

## Hillsborough County Animal Services

### Changes in Animal Services Statistics Over the Last Five Years And Also in the Last 12-Months

Statistical Comparison of the Latest 12 Months Versus the Previous 12 Months	FY2005 Oct. 1, 2004 to Sep.30, 2005	Feb. 1, 2008 to Jan. 31, 2009 Data	Feb. 1, 2009 to Jan. 31, 2010 Data	% Change in Last 12-months	% Change Since FY05	Number Change Since FY05	
<b>Impoundments</b>							
Dogs Impounded	14,899	11,846	10,708	-10%	-28%	-4,191	☹
Cats Impounded	19,586	17,957	14,664	-18%	-25%	-4,922	☹
Total Dogs and Cats Impounded	34,485	29,803	25,372	-15%	-26%	-9,113	☹
Total Other Species Impoundments	1,606	1,705	1,200	-30%	-25%	-406	☹
<b>Total Impoundments</b>	36,091	31,508	26,572	-16%	-26%	-9,519	☹
<b>Dispositions</b>							
Adoptions and Transfers	2,937	5,784	6,420	11%	119%	3,483	☺
Redemptions	1,827	1,795	1,482	-17%	-19%	-345	☹
Euthanized	29,872	22,913	18,298	-20%	-39%	-11,574	☹
Other Dispositions	1,417	20	39	95%	-97%	-1,378	☹
<b>Total Dispositions</b>	36,053	30,512	26,239	-14%	-27%	-9,814	☹
<b>Rabies Registrations and Licensing</b>							
Tags Sold-Veterinarians	144,076	139,131	133,029	-4%	-8%	-11,047	☹
Tags Sold-HCAS	15,682	20,693	20,037	-3%	28%	4,355	☺
<b>Total Tags Sold</b>	159,758	159,824	153,066	-4%	-4%	-6,692	☹
<b>Enforcement Actions</b>							
Courtesy Notices Issued	7,299	5,226	4,690	-10%	-36%	-2,609	☹
Official Notices Issued	151	151	183	21%	21%	32	☺
Civil Citations Issued	5,244	5,756	5,089	-12%	-3%	-155	☹
Calls Responded	37,550	32,870	28,083	-15%	-25%	-9,467	☹
Shelter Visitors	51,739	84,333	78,104	-7%	51%	26,365	☺
Phone Inquiries (Avg. Daily)	388	373	349	-6%	-10%	-39	☹
<b>Pet Overpopulation Efforts</b>							
S & N Vouchers Sent Out	3,704	6,427	11,458	78%	209%	7,754	☺
Vouchers Redeemed	2,261	4,208	7,054	68%	212%	4,793	☺

*Note: Minor variances in data reports are normal and stabilize over time. Variances result from closing or correcting records after the first of the month. These minor variances do not affect the overall trends conveyed in the reports. Corrections include: updating incorrect or missing outcome types or dates, removing duplicate records, and correcting user input errors discovered in routine data audits conducted by shelter supervisors and administrative staff.*

/GROUPS/STATS/10/Jan/FY 10 Jan.xls

## Hillsborough County Animal Services

### Calendar Year Statistical Status Resulting From Operations

Statistical Comparison of the Latest 12 Months Versus the Previous 12 Months	Feb. 1, 2008 to Jan. 31, 2009 Data	Feb. 1, 2009 to Jan. 31, 2010 Data	% Change	Feb. 1, 2009 to Jan. 31, 2010 Data As % of Total
<b>Impoundments</b>				
Dogs Impounded	11846	10708	-9.6%	40.3%
Cats Impounded	17957	14664	-18.3%	55.2%
Total Dogs and Cats Impounded	29803	25372	-14.9%	95.5%
Total Other Species Impoundments	1705	1200	-29.6%	4.5%
Total Impoundments	31508	26572	-15.7%	100.00%
<b>Dispositions</b>				
Adoptions and Transfers	5784	6420	11.0%	24.0%
Redemptions	1795	1482	-17.4%	5.5%
Euthanized	22913	18298	-20.1%	68.3%
Other Dispositions	231	578	150.2%	2.2%
Total Dispositions	30723	26778	-12.8%	100.0%
<b>Rabies Registrations and Licensing</b>				
Tags Sold-Veterinarians	139131	133029	-4.4%	86.9%
Tags Sold-HCAS	20693	20037	-3.2%	13.1%
Total Tags Sold	159824	153066	-4.2%	100.0%
<b>Enforcement Actions</b>				
Courtesy Notices Issued	5226	4690	-10.3%	100.0%
Official Notices Issued	151	183	21.2%	100.0%
Civil Citations Issued	5756	5089	-11.6%	100.0%
Calls Responded	32870	28083	-14.6%	100.0%
Shelter Visitors	84333	78104	-7.4%	100.0%
Phone Inquiries (Avg. Daily)	373	349	-6.4%	100.0%
<b>Pet Overpopulation Efforts</b>				
S & N Vouchers Sent Out	6427	11458	78.3%	100.0%
Vouchers Redeemed	4208	7054	67.6%	61.6%

/GROUPS/STATS/10/Jan/FY 10 Jan.xls

**Note:** Minor variances in data reports are normal and stabilize over time. Variances result from closing or correcting records after the first of the month. These minor variances do not affect the overall trends conveyed in the reports. Corrections include: updating incorrect or missing outcome types or dates, removing duplicate records, and correcting user input errors discovered in routine data audits conducted by shelter supervisors and administrative staff.

Hillsborough County Animal Services

PREVIOUS 12 MONTH STATISTICS (Feb. 1, 2008 to Jan. 31, 2009)

SUMMARY PG.	Feb-08	Mar-08	Apr-08	May-08	Jun-08	Jul-08	Aug-08	Sep-08	Oct-08	Nov-08	Dec-08	Jan-09	TOTALS
-------------	--------	--------	--------	--------	--------	--------	--------	--------	--------	--------	--------	--------	--------

**IMPOUNDS**

Dogs Impounded	963	928	1021	984	1095	1206	1168	991	872	855	894	869	11846
Cats Impounded	1075	1256	1561	2186	2025	1924	1891	1485	1387	1269	978	920	17957
Total Dogs and Cats Imp.	2038	2184	2582	3170	3120	3130	3059	2476	2259	2124	1872	1789	29803
Other Impounded	197	147	194	116	131	201	119	87	68	71	77	297	1705
Total Impounded	2235	2331	2776	3286	3251	3331	3178	2563	2327	2195	1949	2086	31508
BT/Total Impounds %	39.0%	40.9%	41.2%	49.3%	47.2%	45.9%	48.3%	47.2%	47.5%	42.7%	43.1%	37.2%	44.1%
Owner Surrendered	619	693	686	935	958	1019	922	734	374	283	282	296	7801
OS/Total Impounds %	27.7%	29.7%	24.7%	28.5%	29.5%	30.6%	29.0%	28.6%	16.1%	12.9%	14.5%	14.2%	23.8%

**ADOPTIONS & TRANSFERS**

Total Adopted & Transferred	434	521	496	465	405	516	536	461	579	431	408	532	5784
Dogs Adopted	155	159	189	165	153	169	176	141	161	166	137	200	1971
Cats Adopted	69	36	78	45	65	94	86	77	93	95	86	86	910
Other Adopted	9	14	7	3	10	3	5	2	3	6	9	1	72
Totals Adopted	233	209	274	213	228	266	267	220	257	267	232	287	2953
Dogs Transferred	100	174	127	158	119	190	163	147	170	129	147	189	1813
Cats Transferred	94	135	80	84	51	45	82	75	147	35	27	49	904
Others Transferred	7	3	15	10	7	15	24	19	5	0	2	7	114
Transfers Total	201	312	222	252	177	250	269	241	322	164	176	245	2831

**EUTHANIZED**

Dogs Euthanized	480	501	549	582	595	636	611	605	495	374	398	375	6201
Cats Euthanized	871	1011	1335	1972	1918	1739	1669	1267	1135	1151	890	753	15711
Other Species Euthanized	151	92	107	62	63	159	60	51	35	56	55	110	1001
Total Euthanized	1502	1604	1991	2616	2576	2534	2340	1923	1665	1581	1343	1238	22913

**REDEMPTIONS**

Dogs Redeemed	128	147	114	117	137	146	137	135	109	122	134	138	1564
Cats Redeemed	20	20	10	20	9	13	11	24	39	20	10	15	211
Others Redeemed	0	1	0	0	1	4	4	7	1	0	0	2	20
Total Redeemed	148	168	124	137	147	163	152	166	149	142	144	155	1795

**OTHER DISPOSITIONS**

Total D.O.A.	88	94	105	70	82	85	77	55	39	44	30	53	822
Total Other Disp.	6	26	10	10	36	18	7	10	1	5	14	0	143

**RABIES TAGS**

Vet Tags Sold	10779	11441	12176	13372	12927	13158	10452	19218	10588	7315	8677	9028	139131
HCAS Tags Sold	1804	1740	2049	2082	1836	1630	1320	1521	2296	1244	1454	1717	20693
Total Tags Sold	12583	13181	14225	15454	14763	14788	11772	20739	12884	8559	10131	10745	159824
Total Intact Tags	2019	2333	2363	2600	2496	2338	1808	3404	2131	1231	1605	1747	26075
Total Sterile Tags	10168	10427	11492	12362	11910	12091	9547	16262	9890	6877	8059	8272	127357
Other Tags Sold	396	421	370	492	357	359	417	1073	863	451	467	726	6392

**DEPT. ACTIONS**

Civil Citations Issued	445	859	545	411	457	553	466	345	221	486	485	483	5756
Official Notice Iss.	20	11	10	8	22	8	2	12	12	20	9	17	151
Courtesy Notice Iss.	512	380	290	501	430	446	409	434	392	431	462	539	5226
Calls Responded	2841	3005	3101	2896	2898	3052	2807	2591	2300	2279	2387	2713	32870
Phone Inquiries (Avg. Daily)	377	367	383	389	385	381	358	367	301	435	372	358	93544
Shelter Visitors	5791	6616	6446	7055	7032	7452	6661	5679	5094	8156	8969	9382	84333

**SPAY AND NEUTER VOUCHERS**

Vouchers Sent Out	369	423	400	484	429	521	471	504	1241	465	555	565	6427
Vouchers Redeemed	206	369	248	309	244	238	278	277	845	395	342	457	4208

**VOLUNTEER SUPPORT**

Average # Active Volunteers	78	91	79	75	95	143	151	132	143	127	120	142	115
Volunteer Hours	1404	1247	1292	1115	1505	1742	1818	2390	4001	3229	3981	3273	26997

/GROUPS/STATS/10/Jan/FY 10 Jan.xls

## Hillsborough County Animal Services

### CALENDAR YEAR '08 (Brought To HCAS vs. Picked Up) STATISTICS

DETAIL PG.	Feb-08	Mar-08	Apr-08	May-08	Jun-08	Jul-08	Aug-08	Sep-08	Oct-08	Nov-08	Dec-08	Jan-09	TOTALS
------------	--------	--------	--------	--------	--------	--------	--------	--------	--------	--------	--------	--------	--------

### IMPOUNDMENT TOTALS

Dogs Impounded	963	928	1021	984	1095	1206	1168	991	872	855	894	869	11846
Cats Impounded	1075	1256	1561	2186	2025	1924	1891	1485	1665	1269	978	920	18235
Other Impounded	197	147	194	116	131	201	119	87	83	71	77	297	1720
Total Impounded	2235	2331	2776	3286	3251	3331	3178	2563	2620	2195	1949	2086	31801
% BT/Total Impounds	39.0%	40.9%	41.2%	49.3%	47.2%	45.9%	48.3%	47.2%	41.7%	42.7%	43.1%	37.2%	43.6%

### Impounded by Field

OS Dogs PU	41	30	73	85	79	78	63	58	65	35	33	66	706
OS Cats PU	84	134	32	101	95	38	68	56	69	27	9	12	725
OS Other PU	2	0	1	0	0	87	0	3	3	0	0	0	96
Total OS PU*	127	164	106	186	174	203	131	117	137	62	42	78	1527

### Strays

Stray Dogs PU	458	464	430	392	445	550	549	443	456	394	385	377	5343
Stray Cats PU	532	602	861	933	890	860	781	660	807	600	409	461	8396
Stray Other PU	88	106	162	79	106	79	81	70	51	51	59	120	1052
Total Stray PU	1078	1172	1453	1404	1441	1489	1411	1173	1314	1045	853	958	14791

### Confiscations

Dogs Confiscated	67	42	67	60	94	95	76	51	59	144	162	96	1013
Cats Confiscated	11	0	4	12	8	8	19	12	15	6	47	14	156
Others Confiscated	80	0	2	5	1	6	5	0	2	1	5	164	271
Total Confiscated	158	42	73	77	103	109	100	63	76	151	214	274	1440
Total Animals PU	1363	1378	1632	1667	1718	1801	1642	1353	1527	1258	1109	1310	17758

### Impounded by Shelter

OS Dogs BT	240	237	277	285	277	292	288	282	100	112	121	133	2644
OS Cats BT	239	268	296	456	499	508	488	328	117	105	117	79	3500
OS Other BT	13	24	7	8	8	16	15	7	14	4	2	6	124
Total OS BT	492	529	580	749	784	816	791	617	231	221	240	218	6268

### Strays

Stray Dogs BT	157	155	174	162	200	191	192	157	192	170	193	197	2140
Stray Cats BT	209	252	368	684	533	510	535	429	657	531	396	354	5458
Stray Other BT	14	17	22	24	16	13	18	7	13	15	11	7	177
Total Stray BT	380	424	564	870	749	714	745	593	862	716	600	558	7775
Total Animals BT	872	953	1144	1619	1533	1530	1536	1210	1093	937	840	776	14043

/GROUPS/STATS/10/Jan/FY 10 Jan.xls

HILLSBOROUGH COUNTY ANIMAL SERVICES

CURRENT 12 MONTHS STATISTICS (Feb. 1, 2009 to Jan. 31, 2010)

SUMMARY PG.	Feb-09	Mar-09	Apr-09	May-09	Jun-09	Jul-09	Aug-09	Sep-09	Oct-09	Nov-09	Dec-09	Jan-10	TOTALS
-------------	--------	--------	--------	--------	--------	--------	--------	--------	--------	--------	--------	--------	--------

**IMPOUNDS**

Dogs Impounded	758	874	944	856	1146	1013	984	928	813	665	927	800	10708
Cats Impounded	838	1099	1326	1732	1827	1491	1441	1387	1197	951	792	583	14664
Total Dogs and Cats Imp.	1596	1973	2270	2588	2973	2504	2425	2315	2010	1616	1719	1383	25372
Other Impounded	116	144	221	123	105	103	67	68	36	60	111	46	1200
Total Impounded	1712	2117	2491	2711	3078	2607	2492	2383	2046	1676	1830	1429	26572
BT/Total Impounds %	36.4%	40.1%	40.7%	50.8%	50.8%	50.7%	48.8%	47.5%	47.1%	51.0%	41.8%	42.3%	45.7%
Owner Surrendered	271	417	475	368	502	479	371	374	281	253	301	246	4338
OS/Total Impounds %	15.8%	19.7%	19.1%	13.6%	16.3%	18.4%	14.9%	15.7%	13.7%	15.1%	16.4%	17.2%	16.3%

**ADOPTIONS & TRANSFERS**

Total Adopted & Transferred	644	547	626	468	581	526	533	579	487	375	629	425	6420
Dogs Adopted	189	202	212	135	199	203	172	161	124	131	177	178	2083
Cats Adopted	68	84	62	52	125	103	87	93	97	41	87	83	982
Other Adopted	7	8	34	12	13	13	4	3	4	6	5	2	111
Totals Adopted	264	294	308	199	337	319	263	257	225	178	269	263	3176
Dogs Transferred	149	160	205	157	200	134	172	170	149	118	249	140	2003
Cats Transferred	76	84	95	70	31	64	86	147	103	55	99	22	932
Others Transferred	155	9	18	42	13	9	12	5	10	24	12	0	309
Transfers Total	380	253	318	269	244	207	270	322	262	197	360	162	3244

**EUTHANIZED**

Dogs Euthanized	346	373	422	421	512	565	522	495	368	382	394	376	5176
Cats Euthanized	701	832	1129	1500	1619	1250	1233	1135	981	830	610	527	12347
Other Euthanized	93	102	148	69	61	50	38	35	29	28	96	26	775
Total Euthanized	0	0	0	0	0	0	0	0	1378	1240	1100	929	18298

**REDEMPTIONS**

Dogs Redeemed	114	104	126	120	132	98	118	100	118	81	100	102	1313
Cats Redeemed	21	14	18	15	10	4	7	7	14	12	10	14	146
Others Redeemed	0	2	6	1	0	5	2	2	4	1	0	0	23
Total Redeemed	135	120	150	136	142	107	127	109	136	94	110	116	1482

**OTHER DISPOSITIONS**

Total D.O.A.	32	69	73	63	67	59	39	39	26	17	25	30	539
Total Other Disp.	5	1	1	1	0	0	8	1	0	4	3	15	39

**RABIES TAGS**

Vet Tags Sold	10336	12021	11205	11903	12398	13380	13304	10588	11069	8854	8486	9485	133029
HCAS Tags Sold	1524	2660	1812	1755	1977	1820	1652	2296	1134	944	1303	1160	20037
Total Tags Sold	11860	14681	13017	13658	14375	15200	14956	12884	12203	9798	9789	10645	153066
Total Intact Tags	1913	2530	2051	2037	2042	2277	2145	2131	1639	1225	1227	1334	22551
Total Sterile Tags	9461	11449	10332	11135	11668	12319	12010	9890	9549	7808	7597	8710	121928
Other Tags Sold	486	702	634	486	665	604	801	863	1015	766	965	601	8588

**DEPT. ACTIONS**

Civil Citations Issued	532	637	506	461	553	497	467	221	330	284	369	232	5089
Official Notice Iss.	21	20	17	13	27	8	20	12	18	8	7	183	
Courtesy Notice Iss.	498	553	542	461	389	341	350	392	299	323	253	289	4690
Calls Responded	2431	2793	2863	2678	2627	2513	2446	2300	2046	1781	1816	1789	28083
Phone Inquiries (Avg. Daily)*	362	366	353	371	435	362	368	301	304	313	315	334	88566
Shelter Visitors	8323	8137	7269	5511	8668	6850	6096	5094	4721	4224	6470	6741	78104

**SPAY AND NEUTER VOUCHERS**

S & N Vouchers Sent Out	557	1076	645	814	873	865	1247	1241	1160	1020	907	1053	11458
S & N Vouchers Redeemed	345	371	503	624	489	415	615	845	769	335	1078	665	7054

**VOLUNTEER SUPPORT**

Average # Active Volunteers	155	144	151	158	168	175	171	143	152	162	151	159	157
Volunteer Hours	3518	3312	3330	3485	3887	4202	4413	4001	4321	4651	3276	3439	45835

/GROUPS/STATS/10/Jan/FY 10 Jan.xls

\* Extrapolated data used for August and 1st week of September due to data loss in server hardware update.

## Hillsborough County Animal Services

### CALENDAR YEAR '09 (Brought To HCAS vs. Picked Up) STATISTICS

DETAIL PG.	Feb-09	Mar-09	Apr-09	May-09	Jun-09	Jul-09	Aug-09	Sep-09	Oct-09	Nov-09	Dec-09	Jan-10	TOTALS
------------	--------	--------	--------	--------	--------	--------	--------	--------	--------	--------	--------	--------	--------

#### Impoundment Totals

Dogs Impounded	758	874	944	856	1146	1013	984	928	813	665	927	800	10708
Cats Impounded	838	1099	1326	1732	1827	1491	1441	1387	1197	951	792	583	14664
Other Impounded	116	144	221	123	105	103	67	68	36	60	111	46	1200
Total Impounded	1712	2117	2491	2711	3078	2607	2492	2383	2046	1676	1830	1429	26572
% BT/Total Impounds	36.4%	40.1%	40.7%	50.8%	50.8%	50.7%	48.8%	47.5%	47.1%	51.0%	41.8%	42.3%	45.7%

#### Impounded by Field

OS Dogs PU	58	37	93	41	68	35	60	48	57	60	49	71	677
OS Cats PU	40	99	35	22	64	37	53	65	24	33	50	26	548
OS Other PU	0	1	24	1	1	1	0	3	0	16	1	1	49
Total OS PU	98	137	152	64	133	73	113	116	81	109	100	98	1274

#### Strays

Stray Dogs PU	317	399	405	419	452	471	486	422	424	303	378	371	4847
Stray Cats PU	482	548	675	720	656	618	588	598	476	325	273	218	6177
Stray Other PU	107	109	102	77	78	59	42	43	25	25	30	29	726
Total Stray PU	906	1056	1182	1216	1186	1148	1116	1063	925	653	681	618	11750

#### Confiscations

Dogs Confiscated	81	62	71	44	127	45	37	68	74	48	166	99	922
Cats Confiscated	2	10	9	6	63	3	10	1	2	11	49	3	169
Others Confiscated	1	3	63	4	5	17	1	3	0	1	69	6	173
Total Confiscated	84	75	143	54	195	65	48	72	76	60	284	108	1264
Total Animals PU	1088	1268	1477	1334	1514	1286	1277	1251	1082	822	1065	824	14288

#### Impounded by Shelter

OS Dogs BT	125	184	178	165	216	199	154	152	80	86	124	91	1754
OS Cats BT	47	89	139	118	145	203	94	102	115	54	76	52	1234
OS Other BT	1	7	6	21	8	4	10	4	5	4	1	5	76
Total OS BT	173	280	323	304	369	406	258	258	200	144	201	148	3064
Stray Dogs BT	177	192	197	187	283	263	247	238	178	168	210	168	2508
Stray Cats BT	267	353	468	866	899	630	696	621	580	528	344	284	6536
Stray Other BT	7	24	26	20	13	22	14	15	6	14	10	5	176
Total Stray BT	451	569	691	1073	1195	915	957	874	764	710	564	457	9220
Total Animals BT	624	849	1014	1377	1564	1321	1215	1132	964	854	765	605	12284

/GROUPS/STATS/10/Jan/FY 10 Jan.xls

# HILLSBOROUGH COUNTY ANIMAL SERVICES

## FISCAL YEAR STATISTICAL SUMMARY

	2001	2002	2003	2004	2005	2006	2007	2008	2009	2010**
DOGS IMPOUNDED	13,700	12,388	13,445	14,571	14,899	14,582	13,173	12,253	10,993	3205
CATS IMPOUNDED	14,563	16,211	17,240	18,077	19,586	19,609	18,526	18,642	15,973	3523
OTHERS IMPOUNDED	576	828	953	1,137	1,606	1,182	1,564	1,611	1,475	253
ANIMALS IMPOUNDED	28,839	29,427	31,638	33,785	36,091	35,373	33,263	32,506	28,441	6981
REDEEMED	1,582	1,448	1,703	1,824	1,827	1,820	1,611	1,796	1,427	456
ADOPTED	2,291	2,096	2,618	2,937	2,937	3,050	3,827	5,390	6,274	1916
EUTHANIZED	23,827	24,618	26,206	27,968	29,872	29,248	26,727	24,218	19,837	4647
TAGS SOLD BY HCAS	21,366	14,326	15,588	14,631	15,682	17,645	17,325	18,695	21,278	4541
TAGS SOLD BY VETS	109,921	122,082	131,078	134,474	144,076	146,665	145,882	135,582	125,753	37894
TAGS SOLD TOTAL	131,287	136,440	146,666	149,105	159,758	164,310	163,207	154,277	147,031	42435
COMPLAINTS RECVD.	33,323	33,445	35,758	35,433	37,550	38,400	36,317	34,048	30,860	7432
REBATES / VOUCHERS*	4,955	4,960	626	1,857	2,261	2,706	2,914	3,203	5,798	2847
BUDGET	5,169,617	5,932,132	6,041,796	6,901,600	7,275,000	7,834,195	8,353,604	8,640,733	8,526,890	6,922,134
% STERILE TAGS	73.1%	73.4%	76.6%	79.7%	80.1%	80.6%	81.6%	82.9%	83.7%	86.1%
% INTACT TAGS	26.9%	26.6%	23.4%	20.3%	19.9%	19.4%	18.4%	17.1%	16.3%	13.9%
OWNER SURRENDERS	7,512	8,090	8,919	10,053	11,226	11,451	10,768	10,531	4,486	1081
% OF OS/TOTAL IMPOUNDS	28.2%	27.5%	28.2%	29.5%	31.1%	32.4%	32.4%	29.1%	15.8%	15.5%
HUMAN POPULATION	998,948	1,027,436	1,056,600	1,098,100	1,123,069	1,143,397	1,192,861	1,200,541	1,217,614	1,234,930

\* New Voucher Program effective beginning FY03

\*\*As of Jan. 31, 2010

/GROUPS/STATS/10/Jan/FY 10 Jan.xls

## Hillsborough County Animal Services

### Fiscal Year '10 Statistical Status Resulting From Operations

Statistical Status Resulting from Operations	FY09 Data	FY10 Data	% Change	FY2010 Data As % of Total
<b>Impoundments</b>				
Dogs Impounded	3490	3205	-8.2%	45.9%
Cats Impounded	4832	3523	-27.1%	50.5%
Total Dogs and Cats Impounded	8322	6728	-19.2%	96.4%
Other Species Impounded	528	253	-52.1%	3.6%
Total Impounded	8850	6981	-21.1%	100.00%
<b>Dispositions</b>				
Adoptions and Transfers	1770	1916	8.2%	26.8%
Redemptions	579	456	-21.2%	6.4%
Euthanized	6186	4647	-24.9%	65.1%
Other Dispositions	31	120	287.1%	1.7%
Total Dispositions	8566	7139	-16.7%	100.0%
<b>Rabies Registrations and Licensing</b>				
Tags Sold-Veterinarians	30459	37894	24.4%	89.3%
Tags Sold-HCAS	5600	4541	-18.9%	10.7%
Total Tags Sold	36059	42435	17.7%	100.0%
<b>Enforcement Actions</b>				
Courtesy Notices Issued	1937	1164	-39.9%	100.0%
Official Notices Issued	57	45	-21.1%	100.0%
Civil Citations Issued	1973	1215	-38.4%	100.0%
Calls Responded	10209	7432	-27.2%	100.0%
Shelter Visitors	32512	22156	-31.9%	100.0%
Phone Inquiries (Avg. Daily)	375	316	-15.7%	100.0%
<b>Pet Overpopulation Efforts</b>				
S & N Vouchers Sent Out	2223	4140	86.2%	100.0%
S & N Vouchers Redeemed	1591	2847	78.9%	69%

/GROUPS/STATS/10/Jan/FY 10 Jan.xls

**Note:** Minor variances in data reports are normal and stabilize over time. Variances result from closing or correcting records after the first of the month. These minor variances do not affect the overall trends conveyed in the reports. Corrections include: updating incorrect or missing outcome types or dates, removing duplicate records, and correcting user input errors discovered in routine data audits conducted by shelter supervisors and administrative staff.

Hillsborough County Animal Services

FISCAL YEAR '09 STATISTICS

SUMMARY PG.	Oct-08	Nov-08	Dec-08	Jan-09	Feb-09	Mar-09	Apr-09	May-09	Jun-09	Jul-09	Aug-09	Sep-09	TOTALS
-------------	--------	--------	--------	--------	--------	--------	--------	--------	--------	--------	--------	--------	--------

**IMPOUNDS**

Dogs Impounded	872	855	894	869	758	874	944	856	1146	1013	984	928	10993
Cats Impounded	1665	1269	978	920	838	1099	1326	1732	1827	1491	1441	1387	15973
Total Dogs and Cats Imp.	2537	2124	1872	1789	1596	1973	2270	2588	2973	2504	2425	2315	26966
Other Impounded	83	71	77	297	116	144	221	123	105	103	67	68	1475
Total Impounded	2620	2195	1949	2086	1712	2117	2491	2711	3078	2607	2492	2383	28441
BT/Total Impounds %	41.7%	42.7%	43.1%	37.2%	36.4%	40.1%	40.7%	50.8%	50.8%	50.7%	48.8%	47.5%	44.2%
Owner Surrendered	368	283	282	296	271	417	475	368	502	479	371	374	4486
OS/Total Impounds %	14.0%	12.9%	14.5%	14.2%	15.8%	19.7%	19.1%	13.6%	16.3%	18.4%	14.9%	15.7%	15.8%

**ADOPTIONS & TRANSFERS**

Total Adopted & Transferred	399	431	408	532	644	547	626	468	581	526	533	579	6274
Dogs Adopted	149	166	137	200	189	202	212	135	199	203	172	161	2125
Cats Adopted	76	95	86	86	68	84	62	52	125	103	87	93	1017
Other Adopted	16	6	9	1	7	8	34	12	13	13	4	3	126
Totals Adopted	241	267	232	287	264	294	308	199	337	319	263	257	3268
Dogs Transferred	124	129	147	189	149	160	205	157	200	134	172	170	1936
Cats Transferred	29	35	27	49	76	84	95	70	31	64	86	147	793
Others Transferred	5	0	2	7	155	9	18	42	13	9	12	5	277
Total Transfers	158	164	176	245	380	253	318	269	244	207	270	322	3006

**EUTHANIZED**

Dogs Euthanized	485	374	398	375	346	373	422	421	512	565	522	495	5288
Cats Euthanized	1484	1151	890	753	701	832	1129	1500	1619	1250	1233	1135	13677
Other Euthanized	55	56	55	110	93	102	148	69	61	50	38	35	872
Total Euthanized	2024	1581	1343	1238	1140	1307	1699	1990	2192	1865	1793	1665	19837

**REDEMPTIONS**

Dogs Redeemed	121	122	134	138	114	104	126	120	132	98	118	100	1427
Cats Redeemed	17	20	10	15	21	14	18	15	10	4	7	7	158
Others Redeemed	0	0	0	2	0	2	6	1	0	5	2	2	20
Total Redeemed	138	142	144	155	135	120	150	136	142	107	127	109	1605

**OTHER DISPOSITIONS**

Total D.O.A.	39	44	30	53	32	69	73	63	67	59	39	39	607
Total Other Disp.	12	5	14	0	5	1	1	1	0	0	8	1	48

**RABIES TAGS**

Vet Tags Sold	5439	7315	8677	9028	10337	12022	11307	11973	12398	13383	13286	10588	125753
HCAS Tags Sold	1185	1244	1454	1717	1545	2660	1881	1820	1977	1848	1651	2296	21278
Total Tags Sold	6624	8559	10131	10745	11882	14682	13188	13793	14375	15231	14937	12884	147031
Total Intact Tags	986	1231	1605	1747	1919	2530	2071	2049	2042	2288	2145	2131	22744
Total Sterile Tags	5313	6877	8059	8272	9475	11449	10479	11258	11668	12335	11993	9890	117068
Other Tags Sold	325	451	467	726	488	703	638	486	665	608	799	863	7219

**DEPT. ACTIONS**

Civil Citations Issued	519	486	485	483	532	637	506	461	553	497	467	221	5847
Official Notice Iss.	11	20	9	17	21	20	17	13	27	8	20	12	195
Courtesy Notice Iss.	505	431	462	539	498	553	542	461	389	341	350	392	5463
Calls Responded	2830	2279	2387	2713	2431	2793	2863	2678	2627	2513	2446	2300	30860
Phone Inquiries (Avg. Daily)*	337	435	372	358	362	366	353	371	435	362	368	301	4420
Shelter Visitors	6005	8156	8969	9382	8323	8137	7269	5511	8668	6850	6096	5094	88460

**SPAY AND NEUTER VOUCHERS**

Vouchers Sent Out	638	465	555	565	557	1076	645	814	873	865	1247	1241	9541
Vouchers Redeemed	397	395	342	457	345	371	503	624	489	415	615	845	5798

**VOLUNTEER SUPPORT**

Average # Active Volunteers	118	127	120	142	155	144	151	158	168	175	171	143	148
Volunteer Hours	2646	3229	3981	3273	3518	3312	3330	3485	3887	4202	4413	4001	43277

\* Extrapolated data used for August and 1st week of September due to data loss in server hardware update.

/GROUPS/STATS/10/Jan/FY 10 Jan.xls

## Hillsborough County Animal Services

### FISCAL YEAR '09 (Brought To HCAS vs. Picked Up) STATISTICS

DETAIL PG.	Oct-08	Nov-08	Dec-08	Jan-09	Feb-09	Mar-09	Apr-09	May-09	Jun-09	Jul-09	Aug-09	Sep-09	TOTALS
------------	--------	--------	--------	--------	--------	--------	--------	--------	--------	--------	--------	--------	--------

#### IMPOUNDMENT TOTALS

Dogs Impounded	872	855	894	869	758	874	944	856	1146	1013	984	928	10993
Cats Impounded	1665	1269	978	920	838	1099	1326	1732	1827	1491	1441	1387	15973
Other Impounded	83	71	77	297	116	144	221	123	105	103	67	68	1475
Total Impounded	2620	2195	1949	2086	1712	2117	2491	2711	3078	2607	2492	2383	28441
% BT/Total Impounds	41.7%	42.7%	43.1%	37.2%	36.4%	40.1%	40.7%	50.8%	50.8%	50.7%	48.8%	47.5%	44.2%

#### Impounded by Field

OS Dogs PU	65	35	33	66	58	37	93	41	68	35	60	48	639
OS Cats PU	69	27	9	12	40	99	35	22	64	37	53	65	532
OS Other PU	3	0	0	0	0	1	24	1	1	1	0	3	34
Total OS PU	137	62	42	78	98	137	152	64	133	73	113	116	1205

#### Strays

Stray Dogs PU	456	394	385	377	317	399	405	419	452	471	486	422	4983
Stray Cats PU	807	600	409	461	482	548	675	720	656	618	588	598	7162
Stray Other PU	51	51	59	120	107	109	102	77	78	59	42	43	898
Total Stray PU	1314	1045	853	958	906	1056	1182	1216	1186	1148	1116	1063	13043

#### Confiscations

Dogs Confiscated	59	144	162	96	81	62	71	44	127	45	37	68	996
Cats Confiscated	15	6	47	14	2	10	9	6	63	3	10	1	186
Others Confiscated	2	1	5	164	1	3	63	4	5	17	1	3	269
Total Confiscated	76	151	214	274	84	75	143	54	195	65	48	72	1451
Total Animals PU	1527	1258	1109	1310	1088	1268	1477	1334	1514	1286	1277	1251	15699

#### Impounded by Shelter

OS Dogs BT	100	112	121	133	125	184	178	165	216	199	154	152	1839
OS Cats BT	117	105	117	79	47	89	139	118	145	203	94	102	1355
OS Other BT	14	4	2	6	1	7	6	21	8	4	10	4	87
Total OS BT	231	221	240	218	173	280	323	304	369	406	258	258	3281
Stray Dogs BT	192	170	193	197	177	192	197	187	283	263	247	238	2536
Stray Cats BT	657	531	396	354	267	353	468	866	899	630	696	621	6738
Stray Other BT	13	15	11	7	7	24	26	20	13	22	14	15	187
Total Stray BT	862	716	600	558	451	569	691	1073	1195	915	957	874	9461
Total Animals BT	1093	937	840	776	624	849	1014	1377	1564	1321	1215	1132	12742

/GROUPS/STATS/10/Jan/FY 10 Jan.xls

HILLSBOROUGH COUNTY ANIMAL SERVICES

FISCAL YEAR '10 STATISTICS

SUMMARY PG.	Oct-09	Nov-09	Dec-09	Jan-10	Feb-10	Mar-10	Apr-10	May-10	Jun-10	Jul-10	Aug-10	Sep-10	TOTALS
-------------	--------	--------	--------	--------	--------	--------	--------	--------	--------	--------	--------	--------	--------

**IMPOUNDS**

Dogs Impounded	813	665	927	800	0	0	0	0	0	0	0	0	3205
Cats Impounded	1197	951	792	583	0	0	0	0	0	0	0	0	3523
Total Dogs and Cats Imp.	2010	1616	1719	1383	0	0	0	0	0	0	0	0	6728
Other Impounded	36	60	111	46	0	0	0	0	0	0	0	0	253
Total Impounded	2046	1676	1830	1429	0	0	0	0	0	0	0	0	6981
BT/Total Impounds %	47.1%	51.0%	41.8%	42.3%	#DIV/0!	#DIV/0!	#DIV/0!	#DIV/0!	#DIV/0!	#DIV/0!	#DIV/0!	#DIV/0!	47.1%
Owner Surrendered	281	253	301	246	0	0	0	0	0	0	0	0	1081
OS/Total Impounds %	13.7%	15.1%	16.4%	17.2%	#DIV/0!	#DIV/0!	#DIV/0!	#DIV/0!	#DIV/0!	#DIV/0!	#DIV/0!	#DIV/0!	15.5%

**ADOPTIONS & TRANSFERS**

Total Adopted & Transferred	487	375	629	425	0	0	0	0	0	0	0	0	1916
Dogs Adopted	124	131	177	178									610
Cats Adopted	97	41	87	83									308
Other Adopted	4	6	5	2									17
Totals Adopted	225	178	269	263	0	0	0	0	0	0	0	0	935
Dogs Transferred	149	118	249	140									656
Cats Transferred	103	55	99	22									279
Others Transferred	10	24	12	0									46
Total Transfers	262	197	360	162	0	0	0	0	0	0	0	0	981

**EUTHANIZED**

Dogs Euthanized	368	382	394	376									1520
Cats Euthanized	981	830	610	527									2948
Other Euthanized	29	28	96	26									179
Total Euthanized	1378	1240	1100	929	0	0	0	0	0	0	0	0	4647

**REDEMPTIONS**

Dogs Redeemed	118	81	100	102									401
Cats Redeemed	14	12	10	14									50
Others Redeemed	4	1	0	0									5
Total Redeemed	136	94	110	116	0	0	0	0	0	0	0	0	456

**OTHER DISPOSITIONS**

Total D.O.A.	26	17	25	30									98
Total Other Disp.	0	4	3	15									22

**RABIES TAGS**

Vet Tags Sold	11069	8854	8486	9485									37894
HCAS Tags Sold	1134	944	1303	1160									4541
Total Tags Sold	12203	9798	9789	10645	0	0	0	0	0	0	0	0	42435
Total Intact Tags	1639	1225	1227	1334									5425
Total Sterile Tags	9549	7808	7597	8710									33664
Other Tags Sold	1015	766	965	601									3347

**DEPT. ACTIONS**

Civil Citations Issued	330	284	369	232									1215
Official Notice Iss.	12	18	8	7									45
Courtesy Notice Iss.	299	323	253	289									1164
Calls Responded	2046	1781	1816	1789									7432
Phone Inquiries (Avg. Daily)	304	313	315	334									24063
Shelter Visitors	4721	4224	6470	6741									22156

**SPAY AND NEUTER VOUCHERS**

Vouchers Sent Out	1160	1020	907	1053									4140
Vouchers Redeemed	769	335	1078	665									2847

**VOLUNTEER SUPPORT**

Average # Active Volunteers	152	162	151	159									156
Volunteer Hours	4321	4651	3276	3439									15687

/GROUPS/STATS/10/Jan/FY 10 Jan.xls

## Hillsborough County Animal Services

### FISCAL YEAR '10 (Brought To HCAS vs. Picked Up) STATISTICS

DETAIL PG.	Oct-09	Nov-09	Dec-09	Jan-10	Feb-10	Mar-10	Apr-10	May-10	Jun-10	Jul-10	Aug-10	Sep-10	TOTALS
------------	--------	--------	--------	--------	--------	--------	--------	--------	--------	--------	--------	--------	--------

### IMPOUNDMENT TOTALS

Dogs Impounded	813	665	927	800									3205
Cats Impounded	1197	951	792	583									3523
Other Impounded	36	60	111	46									253
Total Impounded	2046	1676	1830	1429	0	0	0	0	0	0	0	0	6981
% BT/Total Impounds	47.1%	51.0%	41.8%	42.3%	#DIV/0!	#DIV/0!	#DIV/0!	#DIV/0!	#DIV/0!	#DIV/0!	#DIV/0!	#DIV/0!	47.1%

### Impounded by Field

OS Dogs PU	57	60	49	71									237
OS Cats PU	24	33	50	26									133
OS Other PU	0	16	1	1									18
Total OS PU	81	109	100	98	0	0	0	0	0	0	0	0	388

### Strays

Stray Dogs PU	424	303	378	371									1476
Stray Cats PU	476	325	273	218									1292
Stray Other PU	25	25	30	29									109
Total Stray PU	925	653	681	618	0	0	0	0	0	0	0	0	2877

### Confiscations

Dogs Confiscated	74	48	166	99									387
Cats Confiscated	2	11	49	3									65
Others Confiscated	0	1	69	6									76
Total Confiscated	76	60	284	108	0	0	0	0	0	0	0	0	528
Total Animals PU	1082	822	1065	824	0	0	0	0	0	0	0	0	3793

### Impounded by Shelter

OS Dogs BT	80	86	124	91									381
OS Cats BT	115	54	76	52									297
OS Other BT	5	4	1	5									15
Total OS BT	200	144	201	148	0	0	0	0	0	0	0	0	693
Stray Dogs BT	178	168	210	168									724
Stray Cats BT	580	528	344	284									1736
Stray Other BT	6	14	10	5									35
Total Stray BT	764	710	564	457	0	0	0	0	0	0	0	0	2495
Total Animals BT	964	854	765	605	0	0	0	0	0	0	0	0	3188

/GROUPS/STATS/10/Jan/FY 10 Jan.xls

# Hillsborough County Animal Services

## Key Phrases used in these Statistical Reports

### Statistical Status Resulting from Operations

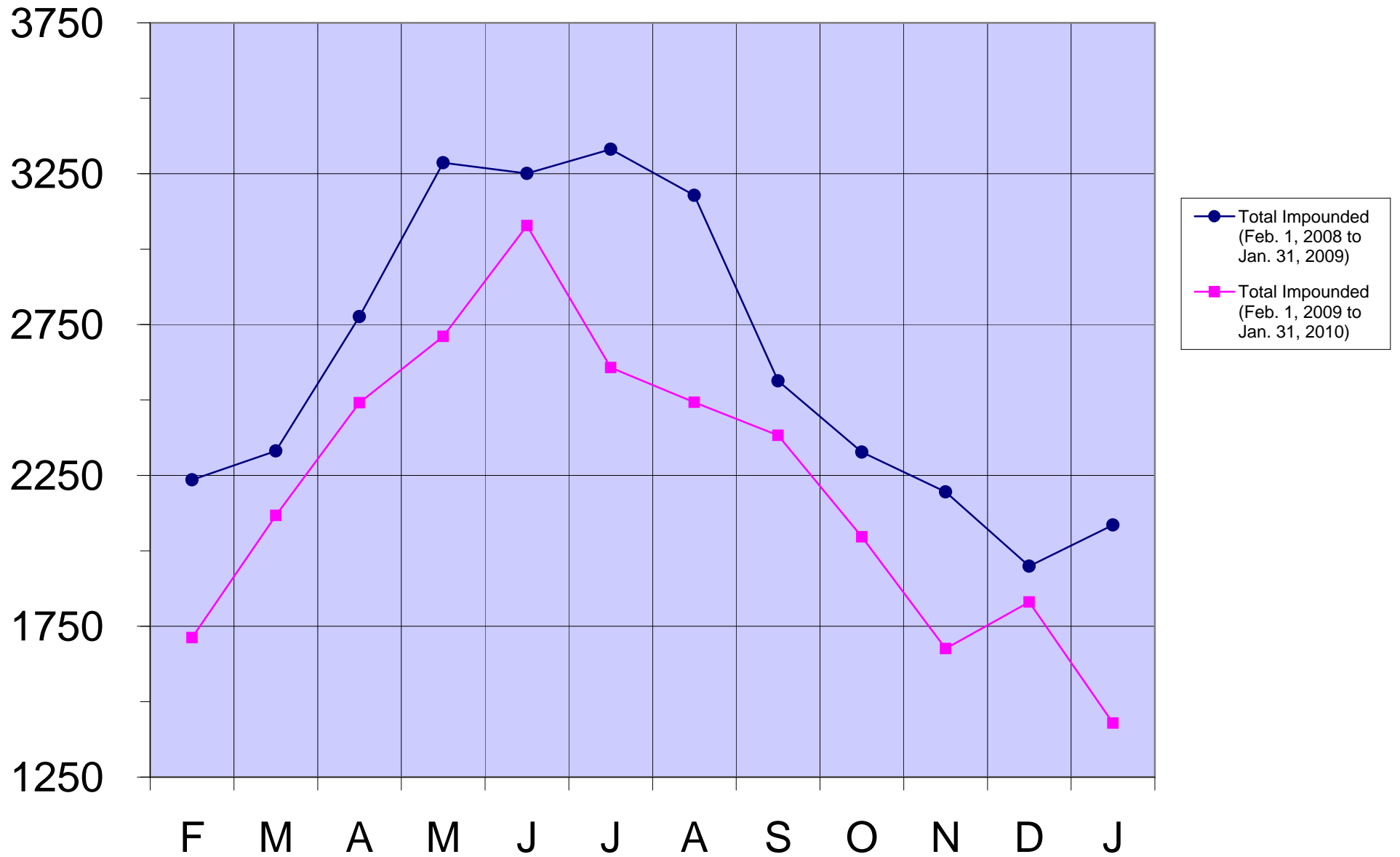
Total Impoundments: All animals impounded by Animal Services  
Total Other Species Impoundments: Any species other than dogs or cats impounded by Animal Services  
Adoptions: Total of all animals adopted by Animal Services, includes animals transferred to adoption partners or rehabilitators  
Redemptions: Total of all animals returned to their owners  
Euthanized: Total of all animals humanely put to death  
Other Dispositions: Impounded animals that were: dead upon arrival; dead animal disposal; died in kennel; or missing.  
Tags Sold-Veterinarians: County rabies registration license tags sold by authorized tag sale outlets  
Tags Sold-HCAS: County rabies registration license tags sold at Animal Services  
Courtesy Notices Issued: Notices issued to citizens in attempt to educate, or avert from future enforcement actions  
Official Notices Issued: Written corrective warning issued to citizens to avert from future enforcement actions  
Civil Citations Issued: Citations issued alledging violations of county ordinance or state statutes  
Sterilization Vouchers Paid: Spay and neuter vouchers paid to encourage sterilization of dogs and cats

### Summary Pages

Dogs Impounded: All canines (canis familiaris) impounded by Animal Services  
Cats Impounded: All felines (felis catus) impounded by Animal Services  
Other Impounded: Any species other than canine or felines impounded by Animal Services  
Total Impounded: All animals (live or dead) impounded by Animal Services  
BT/Total Impounds %: % of animals Brought To the shelter/Total impoundments  
OS: Owner Surrendered: Any species of animal surrendered to Animal Services by it's owner, harborer, or keeper  
OS/Total Impounds %: Total Owner Surrendered Animals as a percentage of the total animals impounded  
Confiscated: Animals lawfully removed from custody of owner, harborer, or keeper  
Dogs Adopted: Total dogs adopted by Animal Services (before Sept 2006 includes animals transferred to another shelter)  
Cats Adopted: Total cats adopted by Animal Services (before Sept 2006 includes animals transferred to another shelter)  
Other Adopted: Total of all species other than dogs or cats adopted by Animal Services (before Sept 2006 includes animals transferred to another shelter)  
Totals Adopted: All animals adopted by Animal Services (before Sept 2006 includes animals transferred to another shelter)  
Transfers Total: All animals released/transferred to an Adoption Partner such as Humane Society of Tampa Bay and breed rescue groups, or wildlife released to licensed rehabilitators  
Dogs Euthanized: Total of dogs humanely put to death  
Cats Euthanized: Total of cats humanely put to death  
Other Euthanized: Total of all species other than dogs or cats humanely put to death  
Total Euthanized: All animals humanely put to death  
Total Redeemed: Total of all animals returned to their owners and wildlife released back to wild  
Total D.O.A.: Total of all animals that were dead upon arrival, or dead animals removed for disposal  
Total Other Disp: Impounded animals that were: missing; or died in kennel.  
Vet Tags Sold: County rabies registration license tags sold by authorized tag sale outlets  
HCAS Tags Sold: County rabies registration license tags sold at Animal Services  
Total Tags Sold: Total County rabies registration license tags sold  
Total Intact Tags: County rabies registration license tags registered to intact animals  
Total Sterile Tags: County rabies registration license tags registered to sterile animals  
Other Tags Sold: Dangerous Dog Registration tags, or replacement, exempt, and no charge rabies registration license tags  
Civil Citations Issued: Citations issued alledging violations of county ordinance or state statutes  
Official Notice Iss.: Written corrective warning issued to citizens to avert from future enforcement actions  
Courtesy Notices Iss.: Notices issued to citizens in attempt to educate, or avert from future enforcement actions  
Calls Responded: Total number of responses to requests for enforcement or rescue activities  
Emails Responded: Total number of email responses to Info Center (website) emails  
Vouchers Paid: Spay and neuter vouchers paid to encourage sterilization of dogs and cats  
Active Volunteers: Number of Volunteers working four or more hours per month  
Volunteer Hours: Logged hours volunteered. Volunteers receive 3 hrs per day when they take in a transition cat or dog.

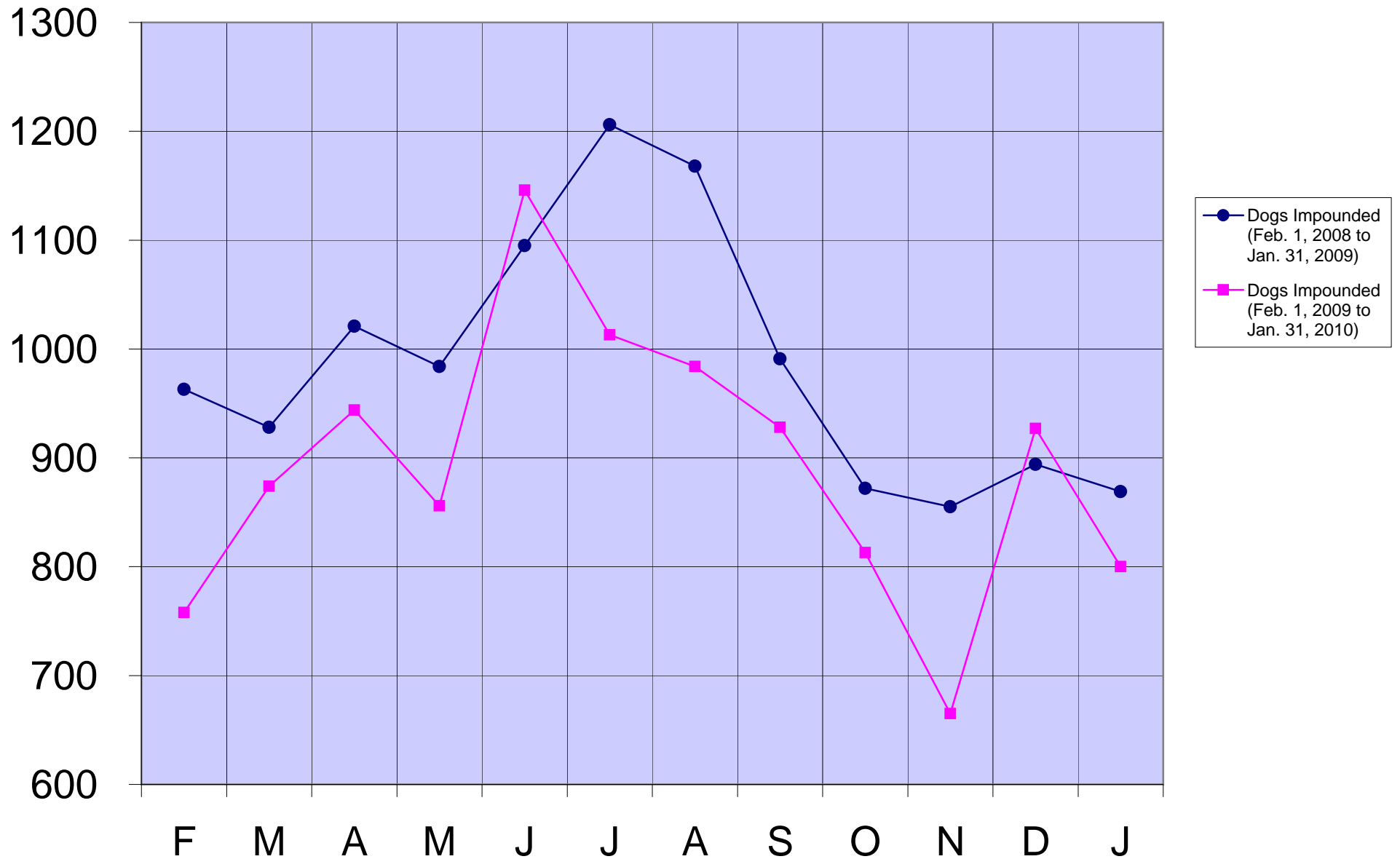
# Hillsborough County Animal Services

## Total Impounds

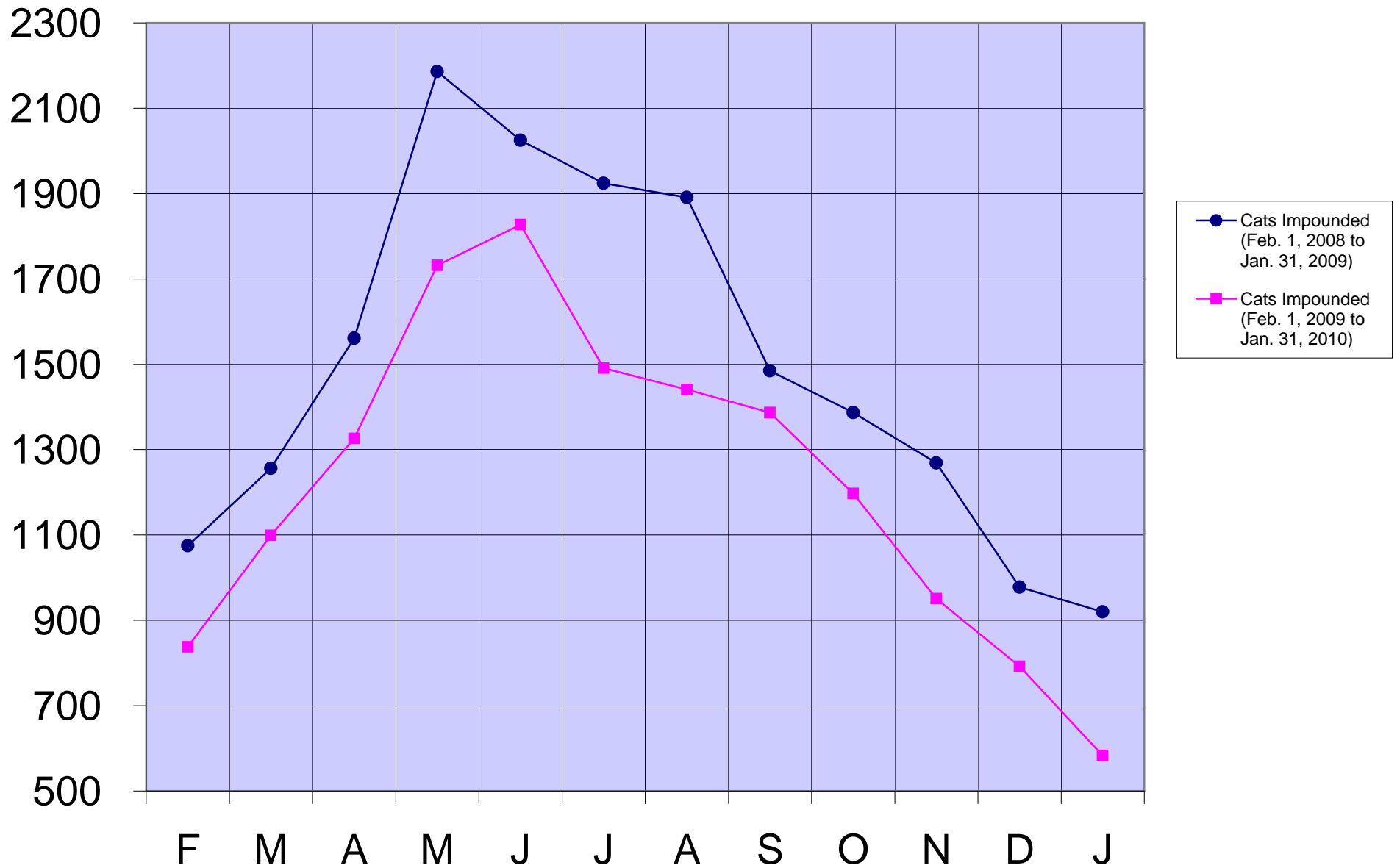


# Hillsborough County Animal Services

## Dogs Impounded

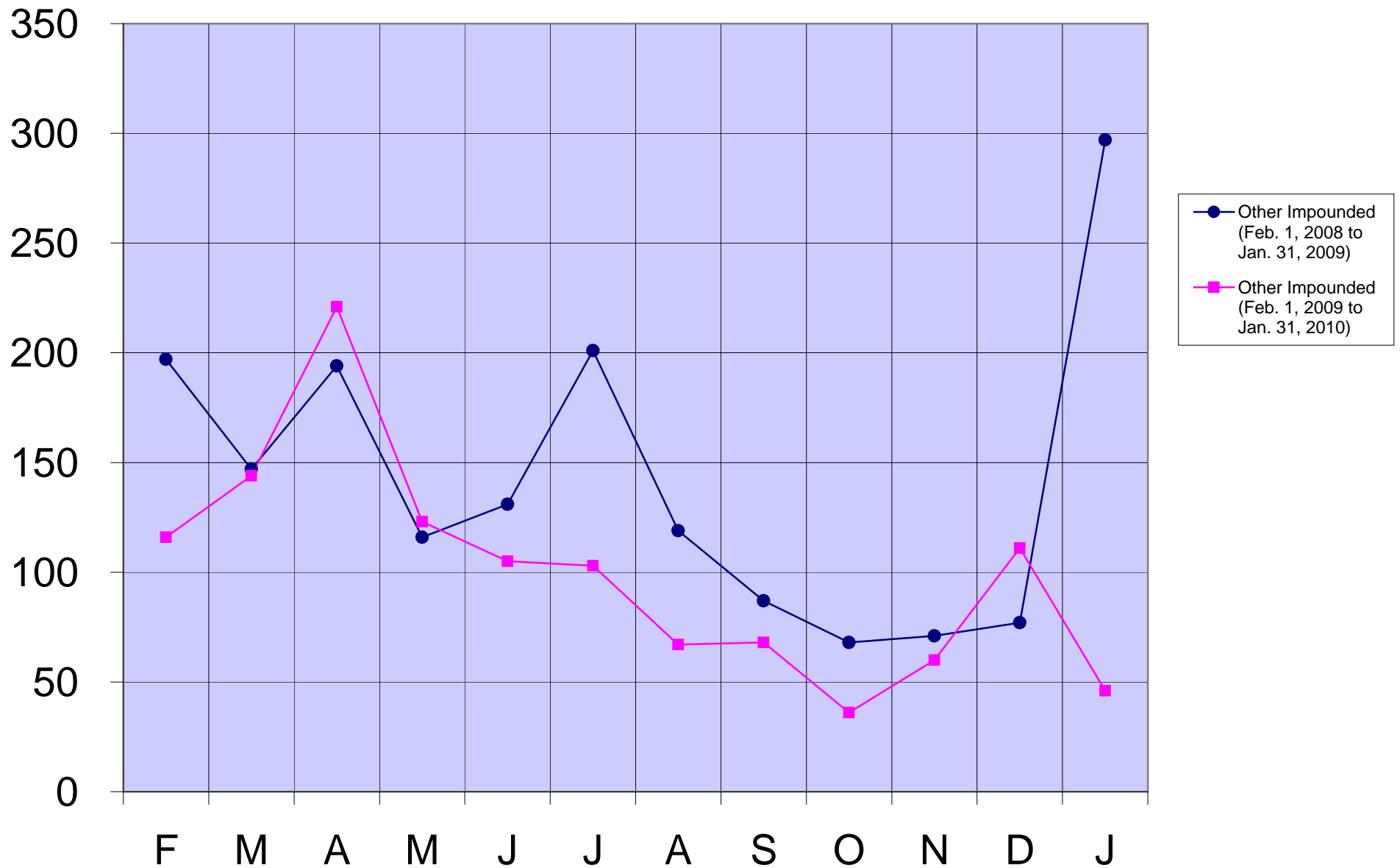


# Cats Impounded



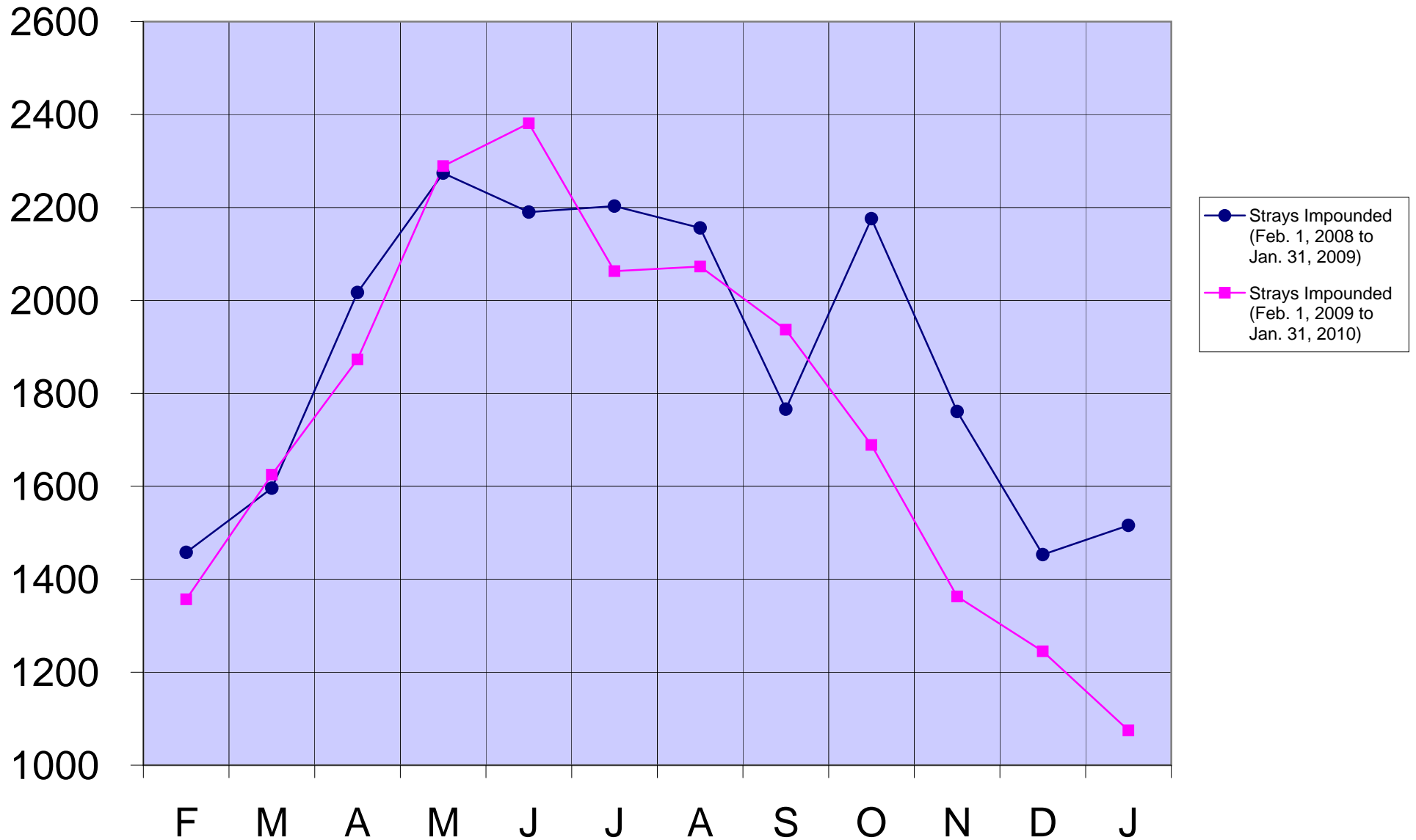
# Hillsborough County Animal Services

## Other Species Impounded



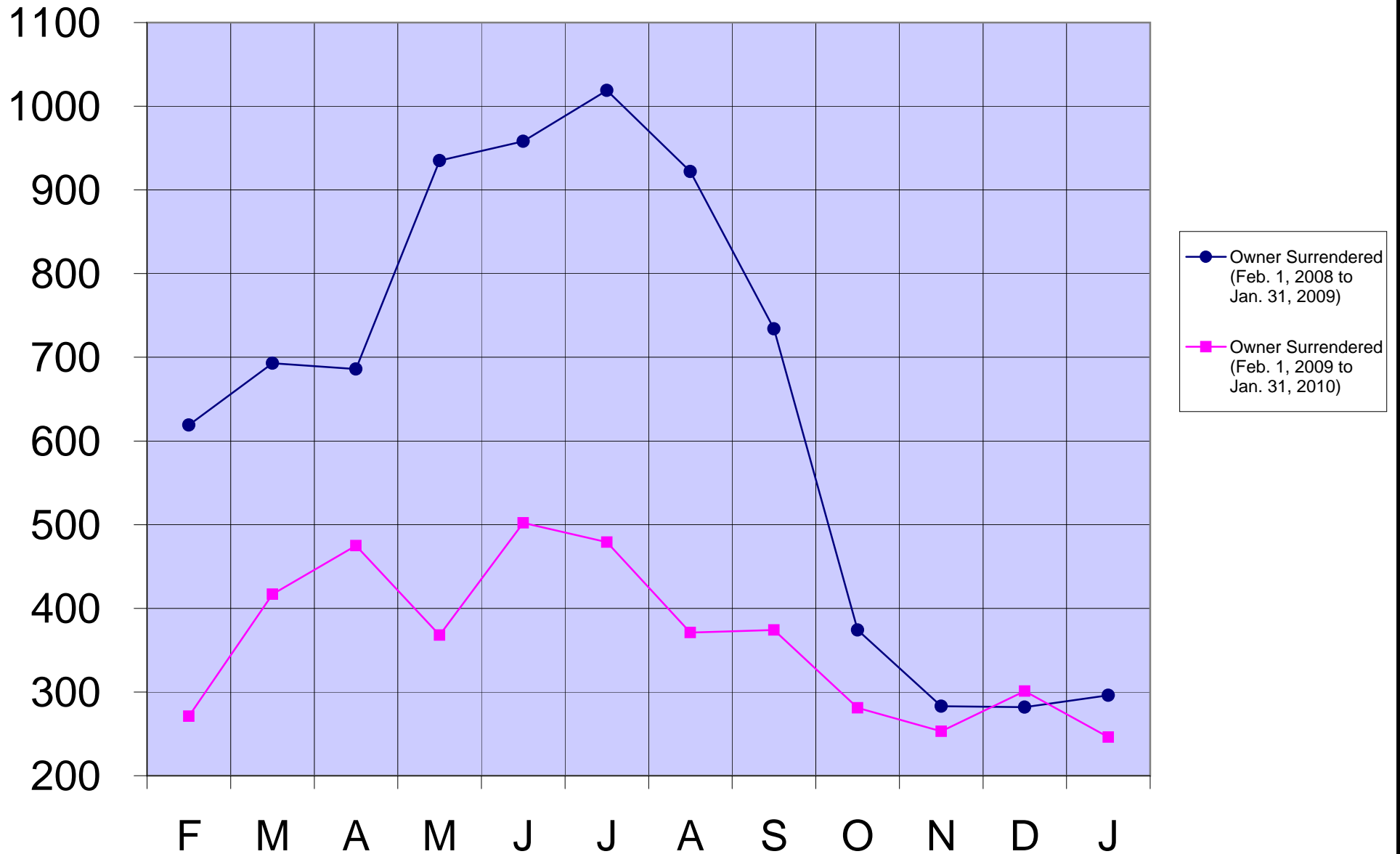
# Hillsborough County Animal Services

## Total Strays Impounded



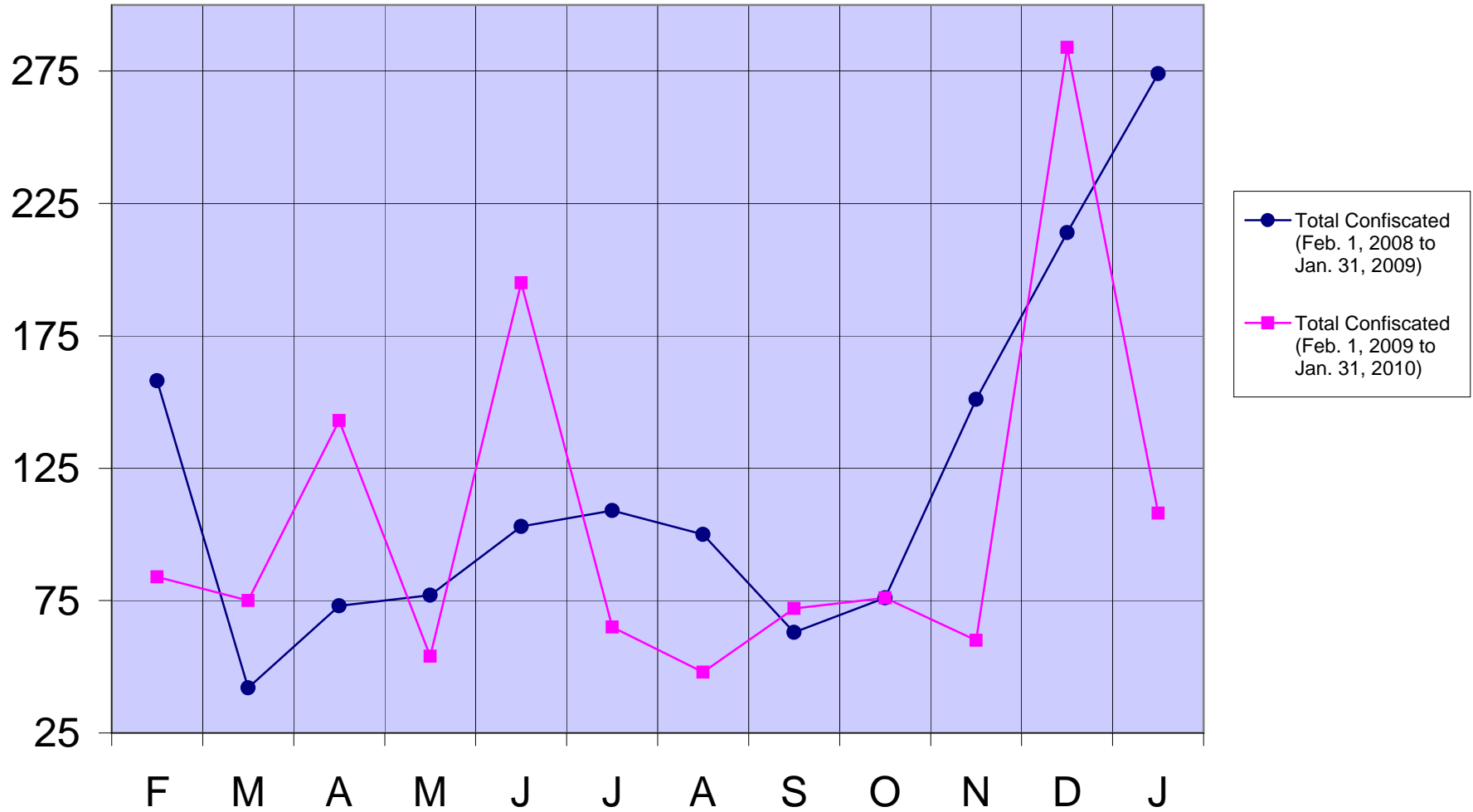
# Hillsborough County Animal Services

## Owner Surrenders



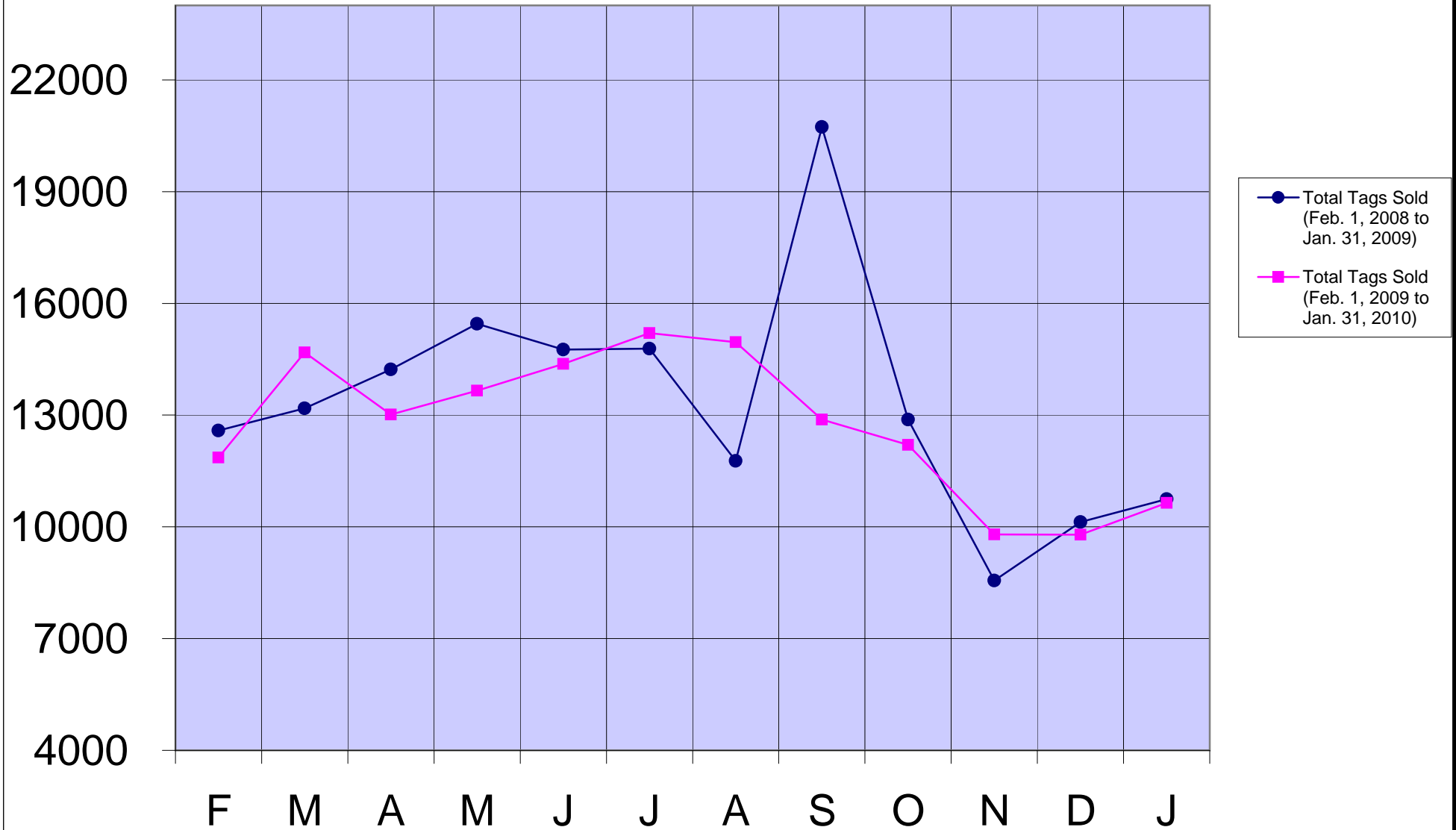
# Hillsborough County Animal Services

## Confiscations



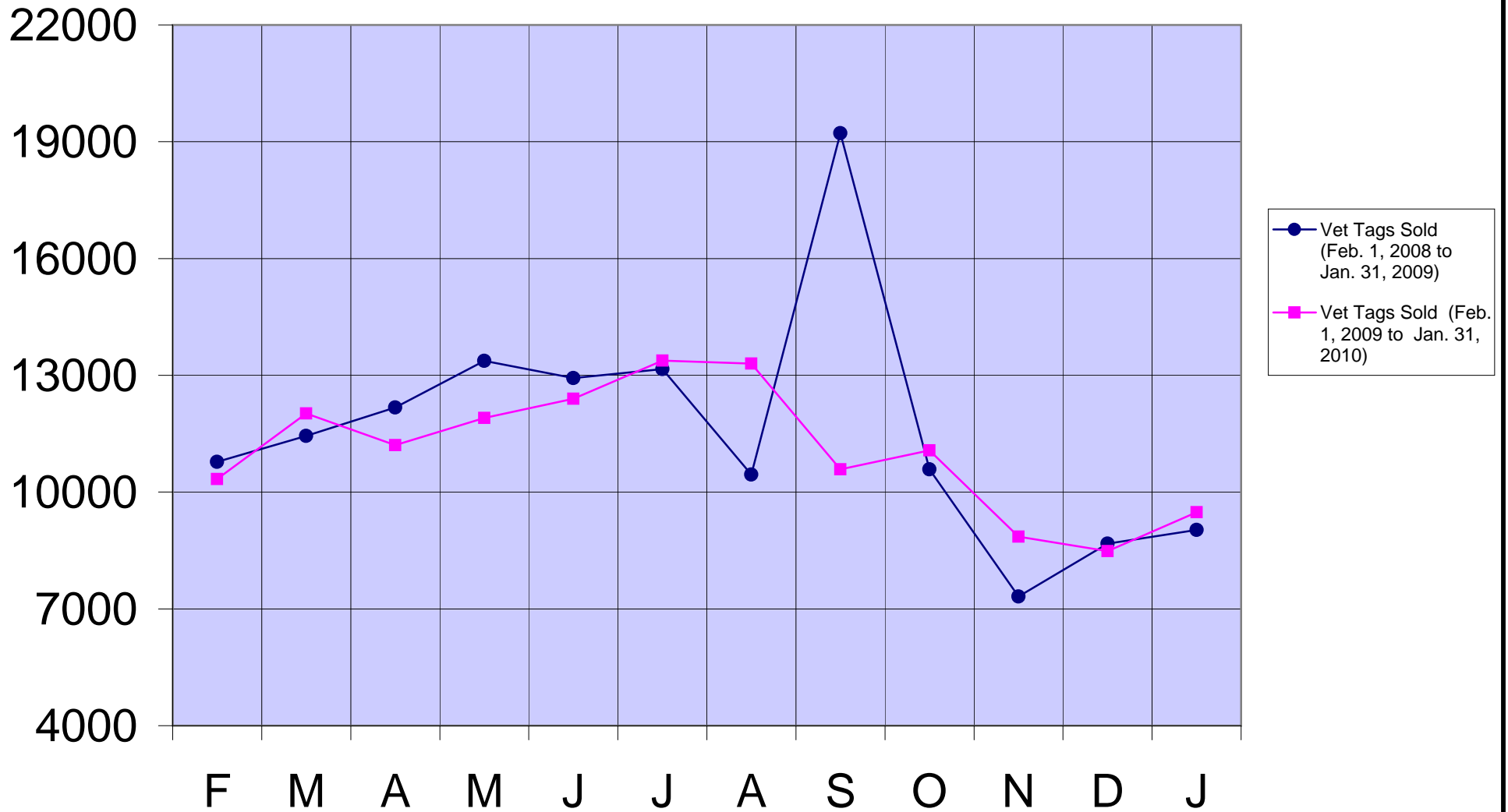
# Hillsborough County Animal Services

## Total Tags Sold



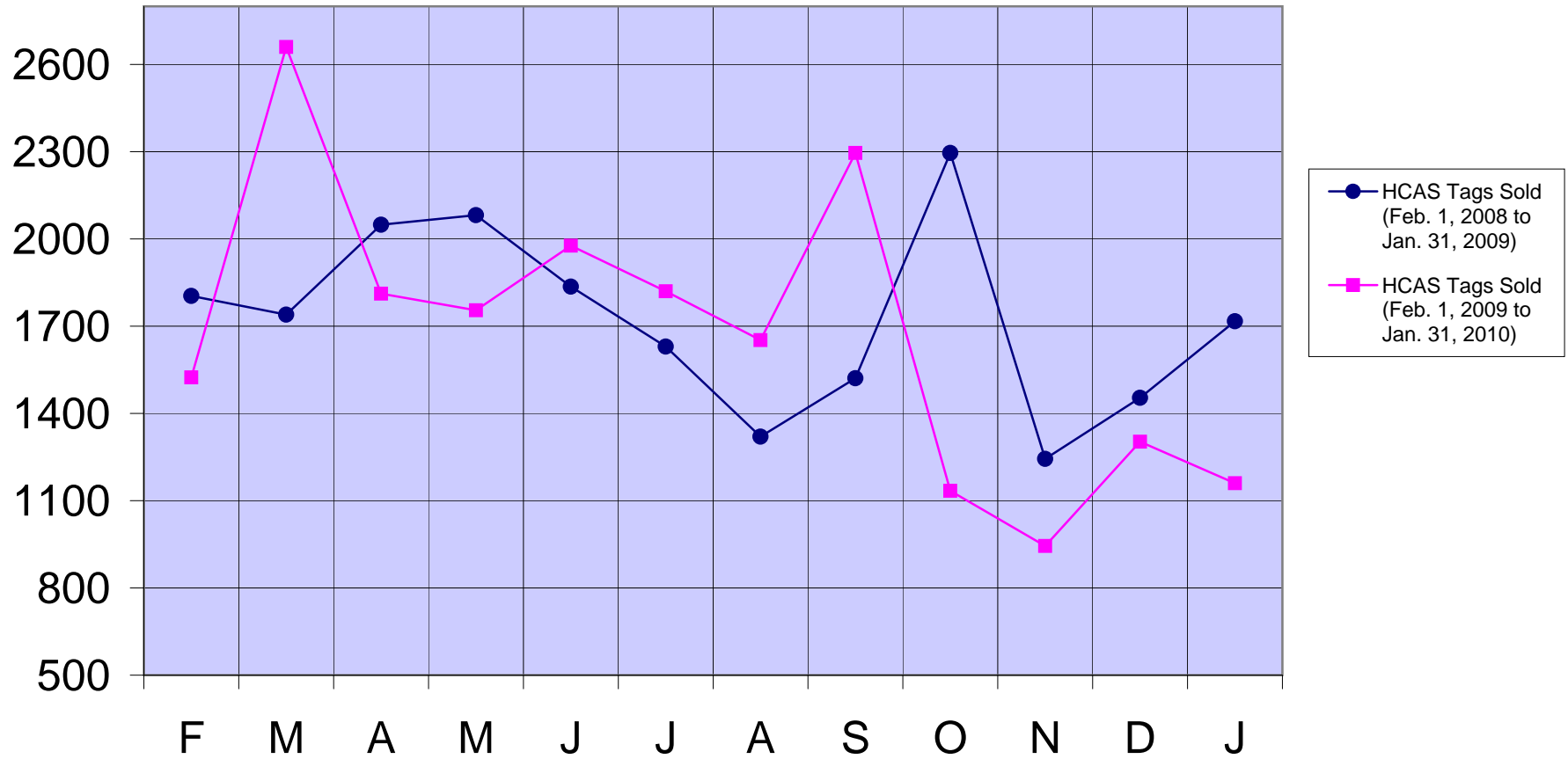
# Hillsborough County Animal Services

## Vet Tags Sold



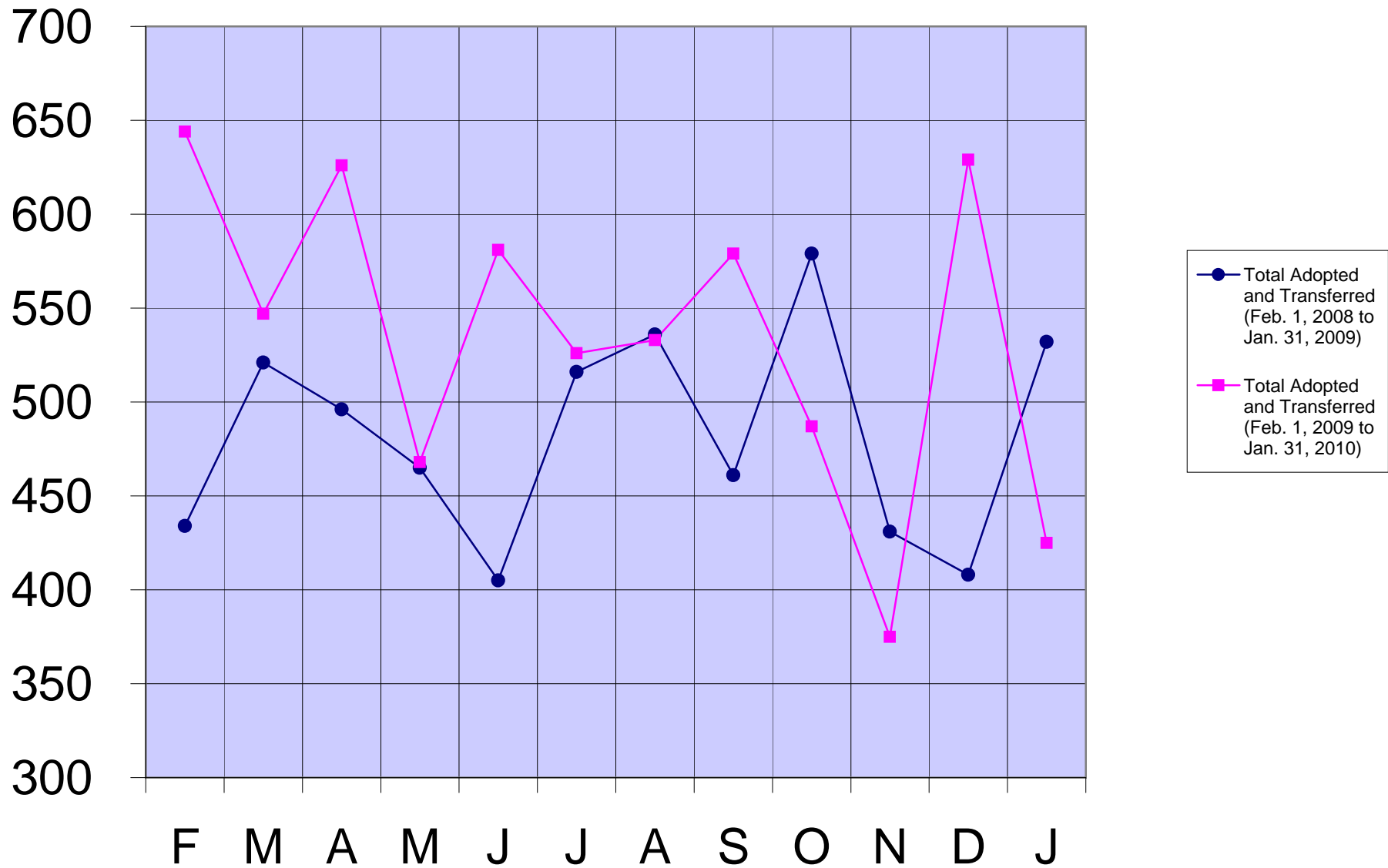
# Hillsborough County Animal Services

## HCAS Tags Sold



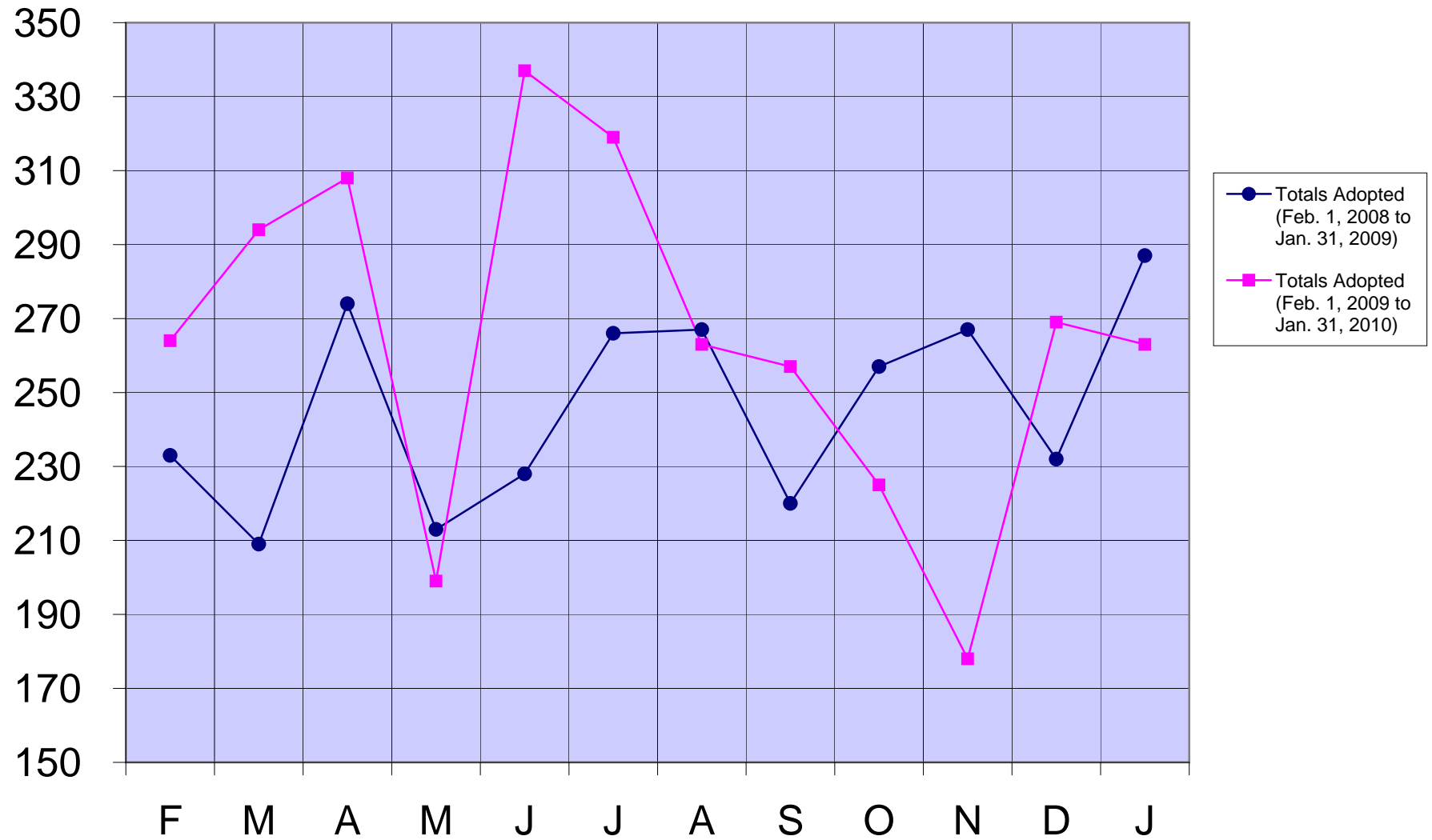
# Hillsborough County Animal Services

## Total Adopted & Transferred



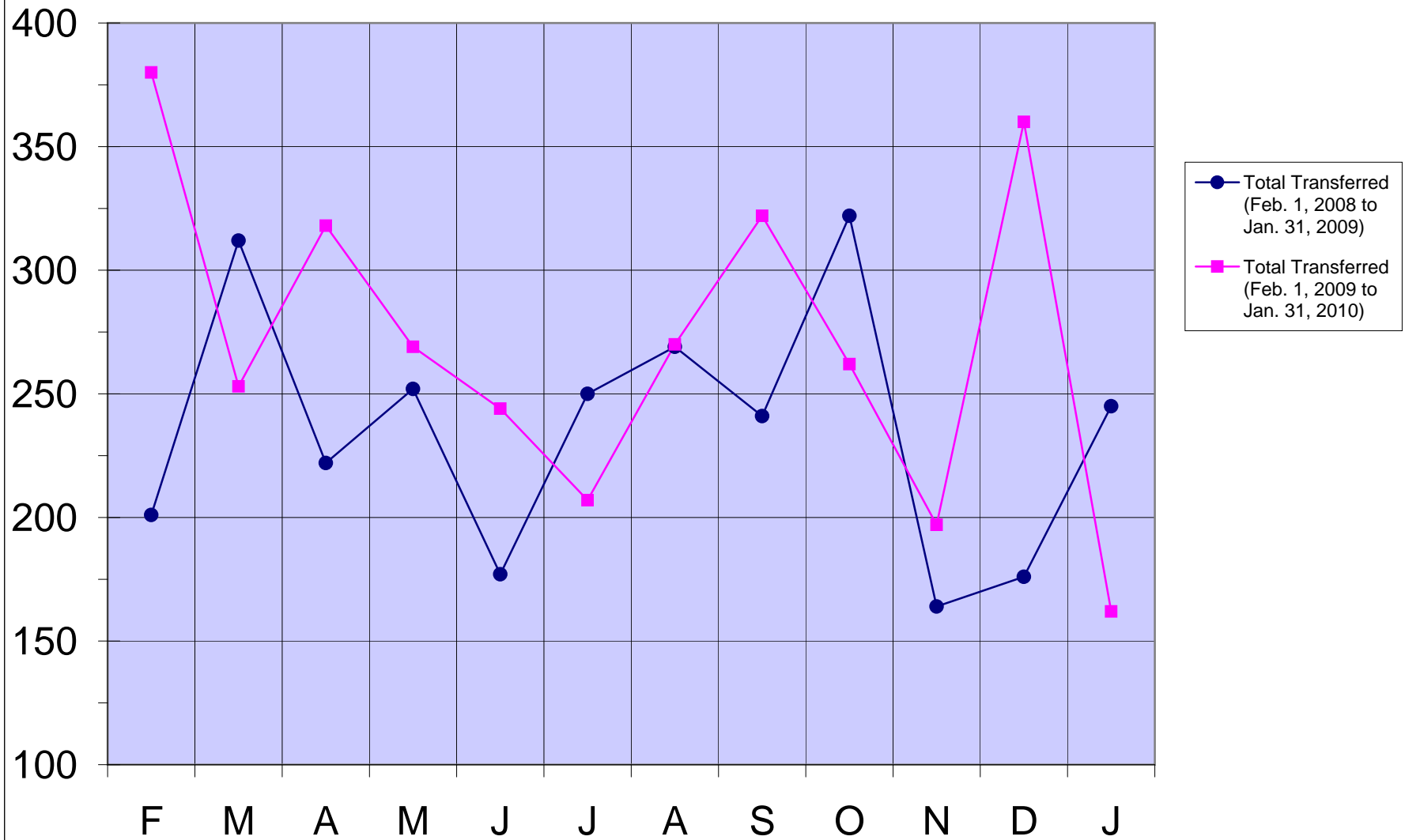
# Hillsborough County Animal Services

## Total Adopted



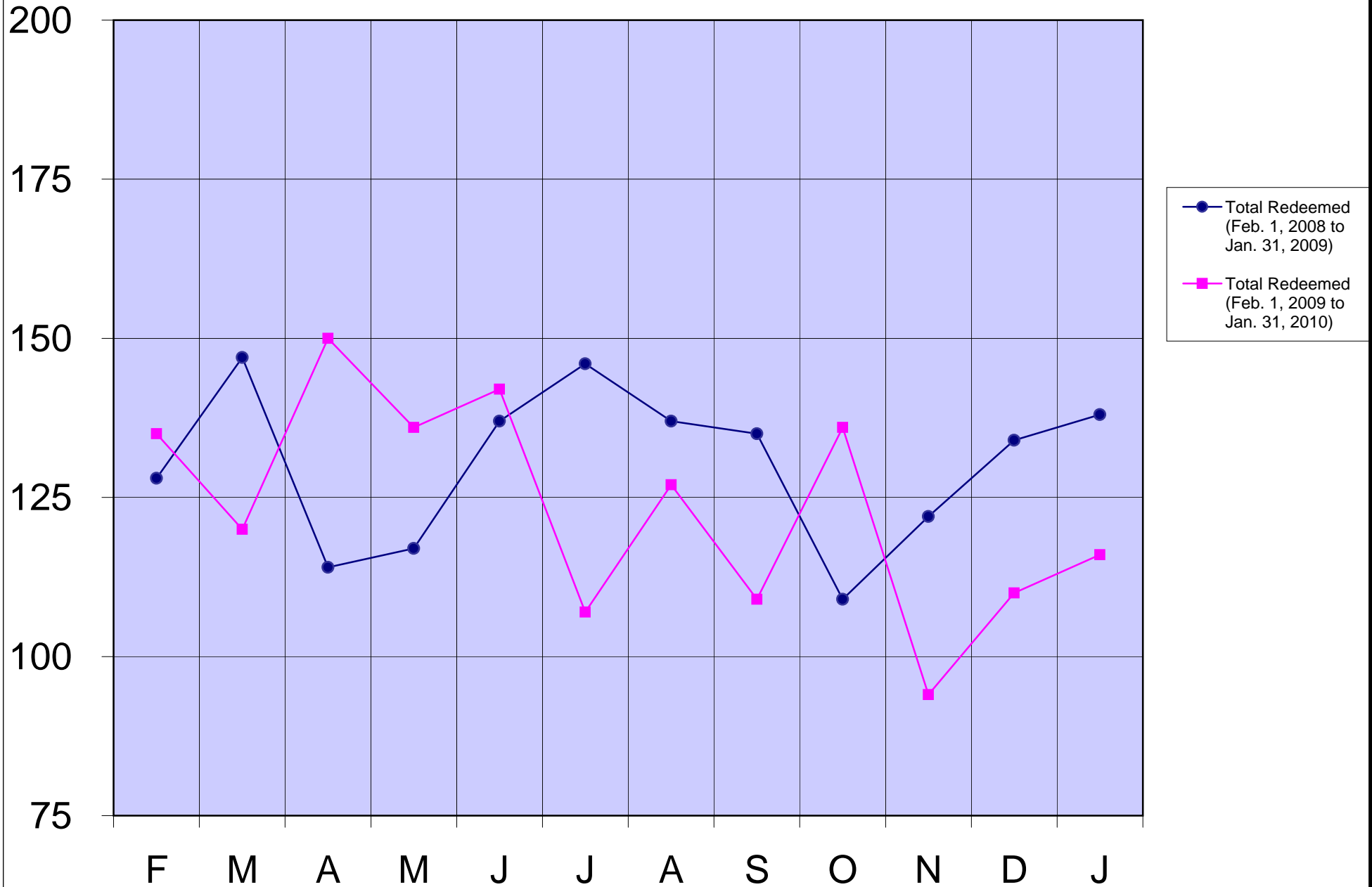
# Hillsborough County Animal Services

## Total Transferred



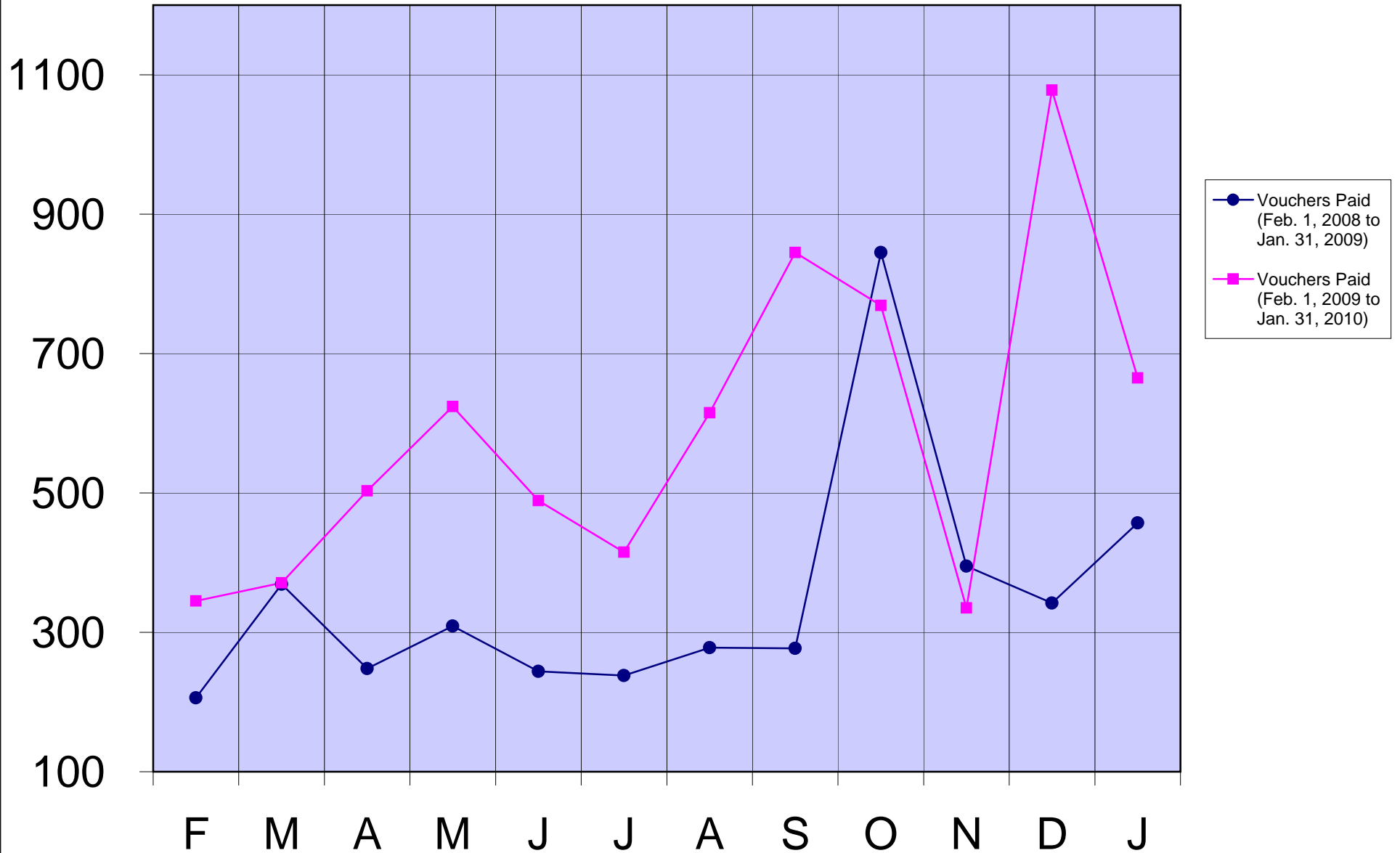
# Hillsborough County Animal Services

## Total Redemptions by Owner



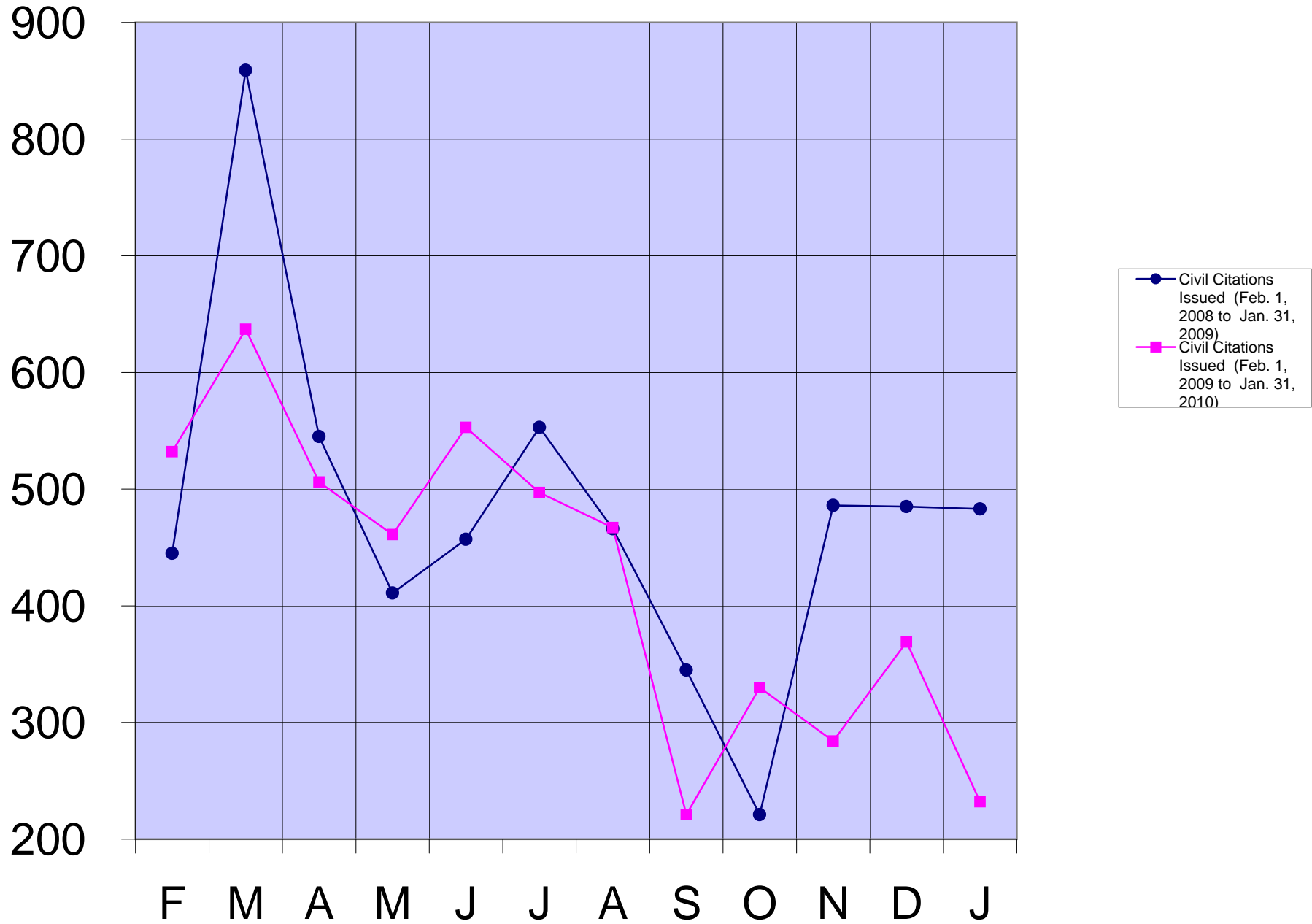
# Hillsborough County Animal Services

## Sterilization Vouchers Paid



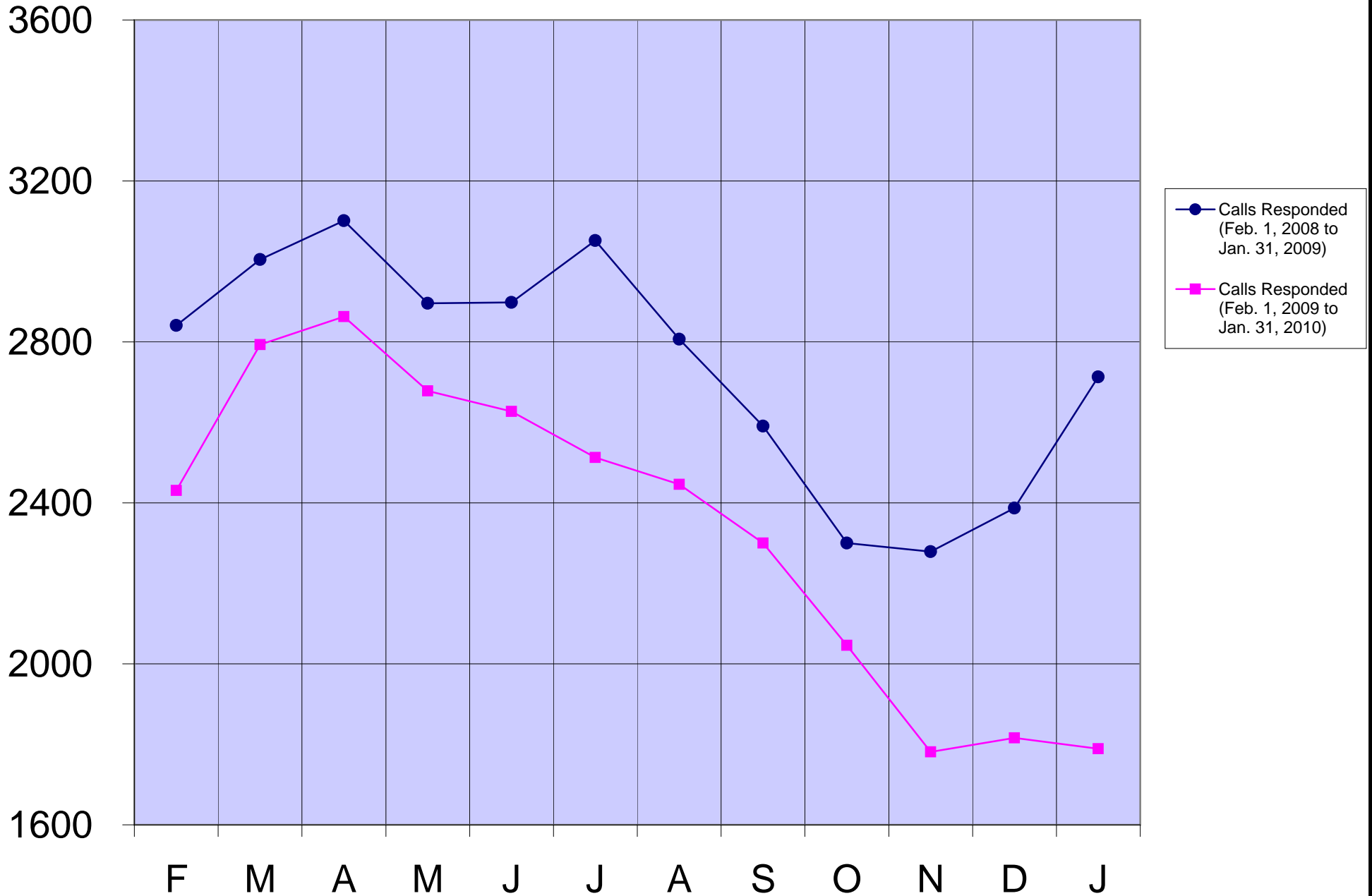
# Hillsborough County Animal Services

## Citations Issued



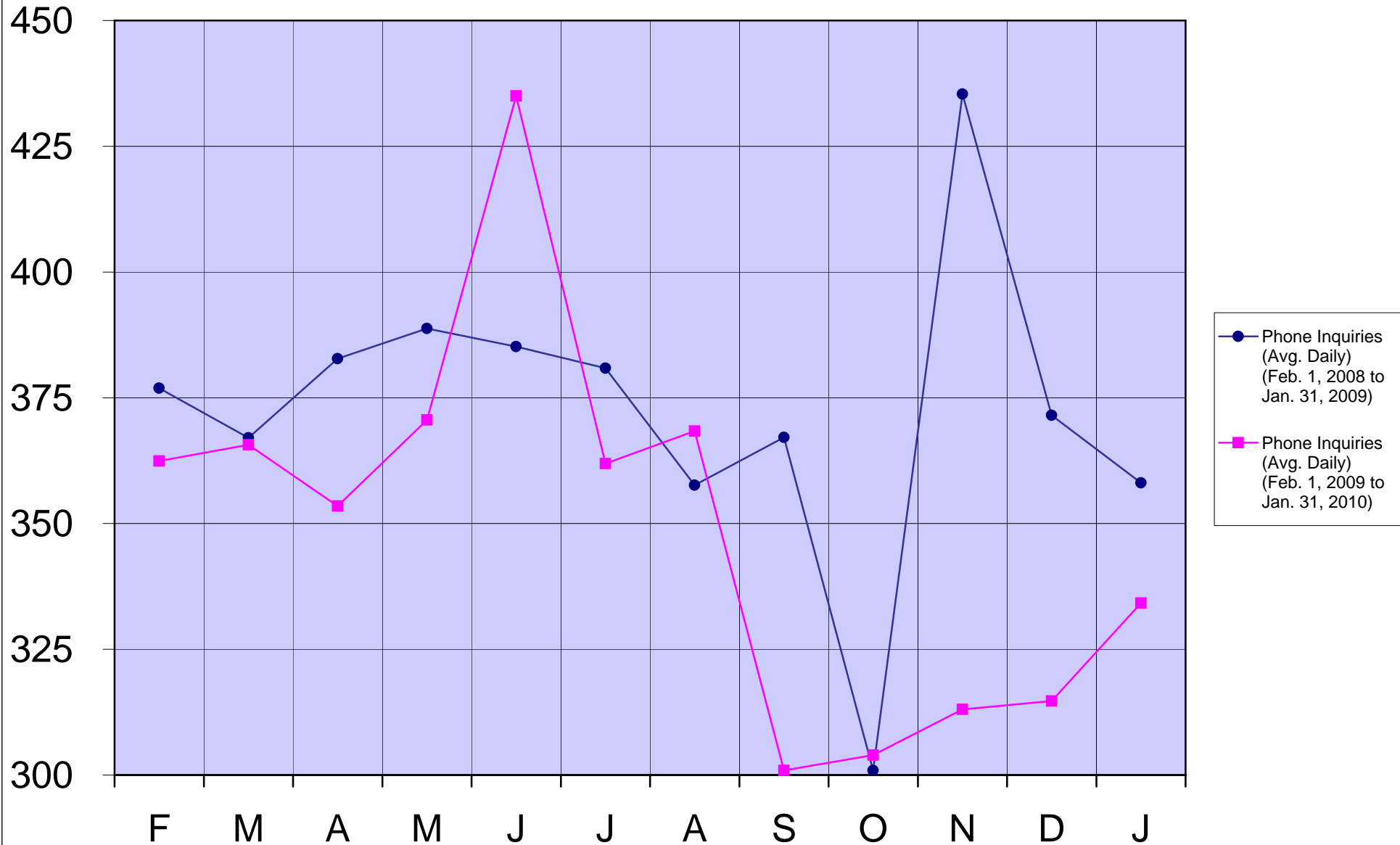
# Hillsborough County Animal Services

## Enforcement Responses



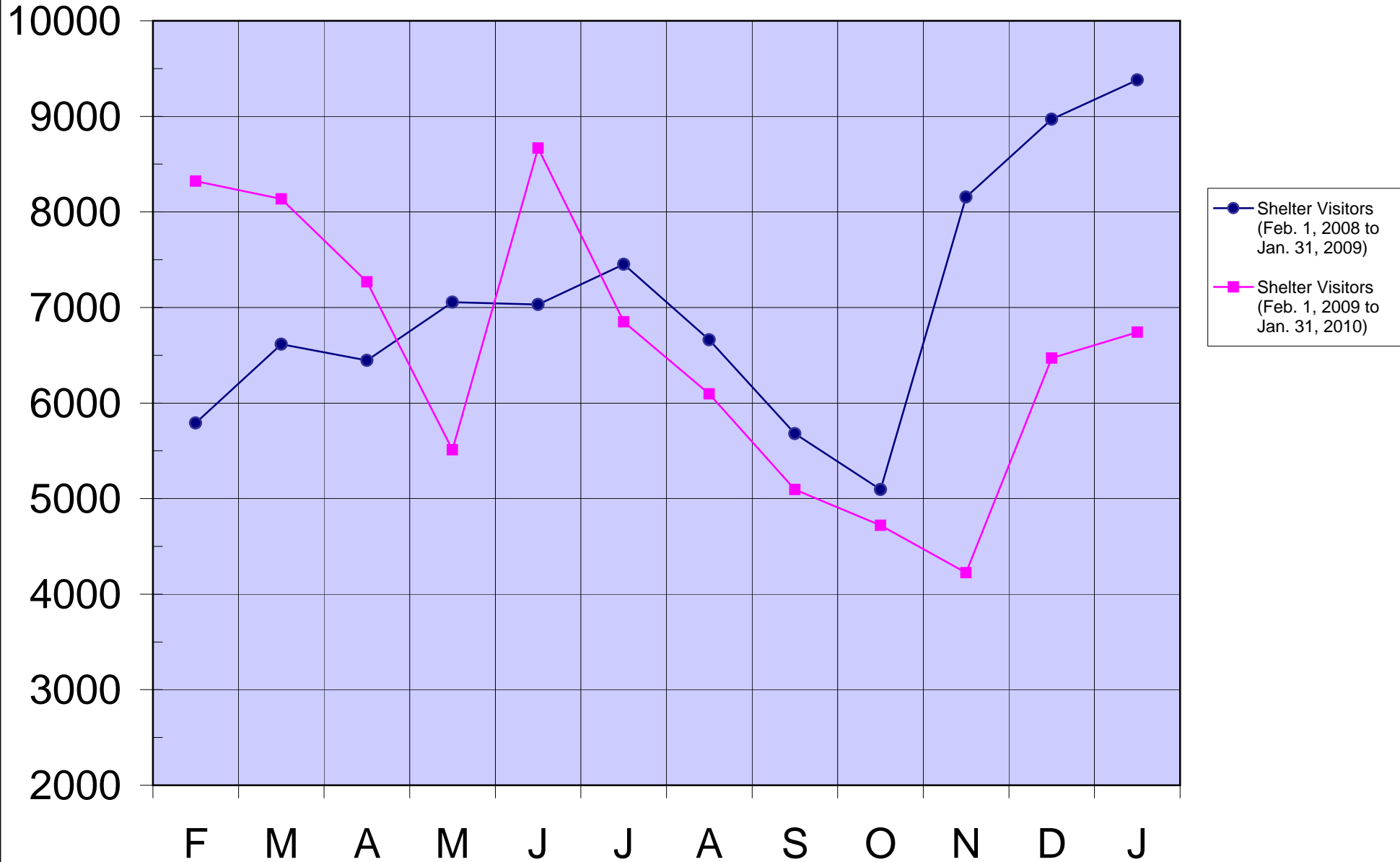
# Hillsborough County Animal Services

## Phone Inquiries (Daily Average)



# Hillsborough County Animal Services

## Shelter Visitors (Monthly Average)



# Hillsborough County Animal Services

## Volunteer Hours

