

## Hillsborough County Animal Services

### Changes in Animal Services Statistics Over in the Last Five Years And Also in the Last 12-Months

Statistical Comparison of the Latest 12 Months Versus the Previous 12 Months	FY2005 Oct. 1, 2004 to Sep.30, 2005	Oct. 1, 2007 to Sept. 30, 2008 Data	Oct. 1, 2008 to Sept. 30, 2009 Data	% Change in Last 12-months	% Change Since 2005	Number Change Since 2005
<b>Impoundments</b>						
Dogs Impounded	14,899	12,253	10,993	-10%	-26%	-3,906
Cats Impounded	19,586	18,642	15,973	-14%	-18%	-3,613
Total Dogs and Cats Impounded	34,485	30,895	26,966	-13%	-22%	-7,519
Total Other Species Impoundments	1,606	1,611	1,475	-8%	-8%	-131
Total Impoundments	36,091	32,506	28,441	-13%	-21%	-7,650
<b>Dispositions</b>						
Adoptions and Transfers	2,937	5,390	6,274	16%	114%	3,337
Redemptions	1,827	1,796	1,474	-18%	-19%	-353
Euthanized	29,872	24,218	19,837	-18%	-34%	-10,035
Other Dispositions		172	48	-72%		
Total Dispositions		31,576	27,633	-12%		
<b>Rabies Registrations and Licensing</b>						
Tags Sold-Veterinarians	144,076	135,582	125,753	-7%	-13%	-18,323
Tags Sold-HCAS	15,682	18,695	21,278	14%	36%	5,596
Total Tags Sold	159,758	154,277	147,031	-5%	-8%	-12,727
<b>Enforcement Actions</b>						
Courtesy Notices Issued		5,359	5,463	2%		
Official Notices Issued		151	195	29%		
Civil Citations Issued		6,331	5,847	-8%		
Calls Responded	37,550	34,048	30,860	-9%	-18%	-6,690
Shelter Visitors		68,440	88,460	29%		
Phone Inquiries (Avg. Daily)		365	368	1%		
<b>Pet Overpopulation Efforts</b>						
S & N Vouchers Sent Out		5,151	9,541	85%		
Vouchers Redeemed	2,261	3,203	5,798	81%	156%	3,537

*Note: Minor variances in data reports are normal and stabilize over time. Variances result from closing or correcting records after the first of the month. These minor variances do not affect the overall trends conveyed in the reports. Corrections include: updating incorrect or missing outcome types or dates, removing duplicate records, and correcting user input errors discovered in routine data audits conducted by shelter supervisors and administrative staff.*

/GROUPS/STATS/09/Sept/FY 09 Sept.xls

G:\STATS\09\Sept\FY 09 Sept Updated.xls

Print Date: 2/15/2010 11:20 AM

# HILLSBOROUGH COUNTY ANIMAL SERVICES

## FISCAL YEAR STATISTICAL SUMMARY

	2000	2001	2002	2003	2004	2005	2006	2007	2008	2009
DOGS IMPOUNDED	14,586	13,700	12,388	13,445	14,571	14,899	14,582	13,173	12,253	10,993
CATS IMPOUNDED	12,989	14,563	16,211	17,240	18,077	19,586	19,609	18,526	18,642	15,973
OTHERS IMPOUNDED	404	576	828	953	1,137	1,606	1,182	1,564	1,611	1,475
ANIMALS IMPOUNDED	27,979	28,839	29,427	31,638	33,785	36,091	35,373	33,263	32,506	28,441
REDEEMED	1,578	1,582	1,448	1,703	1,824	1,827	1,820	1,611	1,796	1,427
ADOPTED	2,397	2,291	2,096	2,618	2,937	2,937	3,050	3,827	5,390	6,274
EUTHANIZED	22,837	23,827	24,618	26,206	27,968	29,872	29,248	26,727	24,218	19,837
TAGS SOLD BY HCAS	41,603	21,366	14,326	15,588	14,631	15,682	17,645	17,325	18,695	21,278
TAGS SOLD BY VETS	74,412	109,921	122,082	131,078	134,474	144,076	146,665	145,882	135,582	125,753
TAGS SOLD TOTAL	116,015	131,287	136,440	146,666	149,105	159,758	164,310	163,207	154,277	147,031
COMPLAINTS RECVD.	29,879	33,323	33,445	35,758	35,433	37,550	38,400	36,317	34,048	30,860
REBATES / VOUCHERS*	5,398	4,955	4,960	626	1,857	2,261	2,706	2,914	3,203	5,798
BUDGET	5,060,383	5,169,617	5,932,132	6,041,796	6,901,600	7,275,000	7,834,195	8,353,604	8,640,733	8,526,890
% STERILE TAGS	72%	73.1%	73.4%	76.6%	79.7%	80.1%	80.6%	81.6%	82.9%	83.7%
% INTACT TAGS	28%	26.9%	26.6%	23.4%	20.3%	19.9%	19.4%	18.4%	17.1%	16.3%
OWNER SURRENDERS	7,496	7,512	8,090	8,919	10,053	11,226	11,451	10,768	10,531	4,486
% OF OS/TOTAL IMPOUNDS	29.4%	28.2%	27.5%	28.2%	29.5%	31.1%	32.4%	32.4%	29.1%	15.8%
HUMAN POPULATION	953,500	998,948	1,027,436	1,056,600	1,098,100	1,123,069	1,143,397	1,192,861	1,200,541	1,217,614

\* New Voucher Program effective beginning FY03

/GROUPS/STATS/09/Sept/FY 09 Sept.xls

## Hillsborough County Animal Services

### Fiscal Year '09 Statistical Status Resulting From Operations

Statistical Status Resulting from Operations	FY08 Data	FY09 Data	% Change	FY2009 Data As % of Total
--	-----------	-----------	----------	---------------------------

#### Impoundments

Dogs Impounded	12253	10993	-10.3%	38.7%
Cats Impounded	18642	15973	-14.3%	56.2%
Total Dogs and Cats Impounded	30895	26966	-12.7%	94.8%
Other Species Impounded	1611	1475	-8.4%	5.2%
Total Impounded	32506	28441	-12.5%	100.00%

#### Dispositions

Adoptions and Transfers	5390	6274	16.4%	22.1%
Redemptions	1796	1605	-10.6%	5.7%
Euthanized	24218	19837	-18.1%	69.9%
Other Dispositions	960	655	-31.8%	2.3%
Total Dispositions	32364	28371	-12.3%	100.0%

#### Rabies Registrations and Licensing

Tags Sold-Veterinarians	135582	125753	-7.2%	85.5%
Tags Sold-HCAS	18695	21278	13.8%	14.5%
Total Tags Sold	154277	147031	-4.7%	100.0%

#### Enforcement Actions

Courtesy Notices Issued	5359	5463	1.9%	100.0%
Official Notices Issued	151	195	29.1%	100.0%
Civil Citations Issued	6331	5847	-7.6%	100.0%
Calls Responded	34048	30860	-9.4%	100.0%
Shelter Visitors	68440	88460	29.3%	100.0%
Phone Inquiries (Avg. Daily)	365	368	1.0%	100.0%

#### Pet Overpopulation Efforts

S & N Vouchers Sent Out	5151	9541	85.2%	100.0%
S & N Vouchers Redeemed	3203	5798	81.0%	61%

/GROUPS/STATS/09/Sept/FY 09 Sept.xls

**Note:** Minor variances in data reports are normal and stabilize over time. Variances result from closing or correcting records after the first of the month. These minor variances do not affect the overall trends conveyed in the reports. Corrections include: updating incorrect or missing outcome types or dates, removing duplicate records, and correcting user input errors discovered in routine data audits conducted by shelter supervisors and administrative staff.

Hillsborough County Animal Services

FISCAL YEAR '08 STATISTICS

SUMMARY PG.	Oct-07	Nov-07	Dec-07	Jan-08	Feb-08	Mar-08	Apr-08	May-08	Jun-08	Jul-08	Aug-08	Sep-08	TOTALS
-------------	--------	--------	--------	--------	--------	--------	--------	--------	--------	--------	--------	--------	--------

**IMPOUNDS**

Dogs Impounded	1099	840	944	1014	963	928	1021	984	1095	1206	1168	991	12253
Cats Impounded	1586	1475	1061	1117	1075	1256	1561	2186	2025	1924	1891	1485	18642
Total Dogs and Cats Imp.	2685	2315	2005	2131	2038	2184	2582	3170	3120	3130	3059	2476	30895
Other Impounded	92	106	101	120	197	147	194	116	131	201	119	87	1611
Total Impounded	2777	2421	2106	2251	2235	2331	2776	3286	3251	3331	3178	2563	32506
BT/Total Impounds %	45.9%	51.0%	50.4%	44.8%	39.0%	40.9%	41.2%	49.3%	47.2%	45.9%	48.3%	47.2%	45.9%
Owner Surrendered	774	802	686	616	619	693	686	935	958	1019	922	734	9444
OS/Total Impounds %	27.9%	33.1%	32.6%	27.4%	27.7%	29.7%	24.7%	28.5%	29.5%	30.6%	29.0%	28.6%	29.1%

**ADOPTIONS & TRANSFERS**

Total Adopted & Transferred	417	317	363	459	434	521	496	465	405	516	536	461	5390
Dogs Adopted	119	95	117	138	155	159	189	165	153	169	176	141	1776
Cats Adopted	61	45	52	62	69	36	78	45	65	94	86	77	770
Other Adopted	5	4	7	6	9	14	7	3	10	3	5	2	75
Totals Adopted	185	144	176	206	233	209	274	213	228	266	267	220	2621
Dogs Transferred	180	101	125	148	100	174	127	158	119	190	163	147	1732
Cats Transferred	46	66	60	102	94	135	80	84	51	45	82	75	920
Others Transferred	6	6	2	3	7	3	15	10	7	15	24	19	117
Total Transfers	232	173	187	253	201	312	222	252	177	250	269	241	2769

**EUTHANIZED**

Dogs Euthanized	677	512	555	552	480	501	549	582	595	636	611	605	6855
Cats Euthanized	1450	1335	924	871	871	1011	1335	1972	1918	1739	1669	1267	16362
Other Euthanized	47	59	64	86	151	92	107	62	63	159	60	51	1001
Total Euthanized	2174	1906	1543	1509	1502	1604	1991	2616	2576	2534	2340	1923	24218

**REDEMPTIONS**

Dogs Redeemed	134	116	131	140	128	147	114	117	137	146	137	135	1582
Cats Redeemed	6	15	25	18	20	20	10	20	9	13	11	24	191
Others Redeemed	0	0	6	0	0	1	0	0	1	4	4	7	23
Total Redeemed	140	131	162	158	148	168	124	137	147	163	152	166	1796

**OTHER DISPOSITIONS**

Total D.O.A.	72	72	83	77	88	94	105	70	82	85	77	55	960
Total Other Disp.	17	7	15	10	6	26	10	10	36	18	7	10	172

**RABIES TAGS**

Vet Tags Sold	4911	8199	9613	9336	10779	11441	12176	13372	12927	13158	10452	19218	135582
HCAS Tags Sold	1241	1186	1211	1075	1804	1740	2049	2082	1836	1630	1320	1521	18695
Total Tags Sold	6152	9385	10824	10411	12583	13181	14225	15454	14763	14788	11772	20739	154277
Total Intact Tags	1092	1544	1745	1746	2019	2333	2363	2600	2496	2338	1808	3404	25488
Total Sterile Tags	4796	7582	8698	8313	10168	10427	11492	12362	11910	12091	9547	16262	123648
Other Tags Sold	264	259	381	352	396	421	370	492	357	359	417	1073	5141

**DEPT. ACTIONS**

Civil Citations Issued	580	526	500	644	445	859	545	411	457	553	466	345	6331
Official Notice Iss.	14	12	11	21	20	11	10	8	22	8	2	12	151
Courtesy Notice Iss.	585	433	411	528	512	380	290	501	430	446	409	434	5359
Calls Responded	2891	2524	2526	2916	2841	3005	3101	2896	2898	3052	2807	2591	34048
Phone Inquiries (Avg. Daily)	347	342	332	348	377	367	383	389	385	381	358	367	92008
Shelter Visitors	3780	3556	3623	4749	5791	6616	6446	7055	7032	7452	6661	5679	68440

**SPAY AND NEUTER VOUCHERS**

Vouchers Sent Out	424	415	335	376	369	423	400	484	429	521	471	504	5151
Vouchers Redeemed	235	286	305	208	206	369	248	309	244	238	278	277	3203

**VOLUNTEER SUPPORT**

Average # Active Volunteers	51	65	47	61	78	91	79	75	95	143	151	132	89
Volunteer Hours	648	808	544	992	1404	1247	1292	1115	1505	1742	1818	2390	15505

/GROUPS/STATS/09/Sept/FY 09 Sept.xls

## Hillsborough County Animal Services

### FISCAL YEAR '08 (Brought To HCAS vs. Picked Up) STATISTICS

DETAIL PG.	Oct-07	Nov-07	Dec-07	Jan-08	Feb-08	Mar-08	Apr-08	May-08	Jun-08	Jul-08	Aug-08	Sep-08	TOTALS
------------	--------	--------	--------	--------	--------	--------	--------	--------	--------	--------	--------	--------	--------

#### IMPOUNDMENT TOTALS

Dogs Impounded	1099	840	944	1014	963	928	1021	984	1095	1206	1168	991	12253
Cats Impounded	1586	1475	1061	1117	1075	1256	1561	2186	2025	1924	1891	1485	18642
Other Impounded	92	106	101	120	197	147	194	116	131	201	119	87	1611
Total Impounded	2777	2421	2106	2251	2235	2331	2776	3286	3251	3331	3178	2563	32506
% BT/Total Impounds	45.9%	51.0%	50.4%	44.8%	39.0%	40.9%	41.2%	49.3%	47.2%	45.9%	48.3%	47.2%	45.9%

#### Impounded by Field

OS Dogs PU	65	53	51	44	41	30	73	85	79	78	63	58	720
OS Cats PU	47	89	50	31	84	134	32	101	95	38	68	56	825
OS Other PU	0	1	0	2	2	0	1	0	0	87	0	3	96
Total OS PU	112	143	101	77	127	164	106	186	174	203	131	117	1641

#### Strays

Stray Dogs PU	514	371	415	423	458	464	430	392	445	550	549	443	5454
Stray Cats PU	698	514	381	567	532	602	861	933	890	860	781	660	8279
Stray Other PU	70	65	66	96	88	106	162	79	106	79	81	70	1068
Total Stray PU	1282	950	862	1086	1078	1172	1453	1404	1441	1489	1411	1173	14801

#### Confiscations

Dogs Confiscated	94	59	45	67	67	42	67	60	94	95	76	51	817
Cats Confiscated	8	28	23	5	11	0	4	12	8	8	19	12	138
Others Confiscated	7	6	13	7	80	0	2	5	1	6	5	0	132
Total Confiscated	109	93	81	79	158	42	73	77	103	109	100	63	1087
Total Animals PU	1503	1186	1044	1242	1363	1378	1632	1667	1718	1801	1642	1353	17529

#### Impounded by Shelter

OS Dogs BT	276	207	261	284	240	237	277	285	277	292	288	282	3206
OS Cats BT	383	439	319	248	239	268	296	456	499	508	488	328	4471
OS Other BT	3	13	5	7	13	24	7	8	8	16	15	7	126
Total OS BT	662	659	585	539	492	529	580	749	784	816	791	617	7803
Stray Dogs BT	150	150	172	196	157	155	174	162	200	191	192	157	2056
Stray Cats BT	450	405	288	266	209	252	368	684	533	510	535	429	4929
Stray Other BT	12	21	17	8	14	17	22	24	16	13	18	7	189
Total Stray BT	612	576	477	470	380	424	564	870	749	714	745	593	7174
Total Animals BT	1274	1235	1062	1009	872	953	1144	1619	1533	1530	1536	1210	14977

HILLSBOROUGH COUNTY ANIMAL SERVICES

FISCAL YEAR '09 STATISTICS

SUMMARY PG.	Oct-08	Nov-08	Dec-08	Jan-09	Feb-09	Mar-09	Apr-09	May-09	Jun-09	Jul-09	Aug-09	Sep-09	TOTALS
-------------	--------	--------	--------	--------	--------	--------	--------	--------	--------	--------	--------	--------	--------

**IMPOUNDS**

Dogs Impounded	872	855	894	869	758	874	944	856	1146	1013	984	928	10993
Cats Impounded	1665	1269	978	920	838	1099	1326	1732	1827	1491	1441	1387	15973
Total Dogs and Cats Imp.	2537	2124	1872	1789	1596	1973	2270	2588	2973	2504	2425	2315	26966
Other Impounded	83	71	77	297	116	144	221	123	105	103	67	68	1475
Total Impounded	2620	2195	1949	2086	1712	2117	2491	2711	3078	2607	2492	2383	28441
BT/Total Impounds %	41.7%	42.7%	43.1%	37.2%	36.4%	40.1%	40.7%	50.8%	50.8%	50.7%	48.8%	47.5%	44.2%
Owner Surrendered	368	283	282	296	271	417	475	368	502	479	371	374	4486
OS/Total Impounds %	14.0%	12.9%	14.5%	14.2%	15.8%	19.7%	19.1%	13.6%	16.3%	18.4%	14.9%	15.7%	15.8%

**ADOPTIONS & TRANSFERS**

Total Adopted & Transferred	399	431	408	532	644	547	626	468	581	526	533	579	6274
Dogs Adopted	149	166	137	200	189	202	212	135	199	203	172	161	2125
Cats Adopted	76	95	86	86	68	84	62	52	125	103	87	93	1017
Other Adopted	16	6	9	1	7	8	34	12	13	13	4	3	126
Totals Adopted	241	267	232	287	264	294	308	199	337	319	263	257	3268
Dogs Transferred	124	129	147	189	149	160	205	157	200	134	172	170	1936
Cats Transferred	29	35	27	49	76	84	95	70	31	64	86	147	793
Others Transferred	5	0	2	7	155	9	18	42	13	9	12	5	277
Total Transfers	158	164	176	245	380	253	318	269	244	207	270	322	3006

**EUTHANIZED**

Dogs Euthanized	485	374	398	375	346	373	422	421	512	565	522	495	5288
Cats Euthanized	1484	1151	890	753	701	832	1129	1500	1619	1250	1233	1135	13677
Other Euthanized	55	56	55	110	93	102	148	69	61	50	38	35	872
Total Euthanized	2024	1581	1343	1238	1140	1307	1699	1990	2192	1865	1793	1665	19837

**REDEMPTIONS**

Dogs Redeemed	121	122	134	138	114	104	126	120	132	98	118	100	1427
Cats Redeemed	17	20	10	15	21	14	18	15	10	4	7	7	158
Others Redeemed	0	0	0	2	0	2	6	1	0	5	2	2	20
Total Redeemed	138	142	144	155	135	120	150	136	142	107	127	109	1605

**OTHER DISPOSITIONS**

Total D.O.A.	39	44	30	53	32	69	73	63	67	59	39	39	607
Total Other Disp.	12	5	14	0	5	1	1	1	0	0	8	1	48

**RABIES TAGS**

Vet Tags Sold	5439	7315	8677	9028	10337	12022	11307	11973	12398	13383	13286	10588	125753
HCAS Tags Sold	1185	1244	1454	1717	1545	2660	1881	1820	1977	1848	1651	2296	21278
Total Tags Sold	6624	8559	10131	10745	11882	14682	13188	13793	14375	15231	14937	12884	147031
Total Intact Tags	986	1231	1605	1747	1919	2530	2071	2049	2042	2288	2145	2131	22744
Total Sterile Tags	5313	6877	8059	8272	9475	11449	10479	11258	11668	12335	11993	9890	117068
Other Tags Sold	325	451	467	726	488	703	638	486	665	608	799	863	7219

**DEPT. ACTIONS**

Civil Citations Issued	519	486	485	483	532	637	506	461	553	497	467	221	5847
Official Notice Iss.	11	20	9	17	21	20	17	13	27	8	20	12	195
Courtesy Notice Iss.	505	431	462	539	498	553	542	461	389	341	350	392	5463
Calls Responded	2830	2279	2387	2713	2431	2793	2863	2678	2627	2513	2446	2300	30860
Phone Inquiries (Avg. Daily)*	337	435	372	358	362	366	353	371	435	362	368	301	93563
Shelter Visitors	6005	8156	8969	9382	8323	8137	7269	5511	8668	6850	6096	5094	88460

**SPAY AND NEUTER VOUCHERS**

Vouchers Sent Out	638	465	555	565	557	1076	645	814	873	865	1247	1241	9541
Vouchers Redeemed	397	395	342	457	345	371	503	624	489	415	615	845	5798

**VOLUNTEER SUPPORT**

Average # Active Volunteers	118	127	120	142	155	144	151	158	168	175	171	143	148
Volunteer Hours	2646	3229	3981	3273	3518	3312	3330	3485	3887	4202	4413	4001	43277

/GROUPS/STATS/09/Sept/FY 09 Sept.xls

\* Extrapolated data used for August and 1st week of September due to data loss in server hardware update.

## Hillsborough County Animal Services

### FISCAL YEAR '09 (Brought To HCAS vs. Picked Up) STATISTICS

DETAIL PG.	Oct-08	Nov-08	Dec-08	Jan-09	Feb-09	Mar-09	Apr-09	May-09	Jun-09	Jul-09	Aug-09	Sep-09	TOTALS
------------	--------	--------	--------	--------	--------	--------	--------	--------	--------	--------	--------	--------	--------

#### IMPOUNDMENT TOTALS

Dogs Impounded	872	855	894	869	758	874	944	856	1146	1013	984	928	10993
Cats Impounded	1665	1269	978	920	838	1099	1326	1732	1827	1491	1441	1387	15973
Other Impounded	83	71	77	297	116	144	221	123	105	103	67	68	1475
Total Impounded	2620	2195	1949	2086	1712	2117	2491	2711	3078	2607	2492	2383	28441
% BT/Total Impounds	41.7%	42.7%	43.1%	37.2%	36.4%	40.1%	40.7%	50.8%	50.8%	50.7%	48.8%	47.5%	44.2%

#### Impounded by Field

OS Dogs PU	65	35	33	66	58	37	93	41	68	35	60	48	639
OS Cats PU	69	27	9	12	40	99	35	22	64	37	53	65	532
OS Other PU	3	0	0	0	0	1	24	1	1	1	0	3	34
Total OS PU	137	62	42	78	98	137	152	64	133	73	113	116	1205

#### Strays

Stray Dogs PU	456	394	385	377	317	399	405	419	452	471	486	422	4983
Stray Cats PU	807	600	409	461	482	548	675	720	656	618	588	598	7162
Stray Other PU	51	51	59	120	107	109	102	77	78	59	42	43	898
Total Stray PU	1314	1045	853	958	906	1056	1182	1216	1186	1148	1116	1063	13043

#### Confiscations

Dogs Confiscated	59	144	162	96	81	62	71	44	127	45	37	68	996
Cats Confiscated	15	6	47	14	2	10	9	6	63	3	10	1	186
Others Confiscated	2	1	5	164	1	3	63	4	5	17	1	3	269
Total Confiscated	76	151	214	274	84	75	143	54	195	65	48	72	1451
Total Animals PU	1527	1258	1109	1310	1088	1268	1477	1334	1514	1286	1277	1251	15699

#### Impounded by Shelter

OS Dogs BT	100	112	121	133	125	184	178	165	216	199	154	152	1839
OS Cats BT	117	105	117	79	47	89	139	118	145	203	94	102	1355
OS Other BT	14	4	2	6	1	7	6	21	8	4	10	4	87
Total OS BT	231	221	240	218	173	280	323	304	369	406	258	258	3281
Stray Dogs BT	192	170	193	197	177	192	197	187	283	263	247	238	2536
Stray Cats BT	657	531	396	354	267	353	468	866	899	630	696	621	6738
Stray Other BT	13	15	11	7	7	24	26	20	13	22	14	15	187
Total Stray BT	862	716	600	558	451	569	691	1073	1195	915	957	874	9461
Total Animals BT	1093	937	840	776	624	849	1014	1377	1564	1321	1215	1132	12742

/GROUPS/STATS/09/Sept/FY 09 Sept.xls

# Hillsborough County Animal Services

## Key Phrases used in these Statistical Reports

### Statistical Status Resulting from Operations

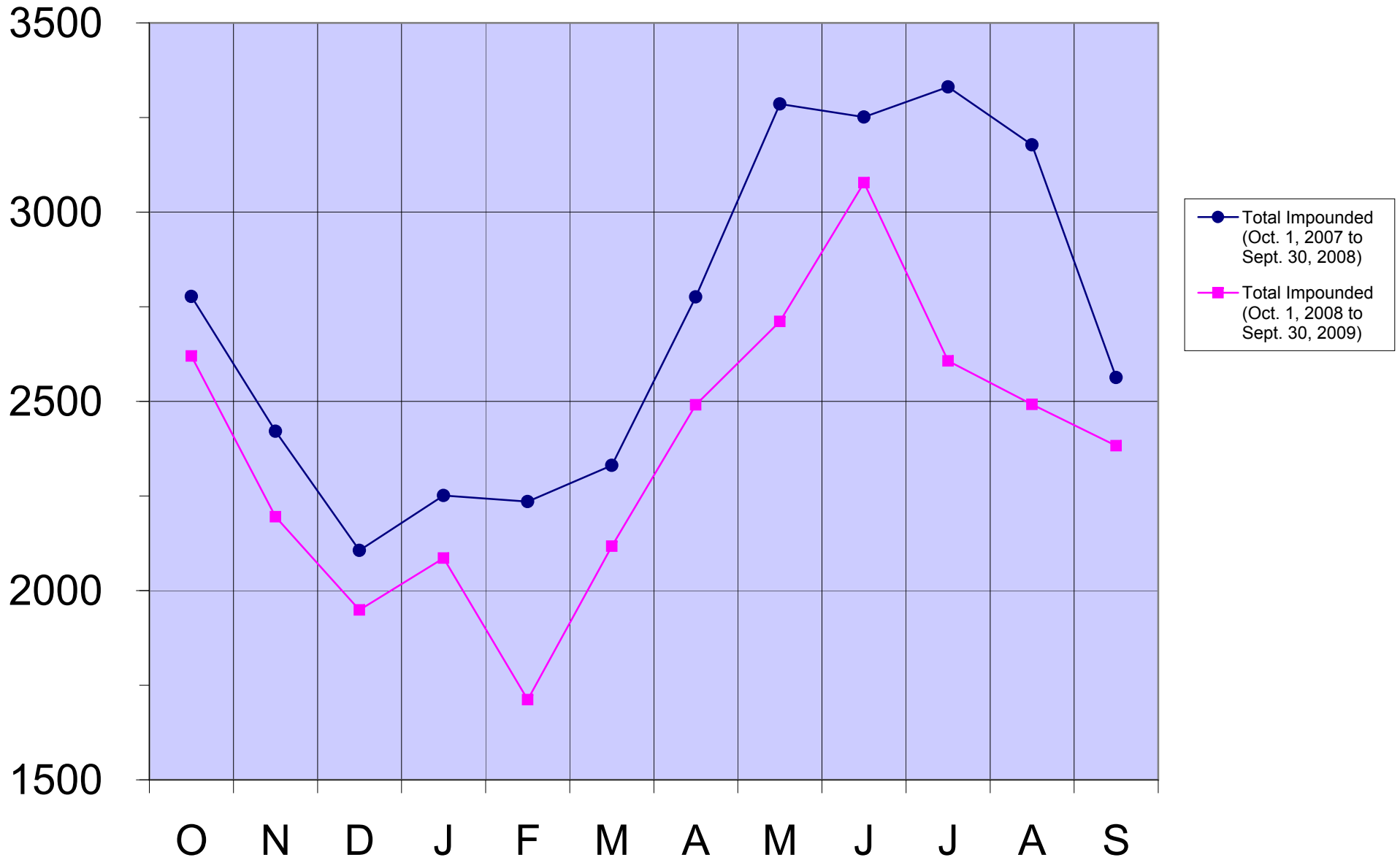
Total Impoundments: All animals impounded by Animal Services  
Total Other Species Impoundments: Any species other than dogs or cats impounded by Animal Services  
Adoptions: Total of all animals adopted by Animal Services, includes animals transferred to adoption partners or rehabilitators  
Redemptions: Total of all animals returned to their owners  
Euthanized: Total of all animals humanely put to death  
Other Dispositions: Impounded animals that were: dead upon arrival; dead animal disposal; died in kennel; or missing.  
Tags Sold-Veterinarians: County rabies registration license tags sold by authorized tag sale outlets  
Tags Sold-HCAS: County rabies registration license tags sold at Animal Services  
Courtesy Notices Issued: Notices issued to citizens in attempt to educate, or avert from future enforcement actions  
Official Notices Issued: Written corrective warning issued to citizens to avert from future enforcement actions  
Civil Citations Issued: Citations issued alledging violations of county ordinance or state statutes  
Sterilization Vouchers Paid: Spay and neuter vouchers paid to encourage sterilization of dogs and cats

### Summary Pages

Dogs Impounded: All canines (canis familiaris) impounded by Animal Services  
Cats Impounded: All felines (felis catus) impounded by Animal Services  
Other Impounded: Any species other than canine or felines impounded by Animal Services  
Total Impounded: All animals (live or dead) impounded by Animal Services  
BT/Total Impounds %: % of animals Brought To the shelter/Total impoundments  
OS: Owner Surrendered: Any species of animal surrendered to Animal Services by it's owner, harborer, or keeper  
OS/Total Impounds %: Total Owner Surrendered Animals as a percentage of the total animals impounded  
Confiscated: Animals lawfully removed from custody of owner, harborer, or keeper  
Dogs Adopted: Total dogs adopted by Animal Services (before Sept 2006 includes animals transferred to another shelter)  
Cats Adopted: Total cats adopted by Animal Services (before Sept 2006 includes animals transferred to another shelter)  
Other Adopted: Total of all species other than dogs or cats adopted by Animal Services (before Sept 2006 includes animals transferred to another shelter)  
Totals Adopted: All animals adopted by Animal Services (before Sept 2006 includes animals transferred to another shelter)  
Transfers Total: All animals released/transferred to an Adoption Partner such as Humane Society of Tampa Bay and breed rescue groups, or wildlife released to licensed rehabilitators  
Dogs Euthanized: Total of dogs humanely put to death  
Cats Euthanized: Total of cats humanely put to death  
Other Euthanized: Total of all species other than dogs or cats humanely put to death  
Total Euthanized: All animals humanely put to death  
Total Redeemed: Total of all animals returned to their owners and wildlife released back to wild  
Total D.O.A.: Total of all animals that were dead upon arrival, or dead animals removed for disposal  
Total Other Disp: Impounded animals that were: missing; or died in kennel.  
Vet Tags Sold: County rabies registration license tags sold by authorized tag sale outlets  
HCAS Tags Sold: County rabies registration license tags sold at Animal Services  
Total Tags Sold: Total County rabies registration license tags sold  
Total Intact Tags: County rabies registration license tags registered to intact animals  
Total Sterile Tags: County rabies registration license tags registered to sterile animals  
Other Tags Sold: Dangerous Dog Registration tags, or replacement, exempt, and no charge rabies registration license tags  
Civil Citations Issued: Citations issued alledging violations of county ordinance or state statutes  
Official Notice Iss.: Written corrective warning issued to citizens to avert from future enforcement actions  
Courtesy Notices Iss.: Notices issued to citizens in attempt to educate, or avert from future enforcement actions  
Calls Responded: Total number of responses to requests for enforcement or rescue activities  
Emails Responded: Total number of email responses to Info Center (website) emails  
Vouchers Paid: Spay and neuter vouchers paid to encourage sterilization of dogs and cats  
Active Volunteers: Number of Volunteers working four or more hours per month  
Volunteer Hours: Logged hours volunteered. Volunteers receive 3 hrs per day when they take in a transition cat or dog.

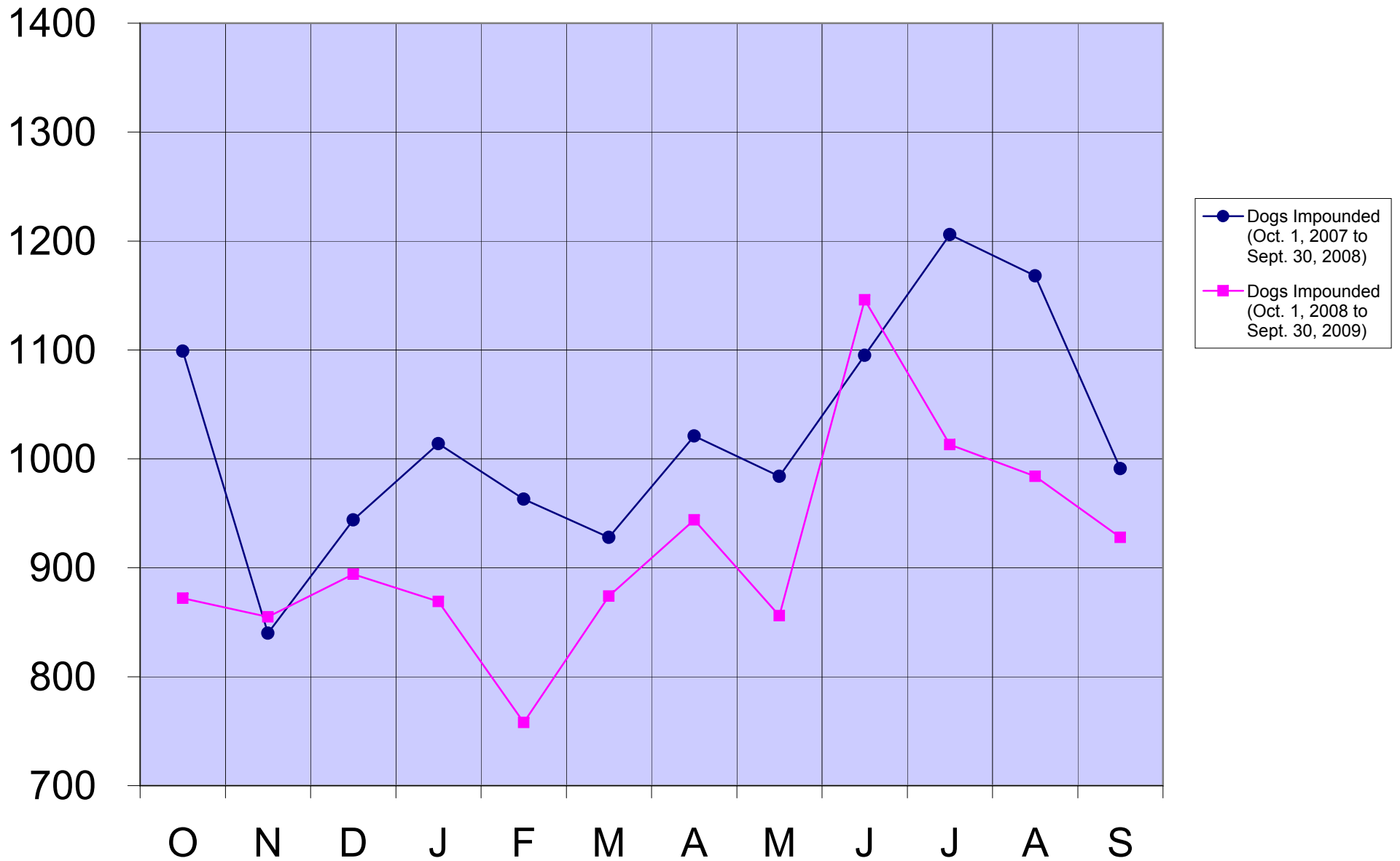
# Hillsborough County Animal Services

## Total Impounds

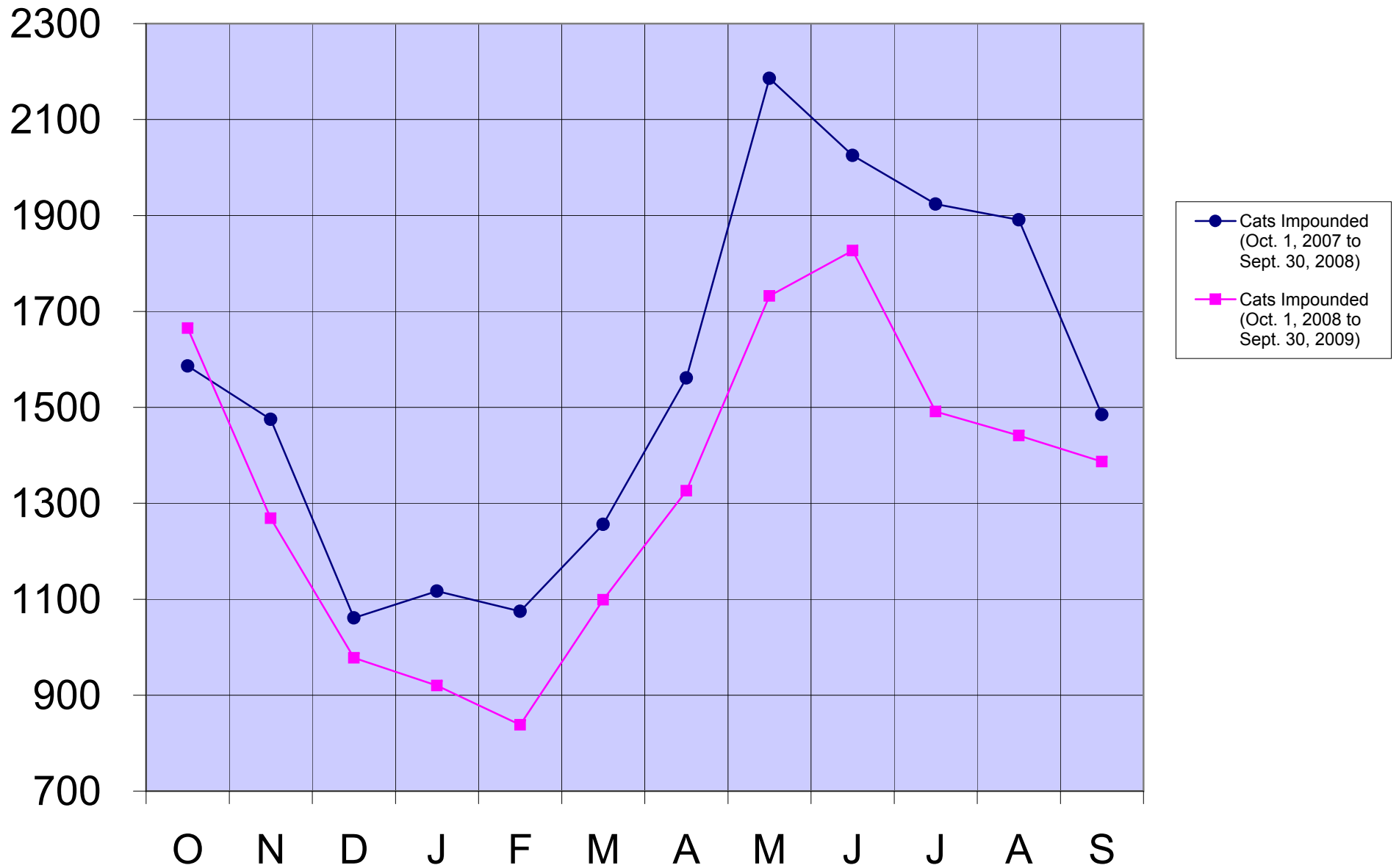


# Hillsborough County Animal Services

## Dogs Impounded

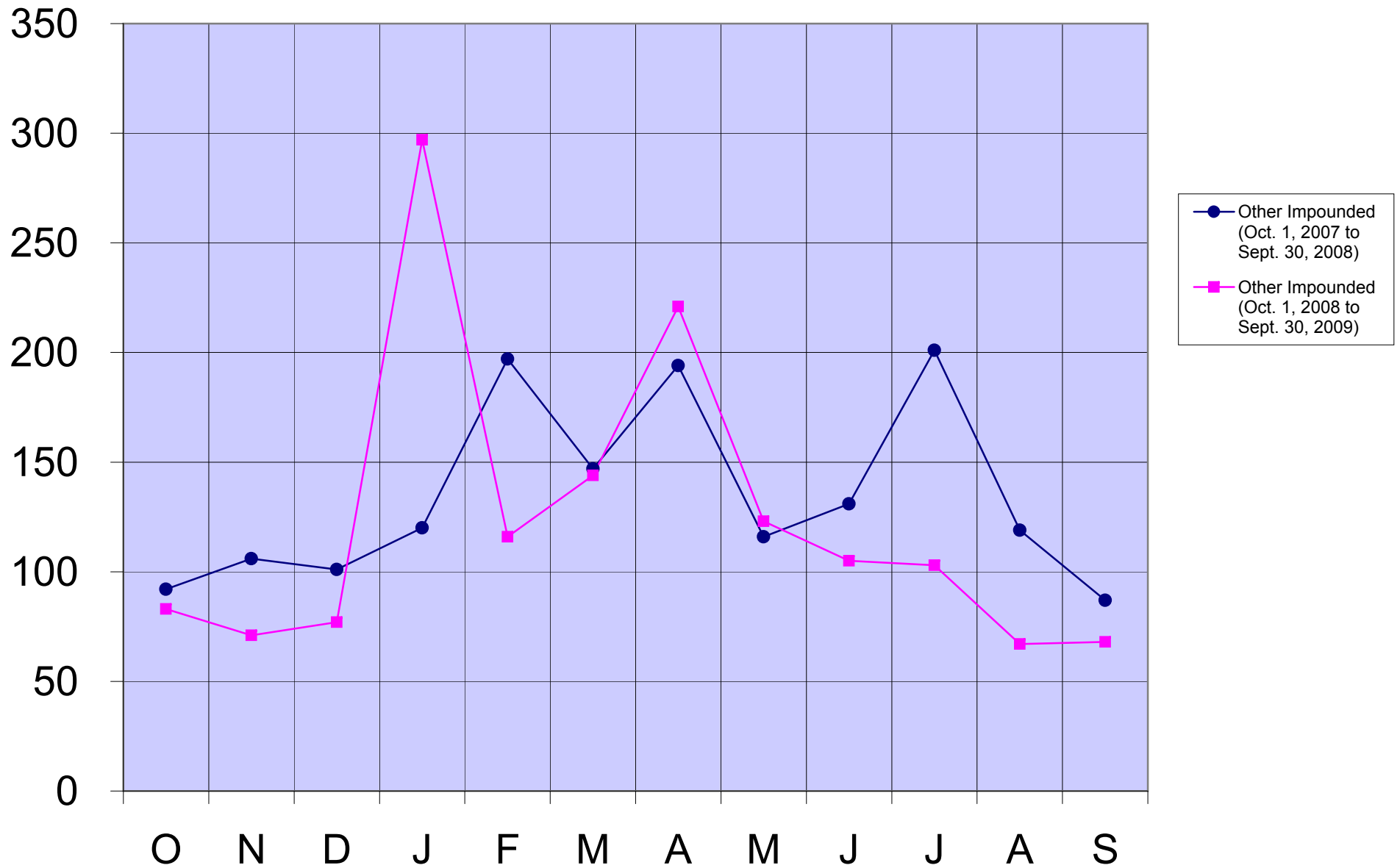


# Cats Impounded



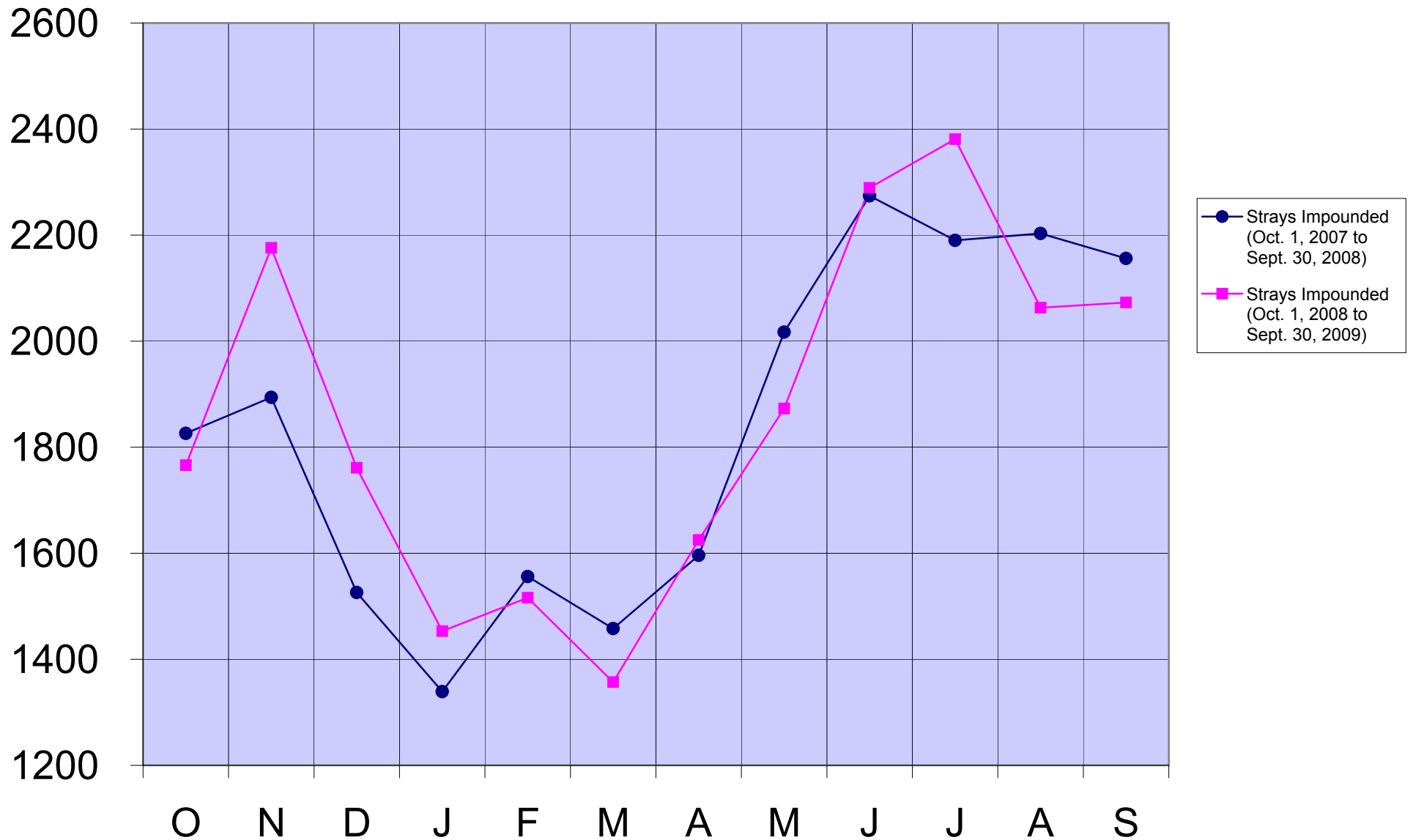
# Hillsborough County Animal Services

## Other Species Impounded



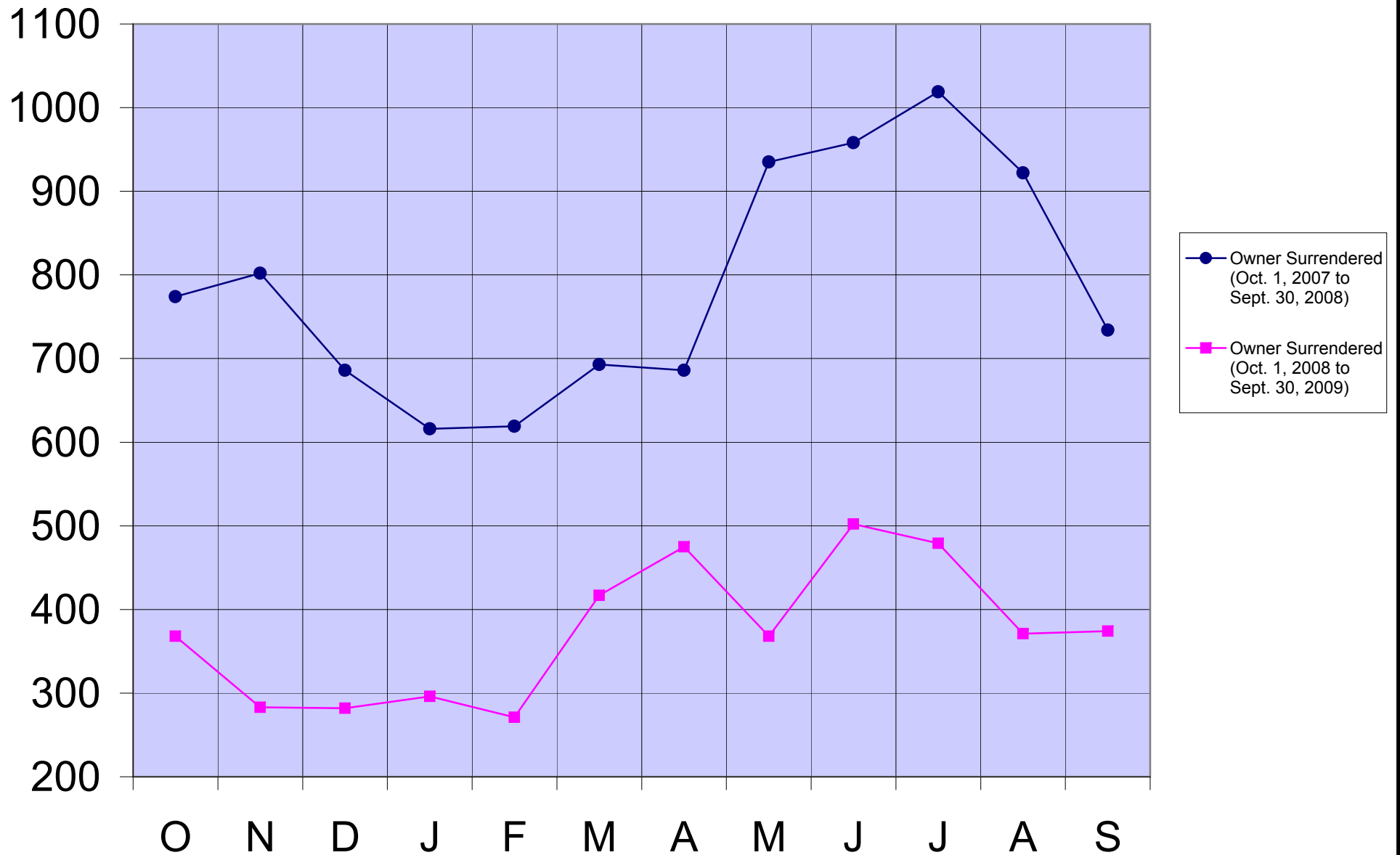
# Hillsborough County Animal Services

## Total Strays Impounded



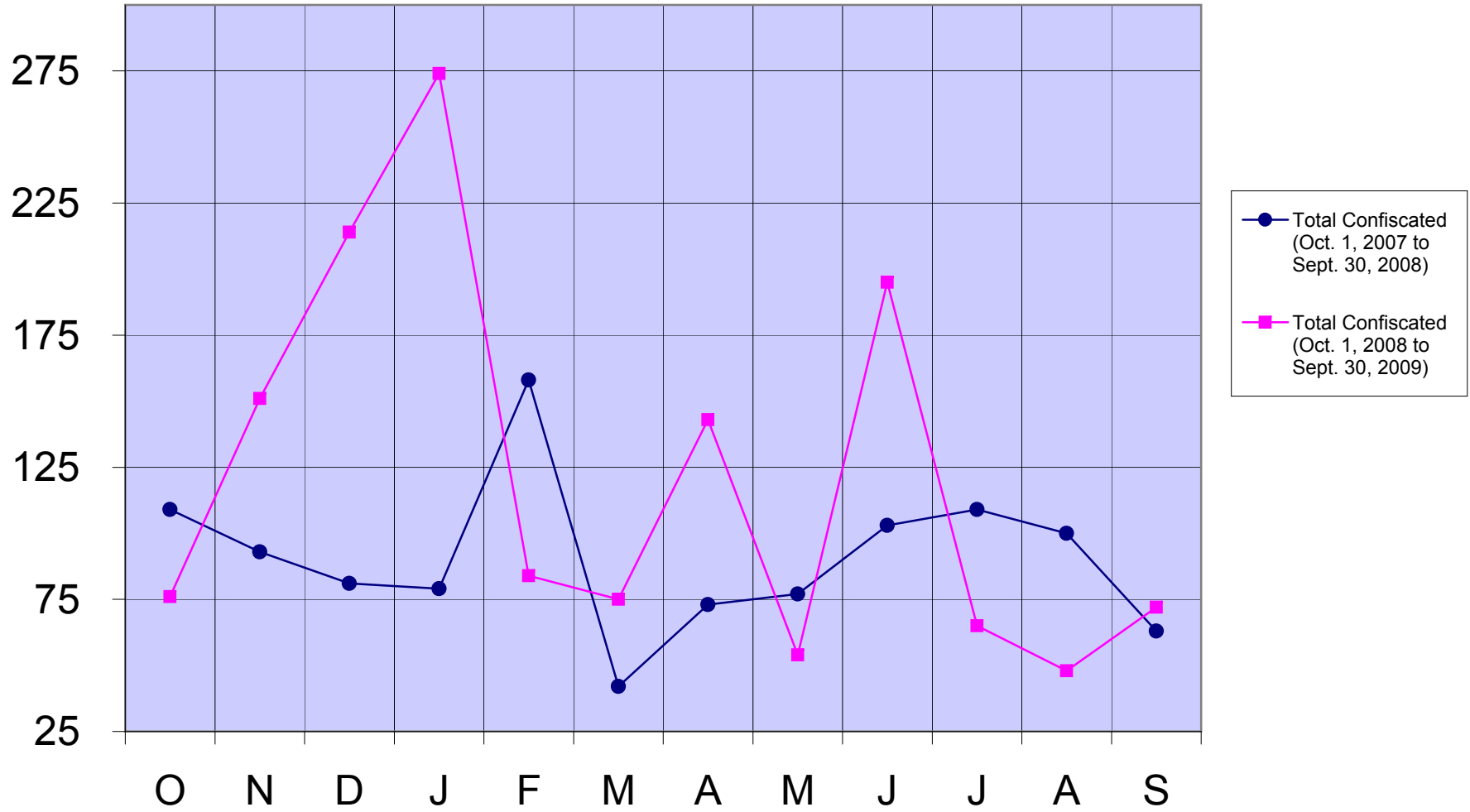
# Hillsborough County Animal Services

## Owner Surrenders



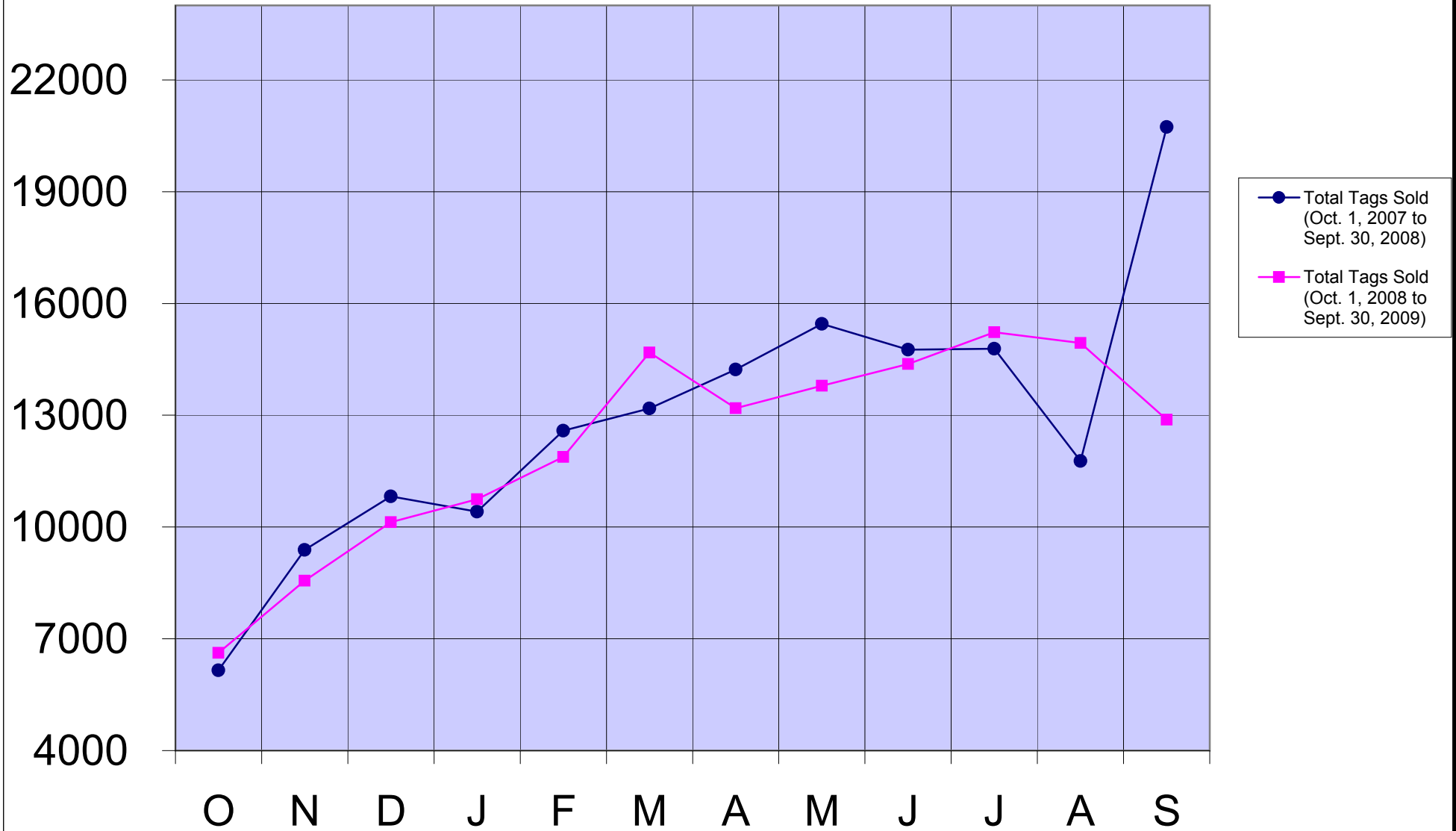
# Hillsborough County Animal Services

## Confiscations



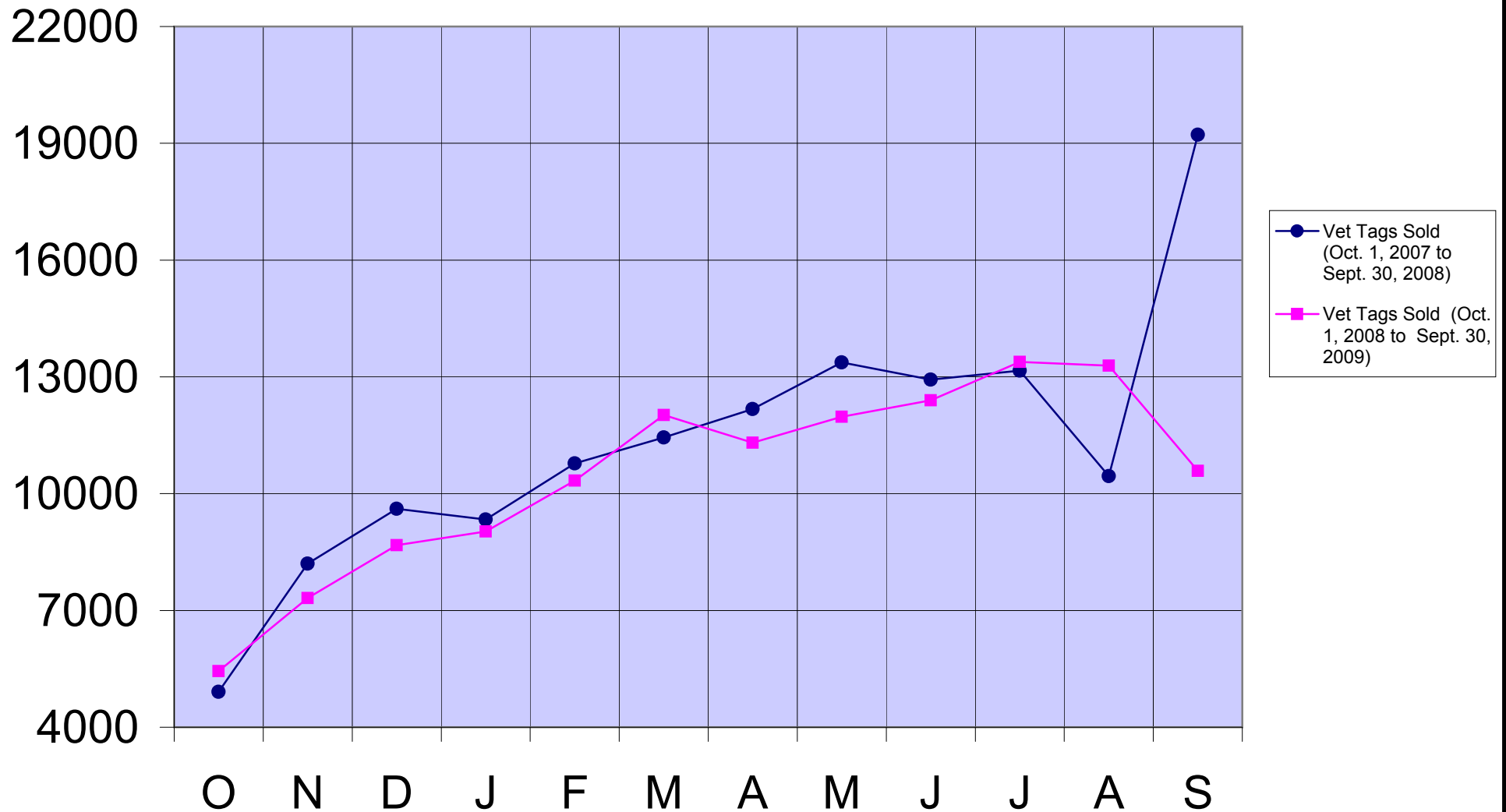
# Hillsborough County Animal Services

## Total Tags Sold



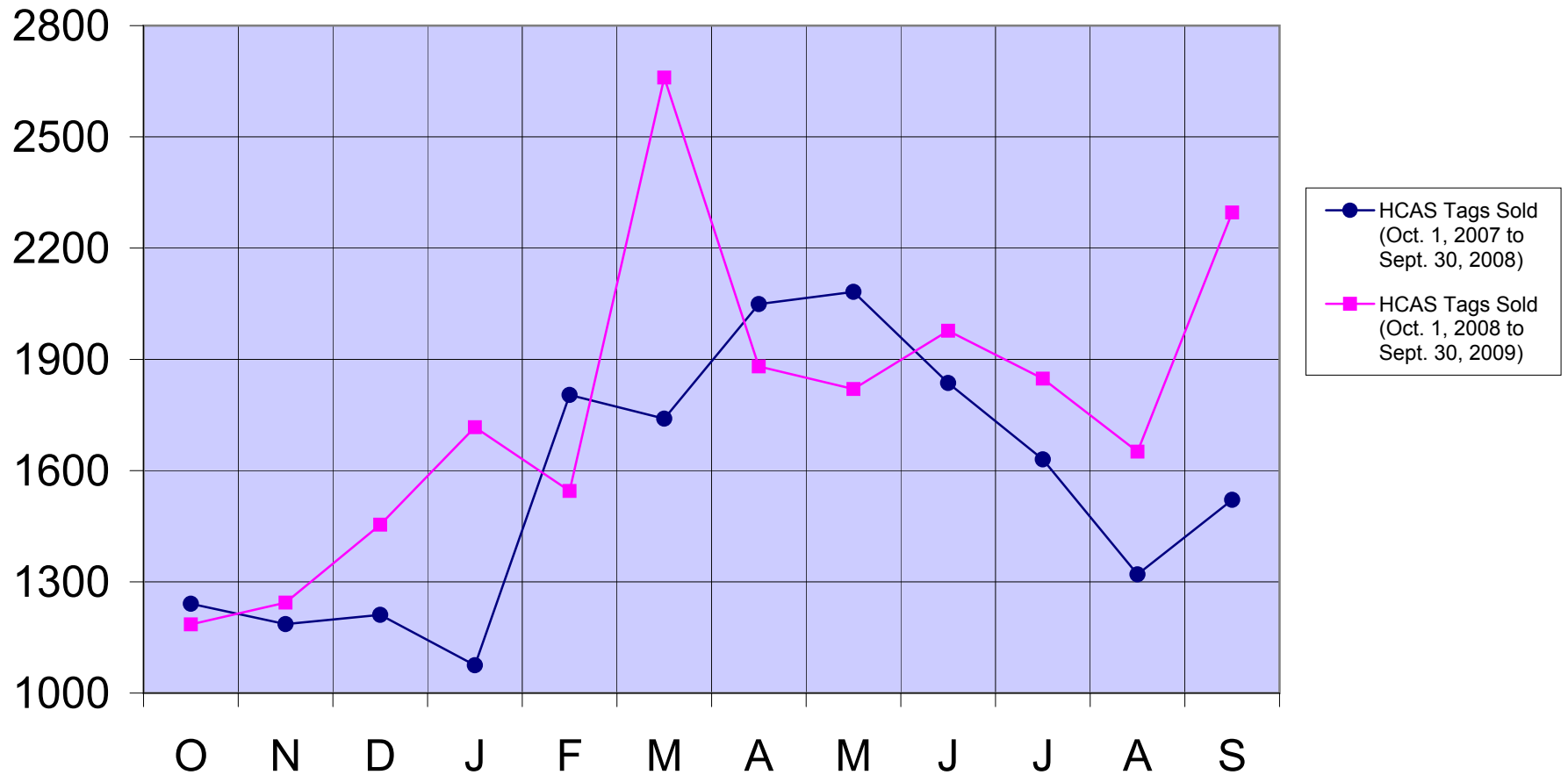
# Hillsborough County Animal Services

## Vet Tags Sold



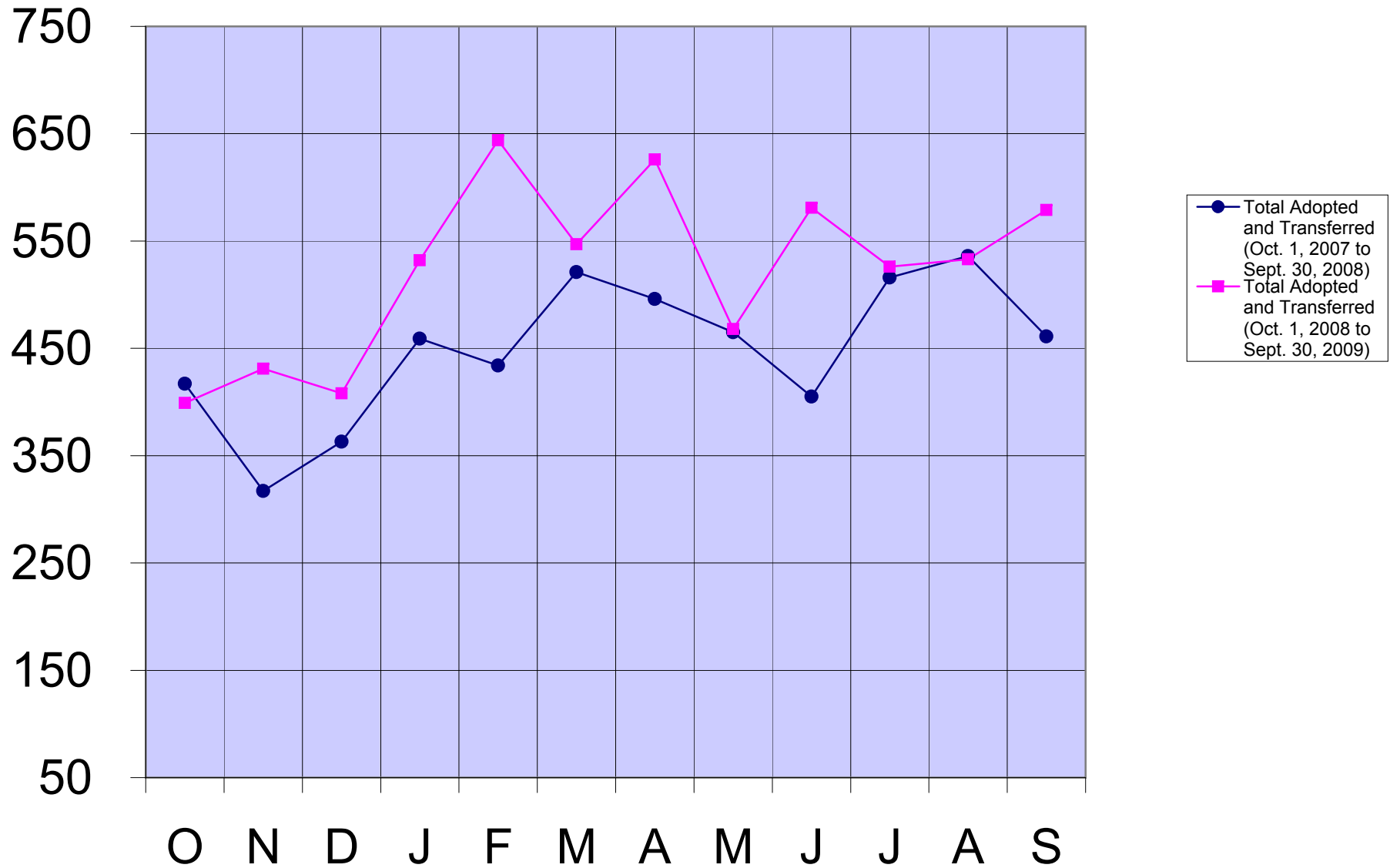
# Hillsborough County Animal Services

## HCAS Tags Sold



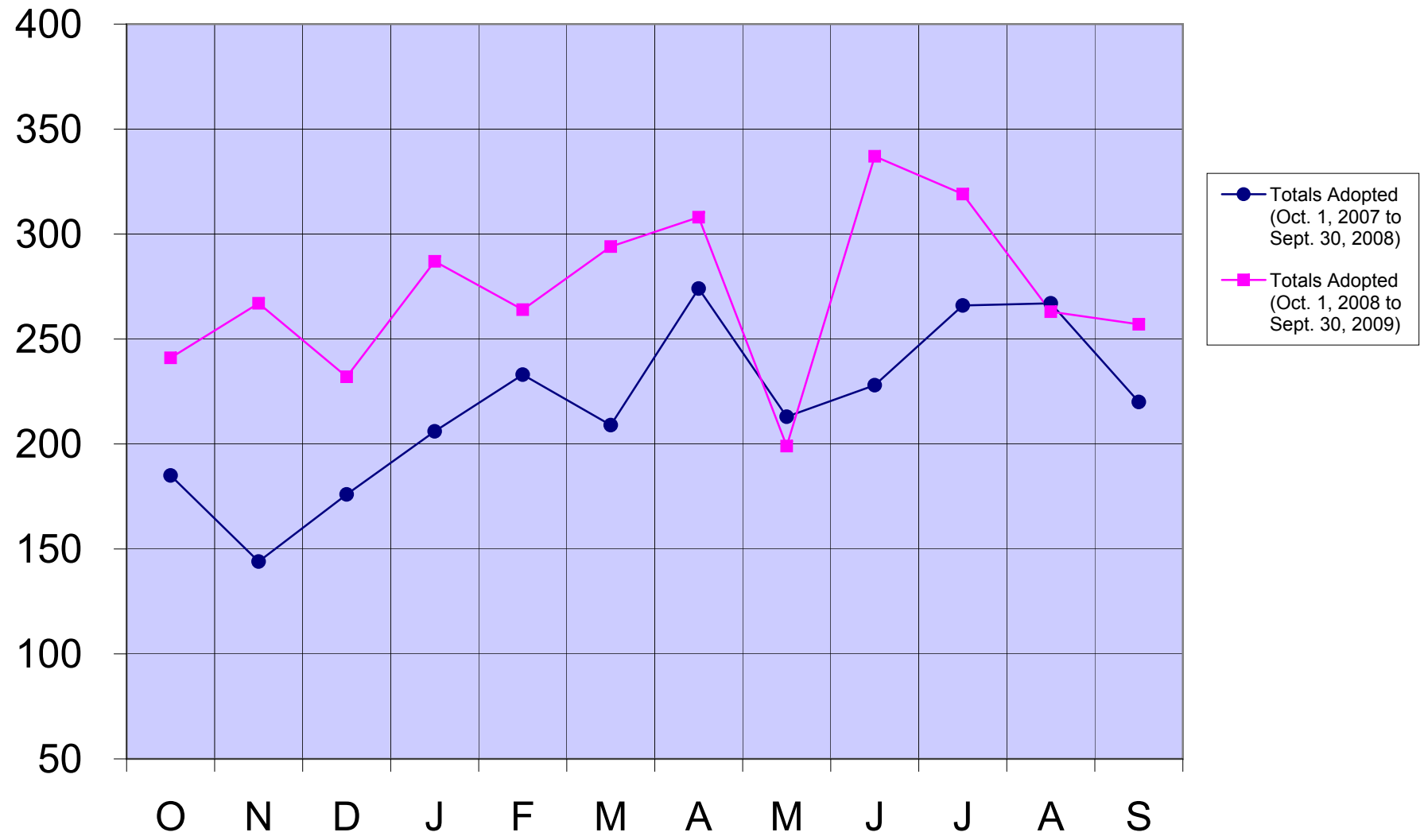
# Hillsborough County Animal Services

## Total Adopted & Transferred



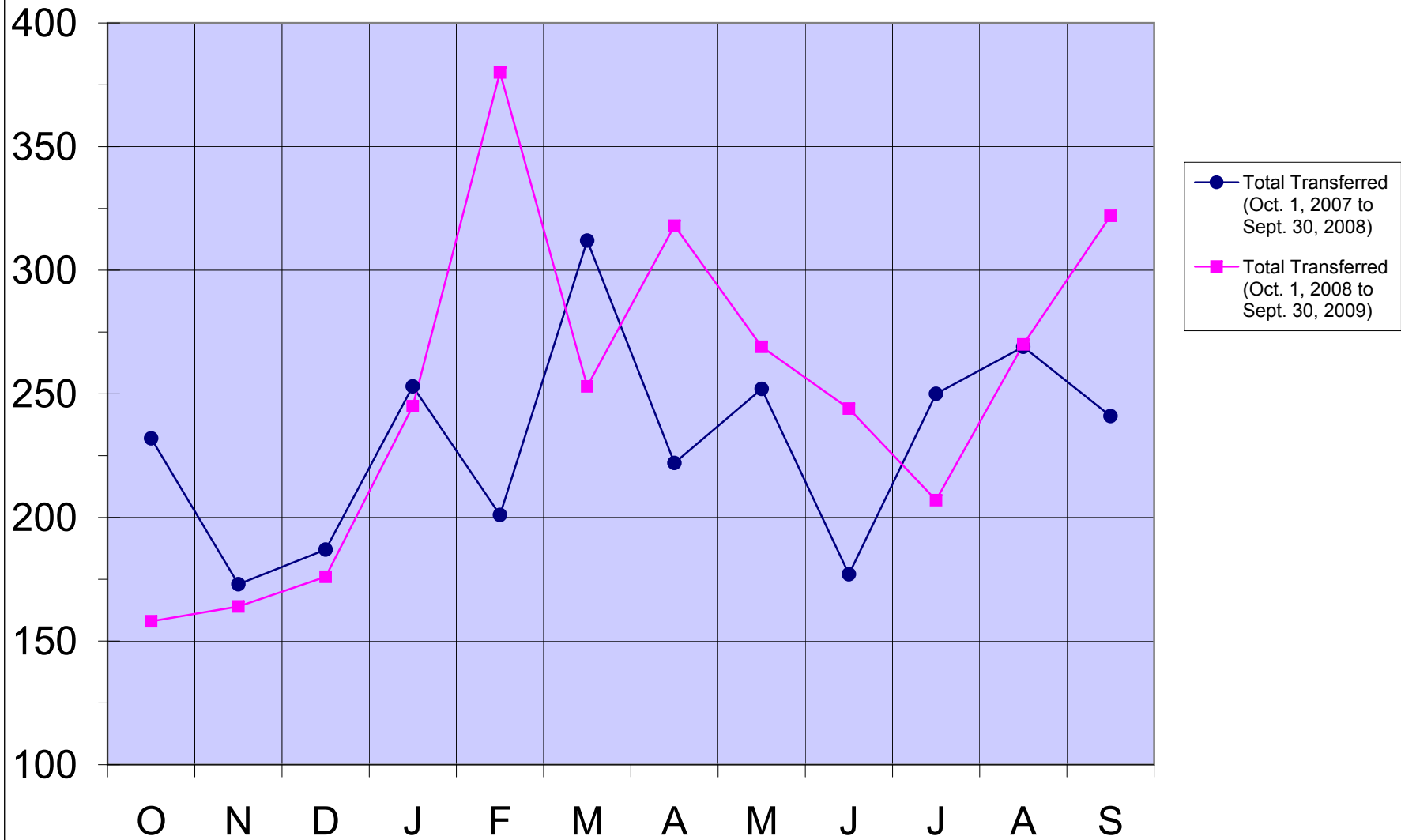
# Hillsborough County Animal Services

## Total Adopted



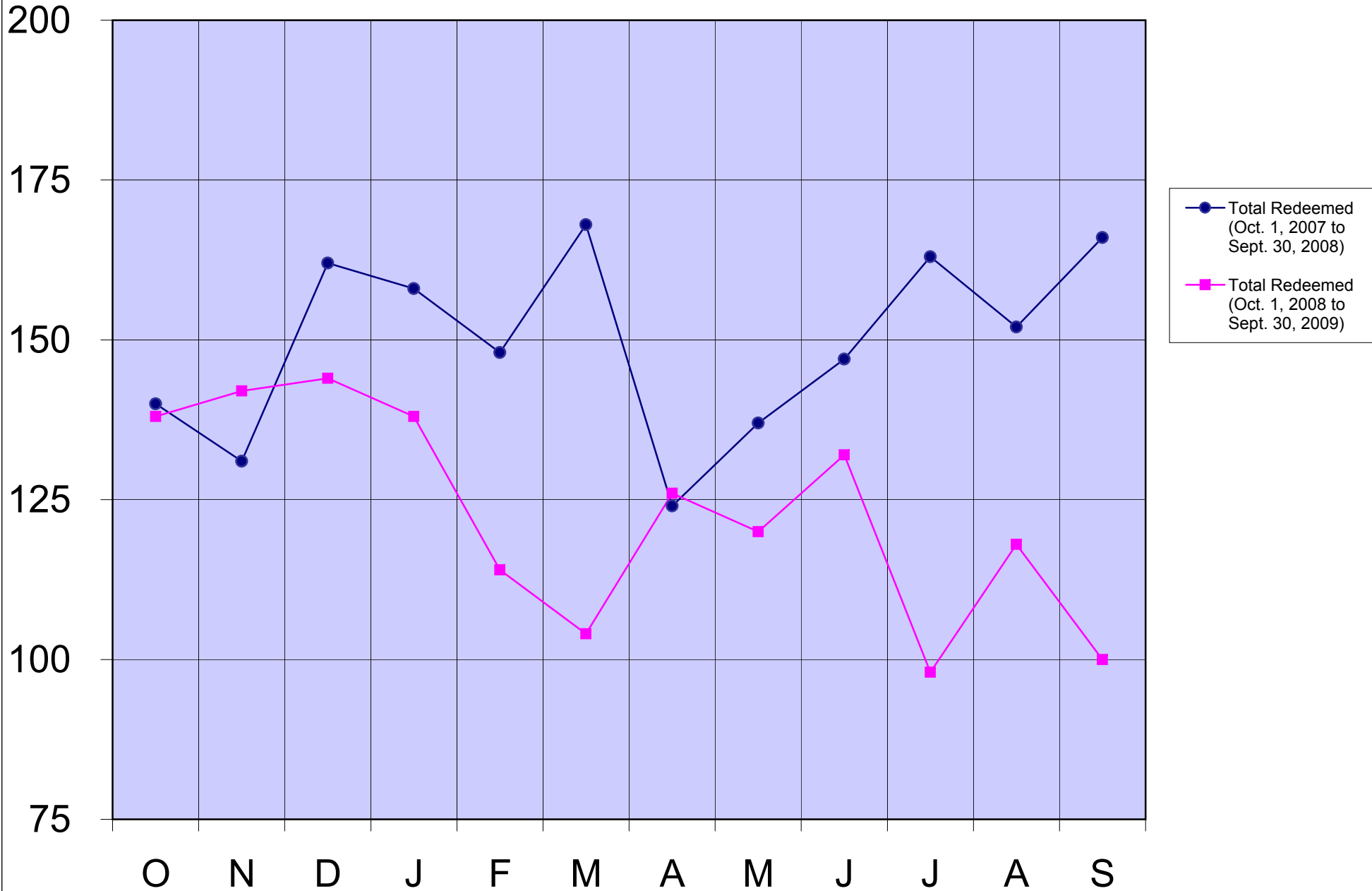
# Hillsborough County Animal Services

## Total Transferred



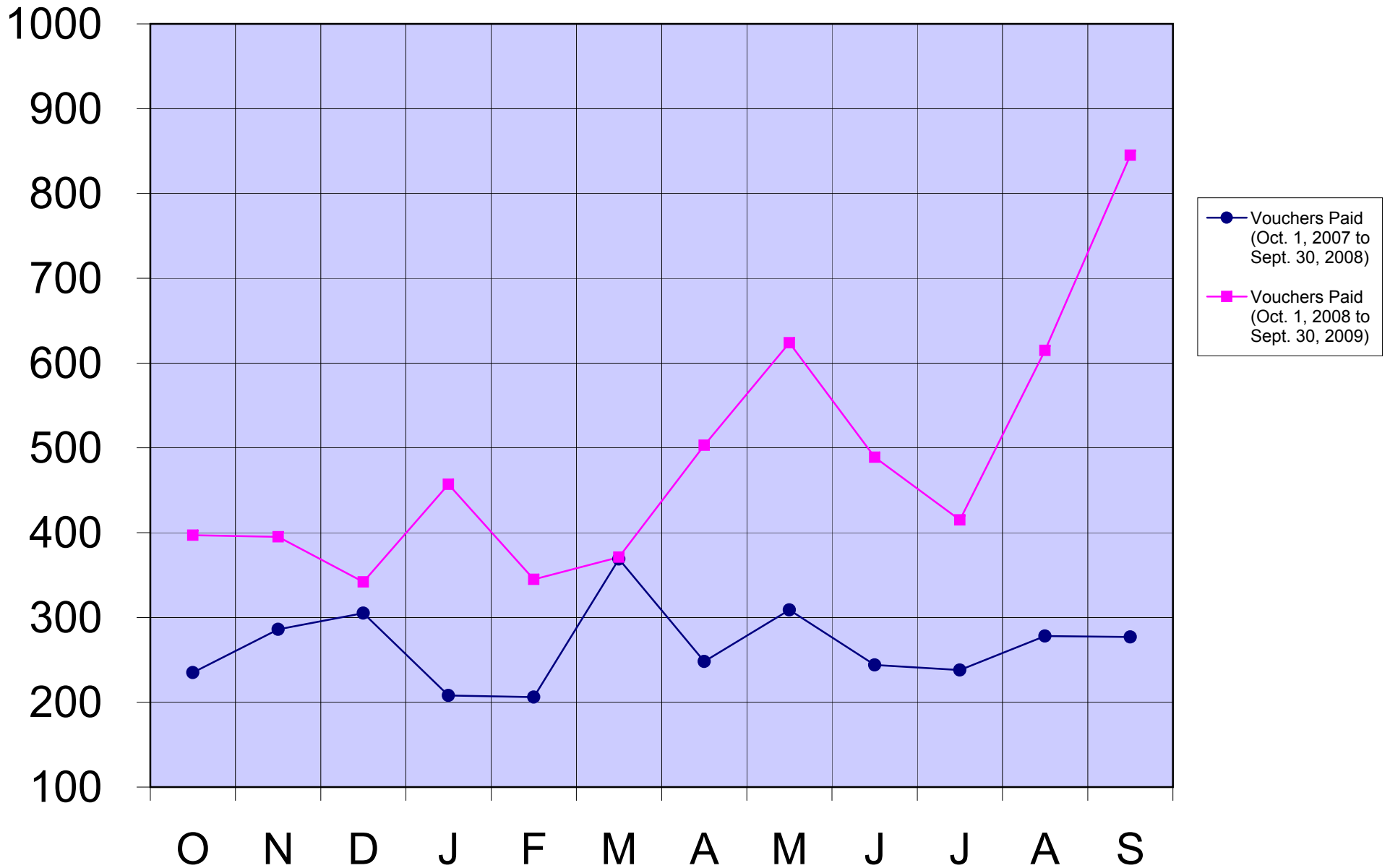
# Hillsborough County Animal Services

## Total Redemptions by Owner



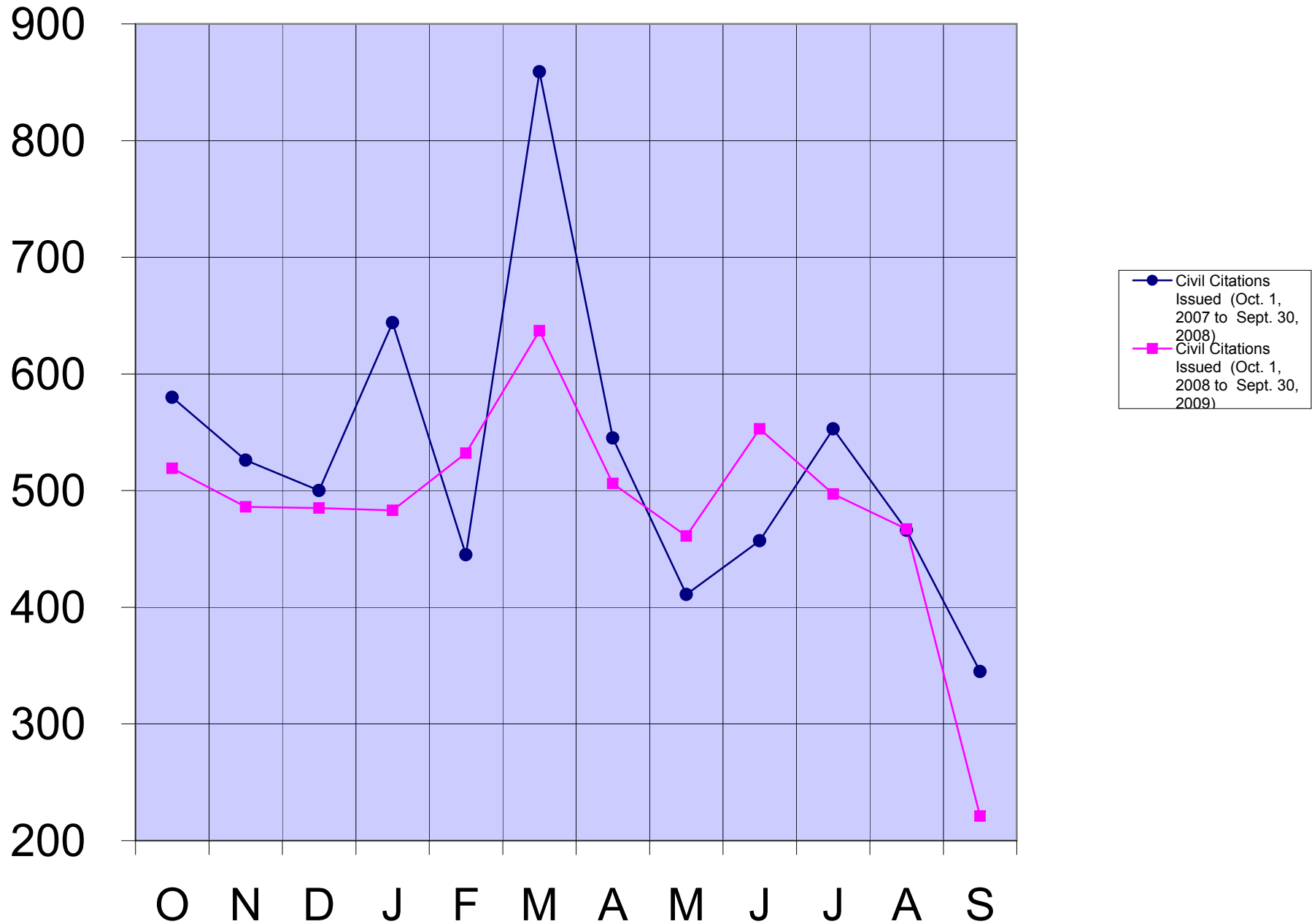
# Hillsborough County Animal Services

## Sterilization Vouchers Paid



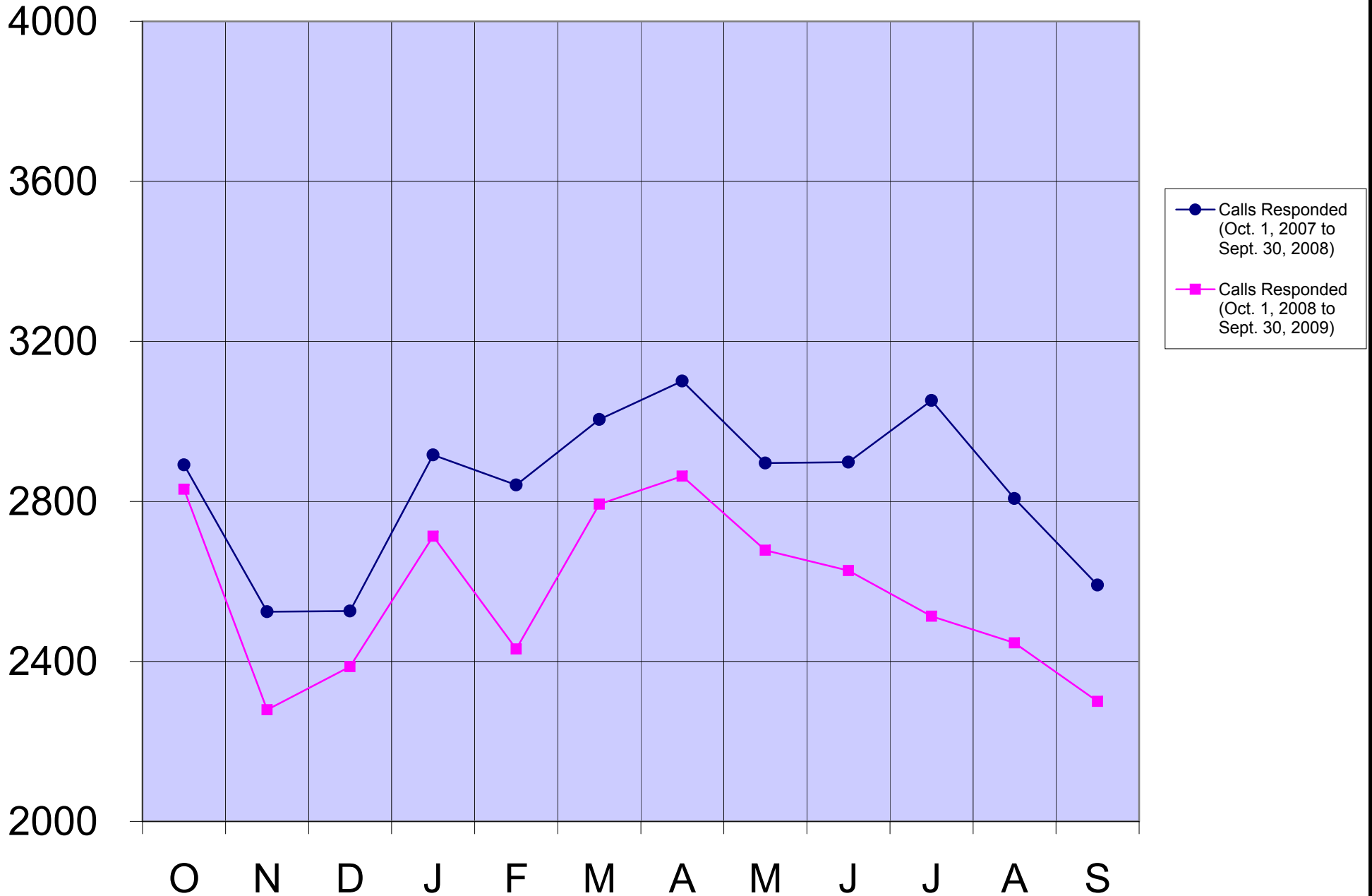
# Hillsborough County Animal Services

## Citations Issued



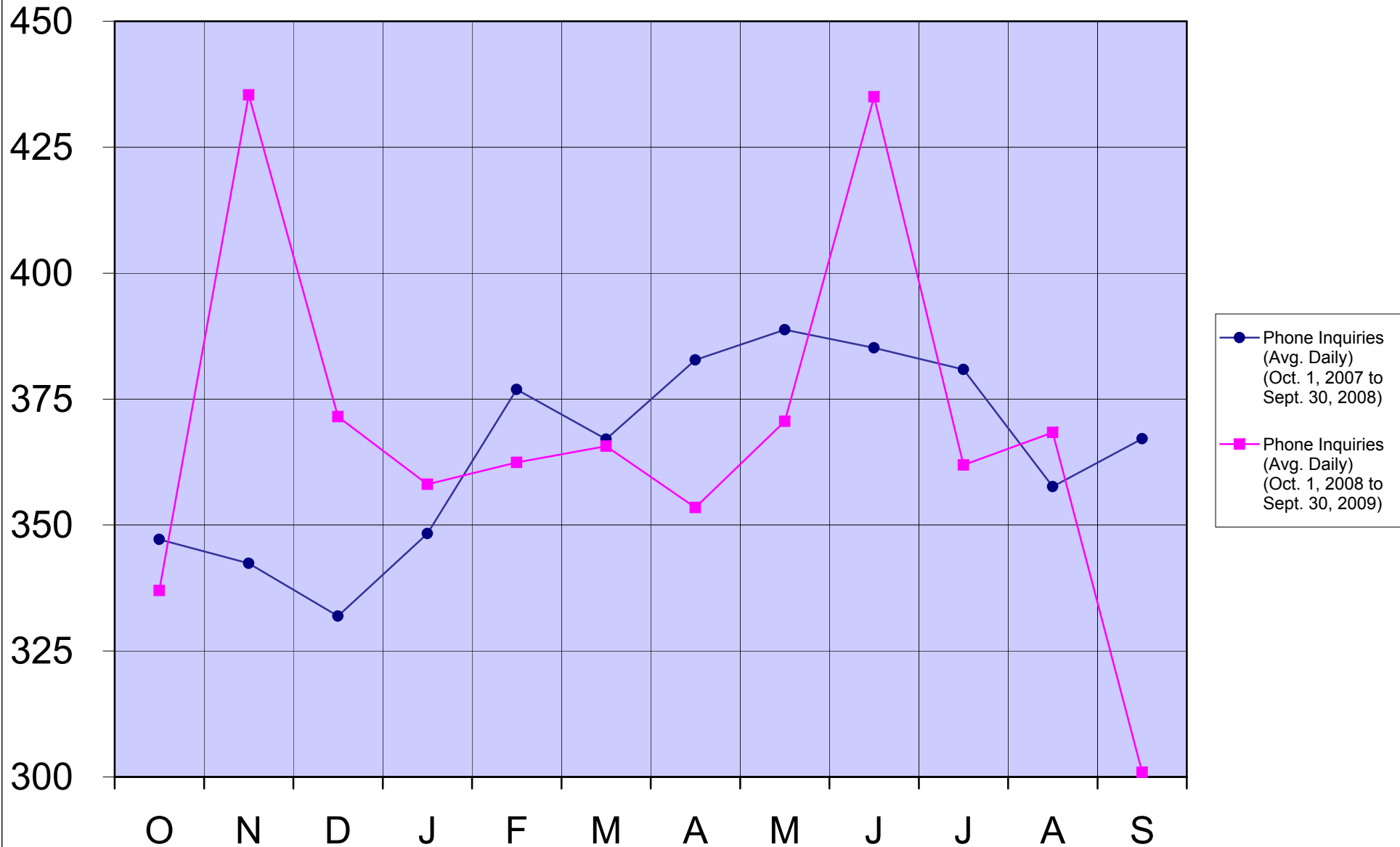
# Hillsborough County Animal Services

## Enforcement Responses



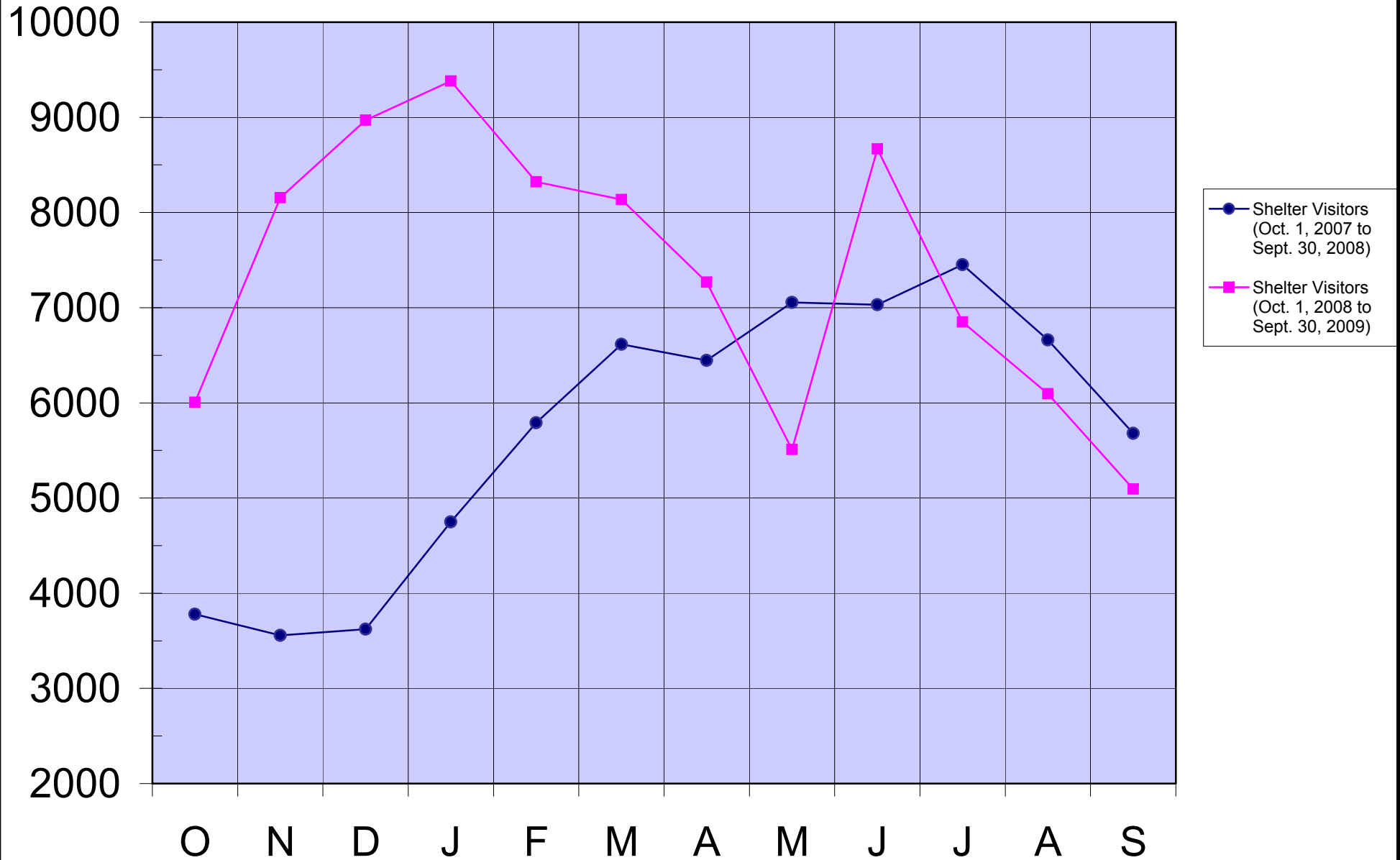
# Hillsborough County Animal Services

## Phone Inquiries (Daily Average)



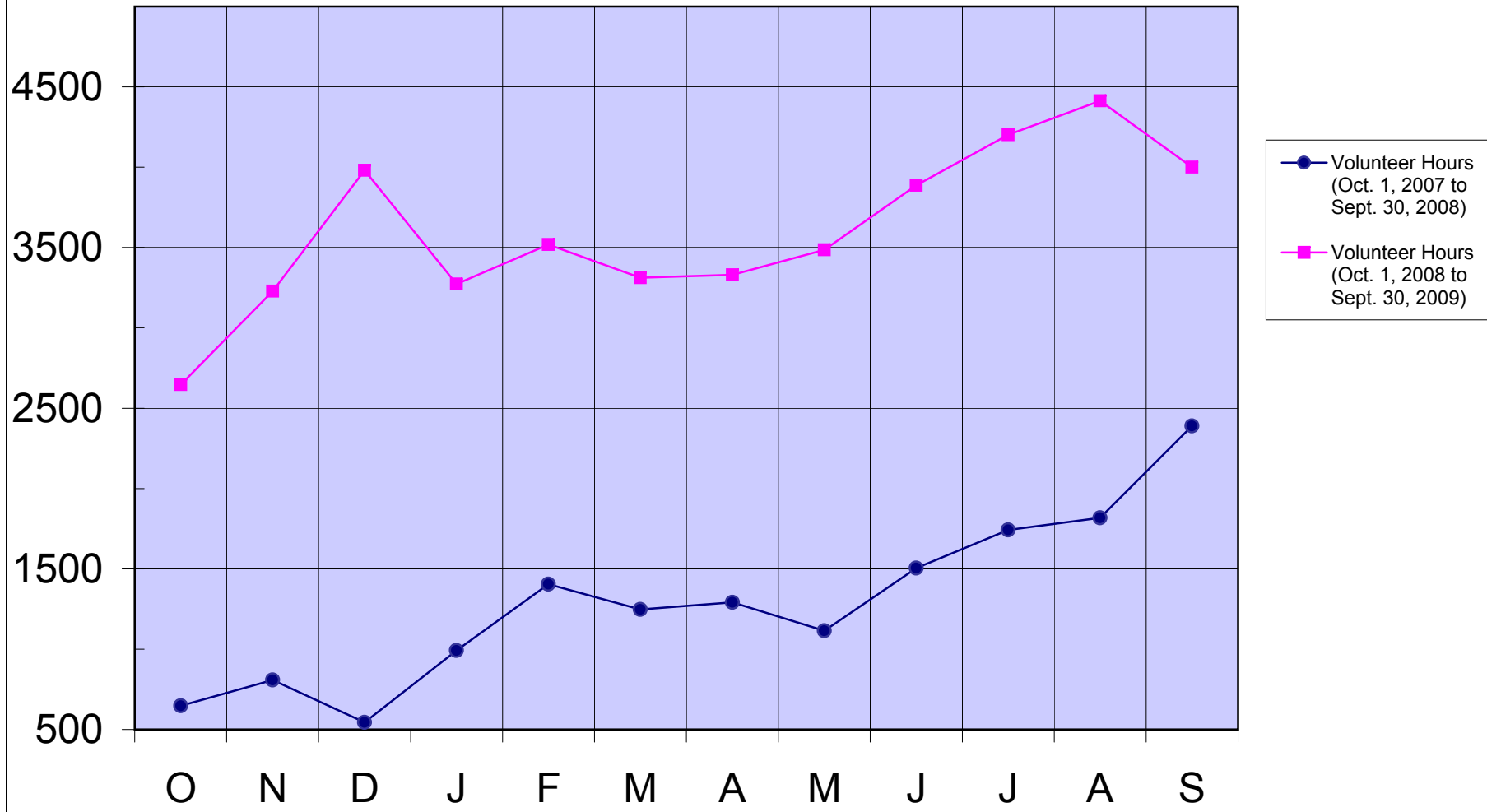
# Hillsborough County Animal Services

## Shelter Visitors (Monthly Average)



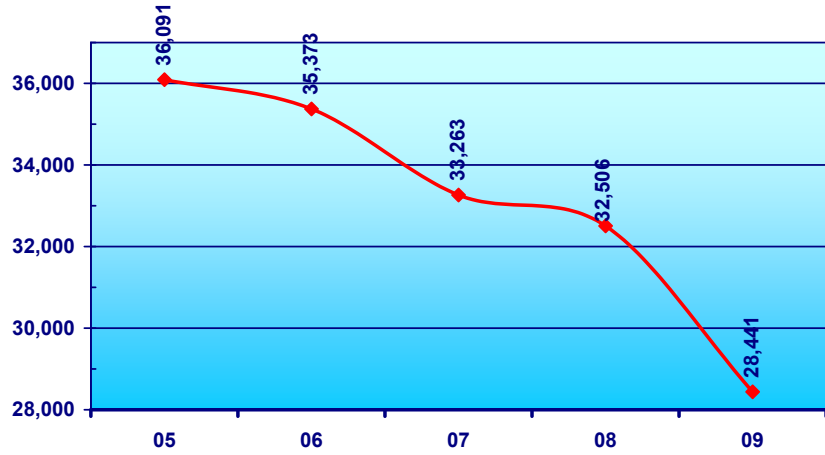
# Hillsborough County Animal Services

## Volunteer Hours

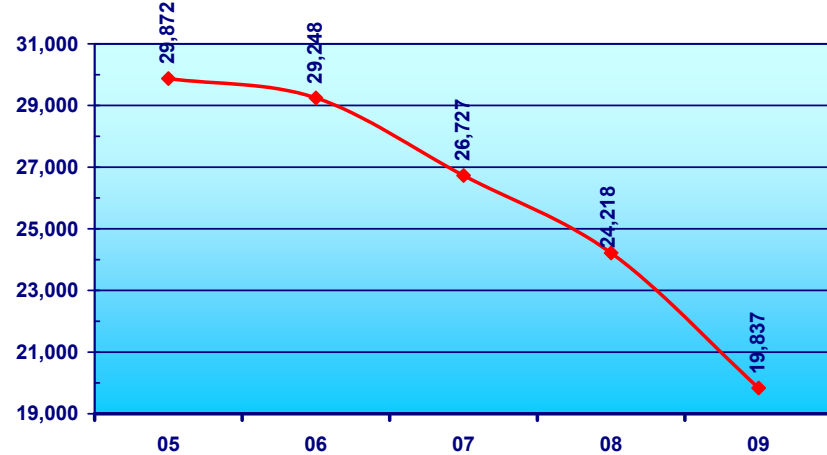


Hillsborough County Animal Services  
Multi-Year Statistical Highlights  
FY05 - FY09

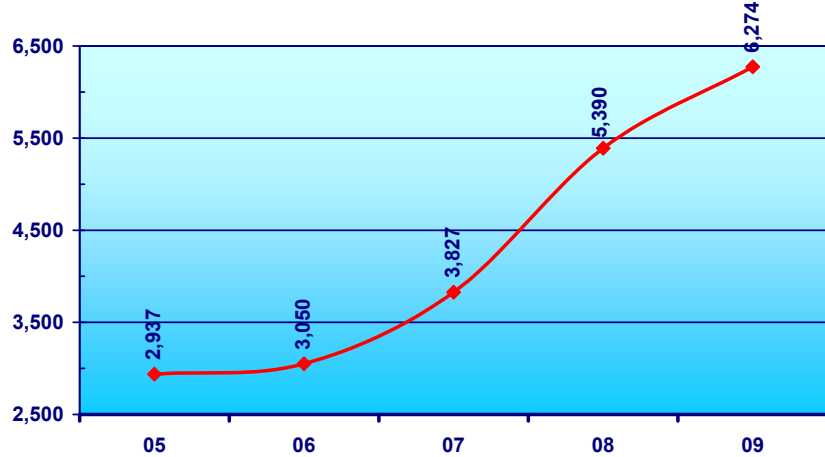
Impoundments



Euthanasias



Adoptions & Transfers



Spay & Neuter Voucher Redemptions

