

# Hillsborough County Agriculture Sales and Acreage Estimates - 2008

Hillsborough County Economic Development Department  
Agriculture Industry Development Program

The Hillsborough County Cooperative Extension Service and Hillsborough County Agriculture Industry Development Program have released the agriculture sales and acreage estimates for 2008.

The 2008 sales of Hillsborough County agriculture products are estimated to be \$803,104,025, a decline of 5.1% from 2007. The total land area devoted to agriculture is estimated to be 239,288 acres.

## Hillsborough County Agricultural Commodities - 2008

Commodity	Annual Sales	Acreage
Aquaculture	\$29,250,000	1,088
Beef Cattle/Pasture	\$12,558,875	88,590
Bees/Honey	\$610,962	N/A
Blueberries	\$3,700,000	420
Citrus	\$24,154,000	13,217
Dairy	\$6,983,535	1,550
Forestry	\$1,000,000	95,000
Goats	\$100,625	338
Hay	\$2,184,066	5,433
Ornamental Plants	\$180,600,194	3,993
Poultry	\$22,403,700	18
Sod	\$13,372,218	4,769
Strawberries	\$315,545,850	8,730
Vegetables	\$138,000,000	12,382
Miscellaneous	\$52,640,000	3,760
<b>Total</b>	<b>\$803,104,025</b>	<b>239,288</b>

The crop with the highest sales in Hillsborough County is strawberries (\$315,545,850), representing 39.3% of the total county agricultural sales value. Ornamental plants rank second (\$180,600,194) with 22.5% of the county's agricultural sales. Vegetable production is third (\$138,000,000), accounting for 17.2% of annual sales. Aquaculture is fourth (\$29,250,000) with

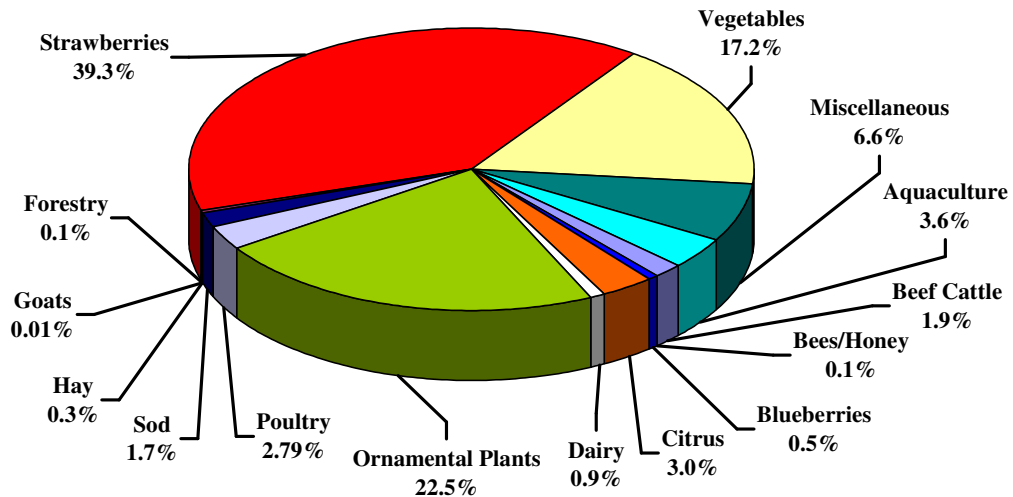
3.6% of annual sales. Citrus is fifth (\$24,154,000) with 3.0% of annual sales. These five commodities together generate 86% of the agricultural sales in the county, utilizing only 16% of the acreage.

Hillsborough County has provided these estimates for several years, which indicate that although the amount of farmland is decreasing, the value of crops produced has increased. For instance, since 1997, the amount of farmland has decreased almost 10%, while the value of production has increased 62%. Most of the loss in farmland during this period has come from low-value-per-acre production activities – forestry and beef cattle/pasture – while gains were made in high-value-per-acre commodities – ornamental plants, strawberries, aquaculture, sod, blueberries and vegetable production. The end result is that the average sales per acre have increased since 1997. While these figures are impressive, even more significant to Hillsborough County is the total economic impact that agricultural sales generate.

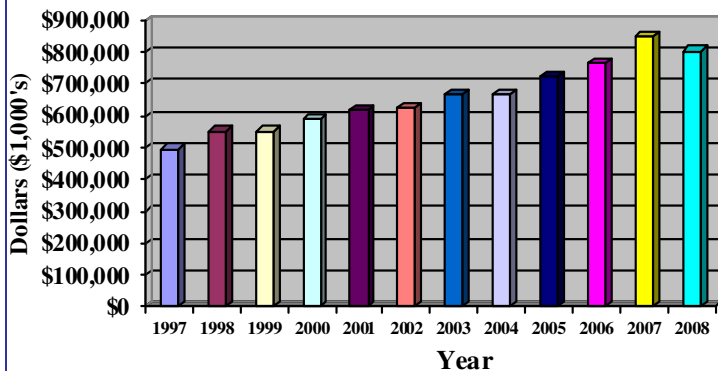
Local agriculture generates additional local economic impact by supporting related businesses such as banking, real estate, legal services, transportation, packaging, equipment, seed, agricultural suppliers and services, and marketing firms. According to a 2005 study completed on behalf of the Hillsborough County Agriculture Industry Development Program, the total economic impact of agricultural production and the businesses that support the industry is \$1.4 billion, providing 20,100 jobs with \$293 million in annual earnings.

Although often overlooked, these estimates show that agriculture is a viable industry in Hillsborough County and that agriculture remains a very important component of the local economy and community.

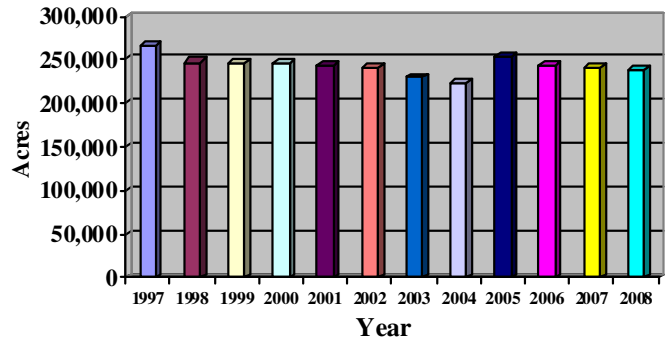
## Percentage of Total Value By Commodity



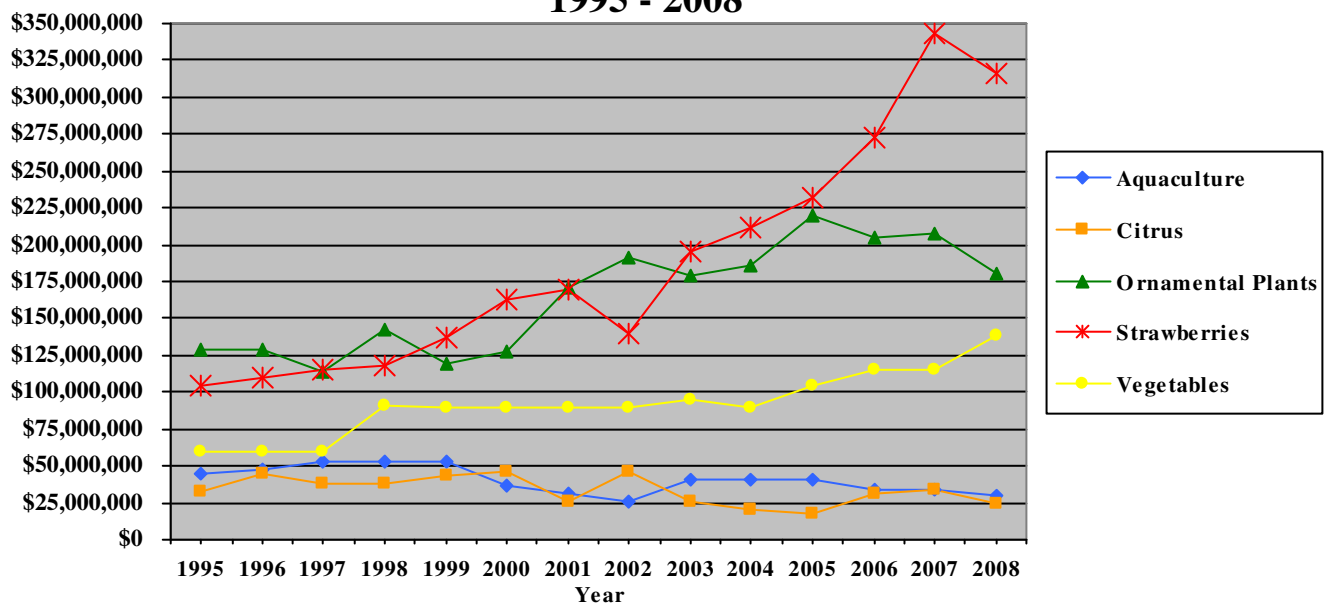
### Value of Products Sold



### Agriculture Production Acreage



### Annual Sales - Top 5 Agriculture Commodities 1995 - 2008



This is a publication of the Hillsborough County Economic Development Department  
Agriculture Industry Development Program  
For information, call Stephen Gran, Manager - Agriculture Industry Development, (813) 272-5506