
CAPITAL BUDGET

Overview

The capital budget is the County's financial plan of capital project expenditures for the fiscal year starting October 1st and ending September 30th. It incorporates anticipated revenues and expenditures included in the first year of the Capital Improvement Program (CIP). The adopted FY 03 capital budget as approved by the Hillsborough County Board of County Commissioners is \$167.5 million.

The capital budget is separate and distinct from the County's operating budget for several reasons. First, capital outlays are partially paid from one-time earmarked sources such as debt proceeds and grants which are not appropriate funding sources for recurring operating expenses. Second, capital projects tend to be high cost, requiring more stringent control and accountability. Finally, several revenue sources such as the Community Investment Tax, impact fees, and certain gas taxes are by statute or other legal restriction limited to use on capital improvements.

The Hillsborough County Board of County Commissioners has adopted Policy 03.02.02.00 - Policy for Capital Budget and Capital Improvement Program. This Board policy defines requirements for projects to be included in the Capital Budget and Capital Improvement Program. A capital project under the policy is a set of activities which includes one or more of the following:

- Delivery of a distinct capital asset or improvement to an existing capital asset which will become an asset of Hillsborough County and be recorded on the financial records of the County as a capital asset under generally accepted accounting principles and applicable state statutes.
- Any contribution by Hillsborough County to other governmental or not-for-profit entities for the purpose of delivering a capital improvement. In situations where the improvement is not nor will it become an asset of the County, it will be included in the Capital Improvement Program as a contribution.
- Any project, including equipment, funded from the Community Investment Tax (CIT).
- Any engineering study or master plan needed for the delivery of a capital project.
- Any major repair, renovation or replacement that extends the useful operational life by at least five years or expands capacity of an existing facility.

Capital improvements are segregated into eight specific programs: Fire Services, Government Facilities, Library Services, Parks and Recreation, Solid Waste, Stormwater, Transportation, and Water/Wastewater/ Reclaimed Water. In addition, the FY 03 capital budget also includes approved funding for the County's ELAPP (Environmental Land Acquisition and Protection Program), R³M (Repair, Renovate, Replace and Maintain) programs, and budgeted payments to the Citrus Park Community Development District and the Fishhawk developer for road improvements paid for by the respective developers on the front-end for which we are obligated to repay out of transportation impact fees. These activities are tracked through the capital budget to provide for better control and accountability.

Capital projects, unlike operating expenses which recur annually, require only one-time allocations for a given project. Since these costs do not recur annually, the County can, and does, use financing and one-time revenue sources to accelerate completion of critical projects. Among capital projects being accelerated through the use of these sources are the court facilities expansion project, Falkenburg Jail Phases IV and V, stormwater improvements, and transportation improvements. Highlights of each program are discussed below, while more detailed project scope and budget information can be found in the County's adopted FY 03 – FY 07 Capital Improvement Program located in the budget section on the County's website at www.hillsboroughcounty.org or available in hardcopy at your local regional library.

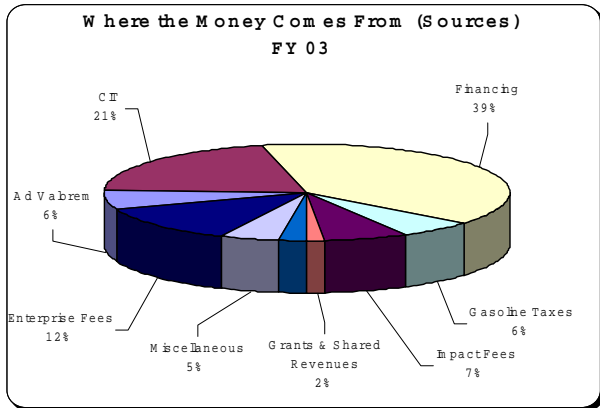
Note that the capital budget differs from the total FY 03 budget per the adopted FY 03 – FY 07 Capital Improvement Program (CIP) as certain adjustments and other expenditures reflected in the FY 03 capital budget are not included in the adopted CIP. For example, budgeted funds for the ELAPP program, the R3M program, and payments to developers previously discussed are not in the CIP. Also, several projects completed during FY 02 had a planned FY 03 budget approved during the FY 02 – FY 03 biennial budget process. These FY 03 budgets needed to be removed during the FY 03 update and are reflected in the FY 03 capital budget. However, since the projects were completed during FY 02, the projects were dropped from the FY 03 CIP and the associated adjustments are not reflected in the FY 03 – FY 07 CIP.

Funding Sources

Funding for capital projects comes from a variety of sources, but generally falls into one of several categories: ad valorem taxes, the Community

CAPITAL BUDGET

Investment Tax, fuel taxes, enterprise fees, impact fees, and grants



FY 03 Funding Sources

- Ad Valorem (Property) Taxes are taxes levied by the Hillsborough County Board of County Commissioners on property within the County. There are three ad valorem taxes imposed by Hillsborough County – the Countywide Property Tax imposed on all property within the County with use restricted to projects providing Countywide benefit; the Unincorporated Area Property Tax, imposed on all property in the unincorporated area of the County with use limited to projects serving the unincorporated area; and the Special Library Property Tax, imposed on all property within the City of Tampa and the unincorporated area of the County with use restricted to library projects. Both Temple Terrace and Plant City maintain their own library systems, and thus are not subject to the Special Library Tax.
- The Community Investment Tax is a ½ cent sales tax imposed on the price of taxable goods, as defined by state statute, sold within the County. Approved for a thirty year period by public referendum in 1996, use of this tax is restricted to acquiring, constructing, and improving infrastructure to promote the health, safety and welfare of Hillsborough County residents.
- Fuel Taxes used to fund capital projects include the Six Cent Local Option Gasoline Tax, the Voted (Ninth Cent) Gasoline Tax, and the Constitutional Fuel Tax. Permitted uses for each of these taxes is defined by statute, and in the case of the Voted Ninth Cent Gasoline Tax, further restricted by County ordinance.

Use of the Six Cent Local Option Gasoline Tax is limited to transportation expenditures for public transportation operations and maintenance; roadway and right-of-way maintenance and

equipment and structures used primarily for the storage and maintenance of this equipment; roadway and right-of-way drainage; street lighting; traffic signs, traffic engineering, signalization and pavement markings; bridge maintenance and operation; and debt service and current expenditures for transportation capital projects including construction or reconstruction of roads.

Use of the Ninth Cent Gasoline Tax is restricted by County ordinance to road resurfacing programs.

Use of the Constitutional Fuel Tax collected by the state on behalf of the County is restricted to first be used to meet debt service, if any, of debt assumed by the State Board of Administration payable from the tax. Any remaining tax proceeds may be used by the County for the acquisition, construction, and maintenance of roads as defined by statute or as matching funds for grants specifically related to these purposes.

- Enterprise fees are charges for services imposed on users of facilities of the two programs funded through enterprise funds - Solid Waste and Water/Wastewater/Reclaimed Water. By definition, an enterprise fund is a fund that accounts for government services that receive a substantial portion of their income from these charges for services. An annual fee schedule for each enterprise fund is set by Board of County Commissioners, and use of these revenues is restricted to operating, maintaining or building new infrastructure for the respective service for which the fee is being collected.
- Impact fees are fees imposed on new construction to help fund additional infrastructure needed to support the added load on County infrastructure resulting from the new construction. For each type of impact fee, the County is divided into zones.

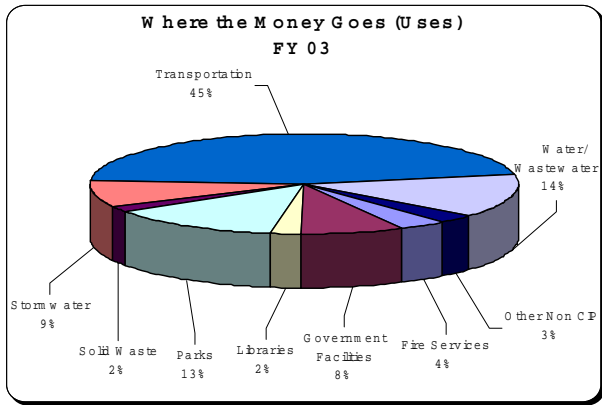
Use of impact fees collected within each zone is restricted to projects which add capacity to the respective infrastructure within that zone. There are four types of impact fees: transportation, parks, fire, and schools. Impact fees are governed by the County's Consolidated Impact Fee Assessment Program Ordinance.

- The last revenue category used to fund capital projects is grants. Grants can come from a variety of sources including the federal and state governments, other local jurisdictions and agencies, and private donations. Use of grant funds is restricted to the specific purpose defined by the party providing the grant.

CAPITAL BUDGET

Uses of Funds

Capital expenditures are related to one of the eight capital programs, the ELAPP program, or the R³M (Repair, Renovate, Replace and Maintain) program, each of which will be discussed in more detail below.



FY 03 Funding Uses

Fire Services

The Fire Services CIP for FY 03 totals \$6.3 million. The program is funded through a combination of Impact Fees, Community Investment Tax Phases I and II, and Ad Valorem Tax dollars. Two fire stations are scheduled to be completed during FY 03, Providence Road and Sun City. The Providence Road fire station will enhance fire rescue services in the Brandon area by reducing the amount of time it takes to respond to fire and medical emergencies and reducing the amount of property loss sustained as a result of a fire. Nineteen new positions were approved for this fire station in FY 03.



Artist's Rendition of New Sun City Fire Station

The Sun City fire station replaces an existing old fire station with a modern facility that meets today's needs. In addition, staff will continue to work on the Chapman Road, Country Place, River Oaks and Tampa Shores fire stations. The adopted budget also includes a shift

of \$7.5 million in funding from Ad Valorem taxes to the Community Investment Tax. Major projects with significant FY 03 funding include:

Project	FY 03 Budget
Chapman Road Fire Station	\$906,000
Country Place Fire Station	530,000
Providence Fire Station	372,000
River Oaks Fire Station	1,141,000
Tampa Shores Fire Station	1,152,000

Government Facilities

The Government Facilities CIP for FY 03 continues the program approved by the Board in September 2001. Major projects within this program include the Court Expansion project (the Edgecomb Civil Family Court Facility is scheduled for completion around October 2003), Falkenburg Road Jail phases IV and V (scheduled for completion in FY 03), South County Regional Service Center, Brandon Regional Service Center, and the Plant City Regional Service Center. In addition, funding for the construction of the Medical Examiner Facility, the Tampa Bay History Center, Museum of Science and Industry Expansion (Children's Services Center) and the Temple Terrace Community Center are included in this program.



New Edgecomb Civil Family Court Facility

The opening of Falkenburg Road Jail Phases IV and V will provide an additional 1,024 dormitory and 100 infirmary beds to alleviate an already overcrowded jail system. It also replaces a 20 year old, 512-bed Temporary Jail facility. Funding sources for the program in FY 03 includes Community Investment Tax Phases I and II, Financing, Ad Valorem, and Grant dollars. Major projects with significant FY 03 funding include:

CAPITAL BUDGET

Project

FY 03 Budget

Court Facilities Expansion	\$1,610,000
Falkenburg Jail Phase V	125,000
Main Courthouse Phase III	200,000
Main Courthouse Phase IV	485,000
Medical Examiner New Facility	477,000
MOSI Expansion	2,337,000
Tampa Bay History Center	450,000
Brandon Service Center	620,000
Plant City Service Center	\$600,000
South County Service Center	4,200,000
University Social Svcs. Center	925,000
Riverview Terrace Senior Center	40,000
Town N Country Senior Center	165,000

Library Services

The Library Services Program for FY 03 totals \$3.7 million. It continues the program approved by the Board in FY 01. Staff will continue to work on three new libraries and renovations to other four libraries.



Jan Platt Library

The three libraries will be located in South Brandon, South County and in the Upper Tampa Bay area. No projects are scheduled for completion in FY 03. The Library program is funded with Ad Valorem taxes, the Community Investment Tax, and short-term financing. Short-term financing is used to provide the necessary cash flow to complete the projects on an accelerated schedule. Once projects are completed outstanding short-term debt is converted to long-term debt. Major projects with significant FY 03 funding include:

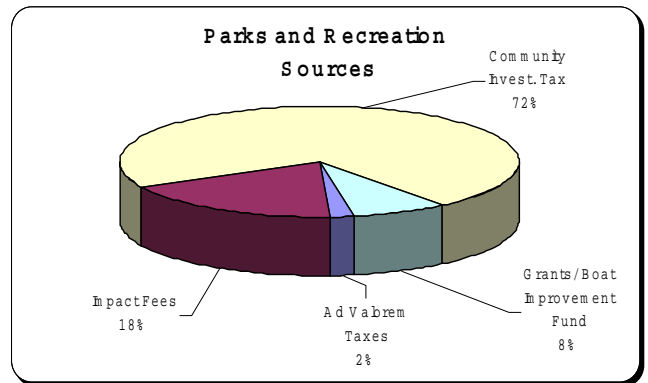
Project

FY 03 Budget

Lutz Library Expansion	\$728,000
Main Library Elevator / Fascia	530,000
South Brandon Library	788,000
Upper Tampa Bay Library	1,398,000
West Tampa Library Renovation	230,000

Parks and Recreation

The Parks and Recreation Program include a mix of recreational facilities such as Parks, Trails, Community and Recreational Centers, Dog Parks, and Boat Ramps. The program includes both local and regional parks. Regional parks serve citizens in both the incorporated and unincorporated area of the County and are normally funded with Countywide Ad Valorem Taxes. Local parks serve the citizens of the unincorporated area of the County and are normally funded with Impact Fees.



In FY 03 the Parks and Recreation Program has a total funding of \$8.6 million dollars using mixed funding of Impact Fees (its major source of funding), Community Investment Tax, Ad Valorem Tax, Boat Improvement Fees and Community Development Grant Funds. New projects for FY 03 include the start of design work for a new gymnasium for the physically challenged at All People's Center in East Lake and new community centers in Carrollwood Village, Northdale and Town N' Country areas. Additional funding for this program may be available from the Florida Recreation Development Assistance Program (FRDAP) as well as continued joint agreements with SWFWMD, The Hillsborough County School Board, The Boys and Girls Club of Tampa Bay, YMCA, the City of Tampa and numerous civic, homeowner and youth sports associations. Major projects include:

Project

FY 03 Budget

All Peoples Center (Phase I: Field House)	\$550,000
Carrollwood Meadows Community Center	400,000
Gardenville Community Center Lighting	800,000
Improvement For Recreation Complexes	1,500,000
Town N' Country Community Center	2,100,000
Upper Tampa Bay Trail Const.-Phase II	439,000
Upper Tampa Bay Trail Const.-Phase IV	600,000
Westchase Park Recreation Building	350,000

CAPITAL BUDGET

Solid Waste

The Solid Waste Program has total funding of \$4.5 million dollars in FY 03. This program is funded with Enterprise Fees and Financing. Although there are no new projects in FY03, funding includes a \$1.0 million allocation for the continued construction of a Resource Recovery Facility Capacity System and \$2.9 million allocation for the expansion of Site "A" Landfill Capacity Expansion in the Balm / Wimauma area of the County. Both of these projects are scheduled to be completed in September 2007. The Resource Recovery Facility Capacity System is designed to provide additional capacity for processing solid waste and generate additional electricity. The Site "A" Landfill Capacity Expansion project allows for the construction of additional landfill sections at its current site. Major projects with significant FY 03 funding include:

<u>Project</u>	<u>FY 03 Budget</u>
Resource Recovery Facility Capacity	\$1,000,000
Site "A" - Landfill Capacity Expansion	2,900,000



Resource Recovery Facility

Stormwater

The Stormwater Program consists of those capital projects intended to reduce flooding by improving stormwater drainage and reduce pollution resulting from stormwater runoff. To help fund stormwater improvements and operating costs, the County assesses an annual stormwater fee as follows: \$12 per single family residential and agricultural parcel and \$6 per dwelling unit within an apartment or condominium complex. Non-residential structures are assessed \$.01 per 1.5 square feet of area which cannot absorb water, with a minimum assessment of \$12 per year. It is estimated that this fee will generate approximately \$4.3 million in FY 03, of which \$3.8 million will be used on capital projects.



Inserting a Baffle Wall

In July 1998, responding to significant flooding problems resulting from unprecedented heavy rains generated by the El Niño phenomenon in September 1997 - March 1998, the Board of County Commissioners committed \$93.9 million for an Accelerated Stormwater Program. Funded primarily from short-term and Community Investment Tax backed financing, this accelerated program enters its final year in FY 03. By the end the fiscal year over 300 stormwater projects, 180 culvert replacements, and 17 Watershed Management Plans initiated under this program are scheduled to be completed. The stormwater program is scheduled to return to a pay-as-you-go basis relying solely on stormwater fee revenues for new projects starting in FY 04. Major projects with significant FY 03 funding include:

<u>Project</u>	<u>FY 03 Budget</u>
Archie/Buckhorn Creek Phase II	\$720,000
Delaney Creek Phase II	2,763,000
East Lake Area Watershed Plan	1,950,000
Hidden Forest Outfall	700,000
Neighborhood System Improve.	1,073,000

Transportation

The adopted FY 03 transportation capital budget is \$71.4 million and includes funding for nineteen road projects, twenty-one bridge projects and nineteen intersection projects. Major projects include:

<u>Project</u>	<u>FY 03 Budget</u>
Community Based Plan Projects	\$2,754,000
Boyette Road Widening	11,000,000
CR 672 Shoulder Improvements	2,787,000
Gunn Highway Road Widening	3,750,000
Parsons Avenue Road Widening	400,000
Race Track Road Widening	1,200,000
Road Resurfacing	6,851,000
Intersection Improvements	9,841,000

CAPITAL BUDGET

<u>Project</u>	<u>FY 03 Budget</u>
Bridge Improvements	\$7,503,000
Sidewalk Improvements	1,975,000
Intelligent Transportation System	3,900,000
Traffic Management Center	3,500,000

On January 30, 2002, the Board of County Commissioners approved \$132.0 million of Community Investment Tax backed financing to accelerate critical transportation projects. This new funding will allow work to begin in FY 03 on widening Boyette Road, Race Track Road, Lumsden Road (Providence to Pauls Drive), Parsons Avenue (SR 60 to Oakfield Drive), and Bell Shoals (Bloomingdale to Boyette Road). This funding will also allow work on the 22nd Street Community Main Street project, the Brandon Main Street project, the Citrus Park Main Street project, and the Town n Country Main Street project. In addition, the County will begin replacing twenty deteriorating bridges, construct additional sidewalk and intersections, and begin advanced right-of-way acquisition. The County will also begin work on a new Traffic Management Center and on implementing an Intelligent Transportation System on major roadways throughout the County.

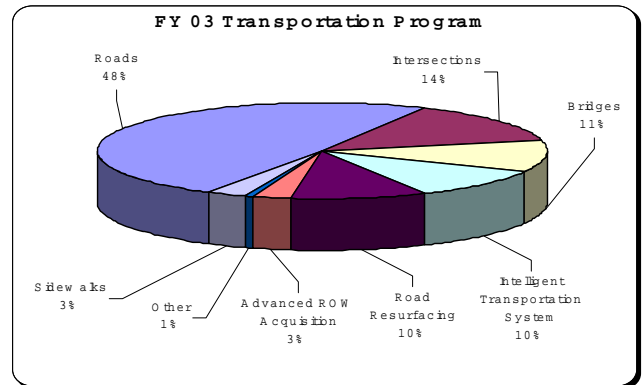


Lithia-Pinecrest and Bryan Road Intersection

The Intelligent Transportation System will provide real time feedback on major roadway traffic conditions. This information will be collected through the planned Traffic Management Center and transmitted to drivers, travelers and other interested parties. Timely information will improve traffic flow by providing travelers information on problem areas resulting from construction, accidents and other causes allowing them to use less congested alternate routes.

The FY 03 Transportation Program continues to utilize short-term borrowing to provide cash needed to keep transportation projects on schedule. As of September 2002 the County has outstanding borrowings of \$13.8 million to meet Transportation Program cash flow

needs. Maximum total short-term debt is not expected to exceed \$36.8 million. The following graph illustrates how transportation funds will be spent.



More information about transportation projects can be found in the Capital Improvement Program volume of the budget.

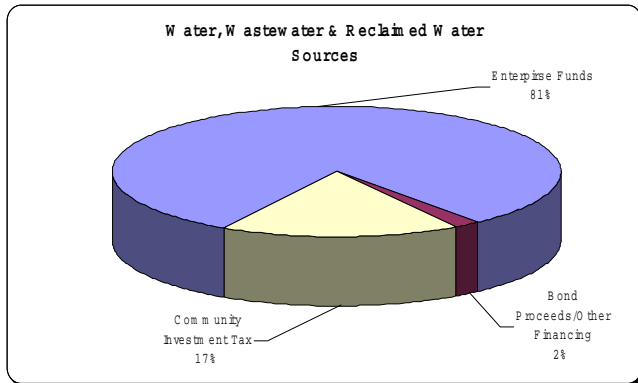
Water/Wastewater/Reclaimed Water

The Water/Wastewater Program includes a mix of Potable Water, Wastewater and Reclaimed Water Projects. This Program has a total funding of \$26.9 million dollars in Fy03. It is funded with a combination of Enterprise Funds, Community Investment Tax funds, Financing, and Bond proceeds. Major projects under way include a Countywide WW Pump Station Telemetry System (SCADA) and the Carrollwood Water Franchise Acquisition.

<u>Project</u>	<u>FY 03 Budget</u>
Potable Water	
Carrollwood Water Franchise Acquisition	\$6,300,000
Lake Grady Water System	826,000
Water Treatment R&R - Master Project	1,222,000
Wimauma Water System / Phase III	525,000
Lithia Pinecrest RW Storage/Pumping Ph II	630,000
Reclaimed Water	
NW RW ASR Phase II	500,000
S/C RW ASR Phase I (Alafia Test Well)	724,000
Wastewater	
Apollo Beach 16-Inch Forcemain	1,091,000
Boyette Rd. (TECO) Parallel 16"/20"	857,000
Countywide Major WW PS Refurbishment	2,000,000
Countywide WW PS Telemetry System	2,600,000
Manhole Inspection & Rehab. Program	1,250,000
Regional WWTP R&R - Master Project	900,000
Summerfield WW Booster PS	1,251,000
Wastewater Slip Lining - Master Project	2,000,000

CAPITAL BUDGET

The Countywide automated system (SCADA) project is a monitoring and control system that will control the wastewater pumping system throughout the County. This project is scheduled to be completed by September, 2004. The Carrollwood Water Franchise Acquisition will serve to provide water and wastewater services to the Carrollwood area of the County. It includes piping to connect to the County's regional water treatment facility and is scheduled to be completed in February of 2004. A major effort is under way to automate processes and to replace and renovate existing aging infrastructure. Major projects with significant FY 03 funding include:



R³M

The R3M Program focuses on non routine repairs, replacement, and or maintenance of existing facilities rather than construction of new facilities or infrastructure. Projects included in this program are typically under \$100,000, do not add square footage to an existing facility, and can be delivered within a twelve-month period. The program is more flexible than the CIP process, allowing the County to react in a timelier manner to facility related emergencies or non routine repairs and maintenance needs. The projects can be identified, budgeted, and completed within a twelve-month period. To ensure adequate funding for the program is available the Board of County Commissioners, every year, sets aside one percent of anticipated revenues in the Countywide General Fund, the Unincorporated Area General Fund, and the Library District Fund. In FY 03 the Board set aside \$4.3 million for the program.

ELAPP

The Environmental Land Acquisition and Protection Program (ELAPP) was created to secure environmentally sensitive land for the protection and preservation of our natural resources. This program has an FY 03 allocation of \$12 million dollars to allow the County to purchase eligible land parcels as they

become available. The program is funded by levying an operating tax at a rate not exceeding of 0.25 mills in any one year period not to exceed 20 years from when it was first levied in 1987. Total purchases to date are \$78.4 million.

FY 03 OPERATING IMPACTS

Fire Services: Two fire stations are scheduled to open during FY 03 - a new facility in the Providence Road area south of Lumsden Rd. and replacement facility in the Sun City area. The new facility will require the hiring of 19 firefighters/medics personnel, the cost of operating and maintaining the facility and a new fire engine. It costs approximately \$1.3 million annually to staff and operate this type of facility. Savings are anticipated in building maintenance and repairs at the Sun City replacement facility.

<u>Project</u>	<u>New Positions</u>	<u>Annual Operating Impact</u>
Providence Rd Fire Station	19	\$1,300,000

Government Facilities: FY 03 will see completion of the Falkenburg Road Jail Phases IV and V in the Brandon area. The opening of Falkenburg Jail Phase IV will require new staffing and operating costs as shown below. When completed, Falkenburg Jail Phase V will add 512 new beds and will replace 512 beds currently located in a temporary facility. Current staff will be transferred to the new facility and no additional operating costs are anticipated in FY 03, however, additional operating costs will be incurred beginning in FY 04.

<u>Project</u>	<u>New Positions</u>	<u>Annual Operating Impact</u>
Providence Rd Jail Ph IV	75 positions phased in throughout FY 03	\$2,507,763 in FY 03, \$3,429,348 annually thereafter

Library Services: No new or replacement Library facilities are anticipated to be completed during FY 03.

Parks and Recreation: Four projects are scheduled to be completed in FY 03. Their completion will require a total of 10 new staff members costing \$253,801 annually. Completion of six other projects, while not requiring additional staff, will require an additional \$89,075 annually for increased operating costs.

CAPITAL BUDGET

<u>Project</u>	<u>New Positions</u>	<u>Annual Operating Impact</u>
Apollo Beach Nature Park	0	\$2,250
Lake Park Facility/Parking	0	3,000
Schultz Waterfront Park	0	6,000
Town N' Country Grnway	0	10,675
Mort Park Center Lights	0	22,000
Bellamy Rec Center Add	2	35,645
NE Athletic Complex Land	0	45,150
Woodbridge Sch Rec Bldg	2	50,672
Miller Road Park	5	91,684

Solid Waste: The Northwest County Facility Truck Scale project is scheduled to be completed in November 2002. This facility will not require new staff; however it will have an FY 03 operating impact of \$10,000. There are not other projects scheduled to be completed in FY 03.

<u>Project</u>	<u>New Positions</u>	<u>Annual Operating Impact</u>
NW Facility Truck Scale	0	\$10,000

Stormwater: New stormwater infrastructure does not normally have an explicit additional operating cost beyond additional materials and supplies associated with it. Stormwater infrastructure maintenance requirements include keeping drainage areas free from litter, leaves and other debris as well as repairing cracked or broken stormwater pipes, culverts and other infrastructure. It is anticipated that maintenance of new stormwater infrastructure will be able to be absorbed within the adopted FY 03 operating budget for the Transportation Maintenance Division of Public Works, the unit responsible for performing required maintenance. Note that as more infrastructure continues to be brought online each year, additional staff and equipment will be needed at some future date to maintain infrastructure at desired levels.

Transportation: While new transportation infrastructure has no direct operating costs associated with it, there will be ongoing maintenance costs needed to keep the roads up to County standards. Ongoing maintenance costs include pothole patching, lane and crosswalk restriping, sign and traffic signal replacement, and roadside right-of-way mowing and maintenance. It costs \$3,800 annually to maintain each lane mile of roadway. The County is responsible for maintaining 6,270 lane miles throughout the County. Major road resurfacing is budgeted separately under the capital program. It is anticipated that additional transportation infrastructure scheduled for FY 03, including new lanes associated with completion of the widening of Providence Road from Bloomingdale to Providence Ridge can be met with existing resources. Like stormwater, as more transportation infrastructure continues to be brought online each year, additional staff and equipment will be needed at some future date to maintain infrastructure at desired levels.

Water/Wastewater/Reclaimed Water: There are eleven projects scheduled to be completed in FY 03; these will have a total operating cost impact of \$585,287. No new staff will be required for the operation of these projects.

<u>Project</u>	<u>New Positions</u>	<u>Annual Operating Impact</u>
Alafia River RWTM	0	\$675
S/C RW PS Tel. Imp.	0	1,200
Crippenwood Water Ext.	0	1,254
Dale Mabry RW Sys Imp.	0	2,000
TPC/Lutz Lk Fern RWTM	0	2,325
Cheval E. RWIU Dist Lines	0	3,000
Fawn Ridge RWIU	0	3,400
S/C RWTM Ext To Alafia	0	9,500
US41 RWTM Alafia	0	11,668
Falkenburg / TECO RWTM	0	12,167
Falkenburg WWTP Exp.	0	538,098

CAPITAL BUDGET

FY 03 Funding for Capital Projects (in thousands)

Project Number	Project Title	Prior Funding	FY 03 Funding	Future Funding	Total Funding
<u>Fire Services:</u>					
92103	Adamsville Fire Station	\$100	(\$50)	\$1,578	\$1,628
91151	Chapman Road Fire Station	1,236	906	56	2,198
91139	Cork-Knights Fire Station # 26	540	75	0	615
79140	Country Place Fire Station	0	530	1,685	2,215
79029	Fire Station Code Compliance Sprinklers Ph. II	532	300	0	832
91000	Fire Station Code Compliance	500	50	100	650
91142	Fire Hydrant Installation	150	160	800	1,110
79020	Fire Rescue Equipment Replacement Ph. II	0	1,440	7,200	8,640
91145	North Hillsborough Fire Station #14	50	100	390	540
92114	Northdale Fire Station	605	15	1,415	2,035
92115	Providence Fire Station	1,015	372	0	1,387
91152	River Oaks Fire Station	965	1,141	56	2,162
91146	Ruskin Fire Station # 17	396	79	0	475
91150	Tampa Shores Fire Station	965	1,152	56	2,173
		\$7,054	\$6,270	\$13,336	\$26,660

Government Facilities:

79134	Cooperative Extension Services	\$0	\$37	\$338	\$375
70121	Court Facilities Expansion	74,473	1,610	9,600	85,683
90405	Falkenburg Rd. Jail Phase IV	37,055	(8,015)	0	29,040
90406	Falkenburg Rd. Jail Phase V	21,675	125	168	21,968
79027	Main Courthouse - Phase III	420	200	0	620
79028	Main Courthouse - Phase IV	35	485	0	520
92206	Medical Examiner New Facility	250	477	9,123	9,850
89315	MOSI Expansion Children's Science Center	663	2,337	7,000	10,000
79136	Regional Service Center Plant City	435	600	3,600	4,635
79135	Regional Service Center/Townhall - Brandon	0	620	3,580	4,200
79139	Riverview Terrace Senior Center	145	40	1,365	1,550
70655	Sheriff's Office Child Care Facility	950	500	0	1,450
70002	South County Regional Service Center	1,049	4,200	0	5,249
79137	Tampa Bay History Center	0	450	16,550	17,000
79138	Town N' Country Senior Center	400	165	1,385	1,950
70654	University Community Social Services Center	75	925	0	1,000
		\$137,625	\$4,756	\$52,709	\$195,090

Library Services:

79128	Lutz Library Expansion	\$319	\$728	\$0	\$1,047
70054	Main Library Elevator Replacement/Fascia Repair	0	530	0	530
71109	Main Library Sprinkler System	0	15	529	544
71111	South Brandon Library	2,400	788	0	3,188

CAPITAL BUDGET

FY 03 Funding for Capital Projects (in thousands)

<u>Project Number</u>	<u>Project Title</u>	<u>Prior Funding</u>	<u>FY 03 Funding</u>	<u>Future Funding</u>	<u>Total Funding</u>
<u>Library Services Continued:</u>					
71110	Upper Tampa Bay Library	2,500	1,398	0	3,898
79120	West Tampa Library Renovation	1,743	230	0	1,973
		\$6,962	\$3,689	\$529	\$11,180
<u>Parks and Recreation:</u>					
89303	All Peoples Center Field House Construction	\$0	\$550	\$4,450	\$5,000
89001	Brandon Recreation Building Improvements	262	165	0	427
89310	Carrollwood Meadows Community Center	0	400	0	400
89098	Carrollwood Village Community/Recreation Center	2,020	300	1,680	4,000
89304	City Of Tampa Davis Island Boat Ramp	807	79	0	886
83202	Cross Creek Park Construction	222	260	400	882
80158	Gardenville Community Center Construction	968	800	0	1,768
89306	Heather Lakes Soccer Field Lighting	0	75	0	75
83203	Lighting Improvement For Recreation Complexes	0	1,500	0	1,500
89313	Northdale Community Center Addition	0	250	1,620	1,870
89305	Northdale/Lake Park Greenway Trail Construction	76	274	475	825
89097	Sun City Heritage Boat Ramp Improvements	150	100	0	250
89314	Town N' Country Community Center Construction	0	2,100	0	2,100
80643	Town N' Country Greenway Land Acquisition	2,117	8	0	2,125
89096	Upper Tampa Bay Trail construction Phase I	354	93	0	447
80647	Upper Tampa Bay Trail Construction Phase II	4,073	439	2,551	7,063
89002	Upper Tampa Bay Trail Construction Phase III	529	95	0	624
80164	Upper Tampa Bay Trail Construction Phase IV	100	600	6,650	7,350
89307	Westchase Park Recreation Building Construction	0	350	0	350
83627	Woodbridge School Recreation Building	150	203	0	353
		\$11,828	\$8,641	\$17,826	\$38,295
<u>Solid Waste:</u>					
54026	Leachate/Effluent Lift Station Construction	690	243	0	933
54023	Leachate Treatment Alternate Technical Analysis	\$280	\$240	\$0	\$520
54027	Resource Recovery Facility Capacity Construction	300	1,000	81,100	82,400
54024	Site "A" - Landfill Capacity Expansion	5,845	2,990	6,227	15,062
		\$7,115	\$4,473	\$87,327	\$98,915
<u>Stormwater:</u>					
47014	148th & 20th Street Outfall Improvements	\$282	\$13	\$0	\$295
47015	148th Avenue & Ranch Lake Circle	240	20	0	260
49290	15th Street & 127th Avenue Outfall Improvements	84	266	0	350
49275	1st Street SW & 18th Avenue SW Drainage	335	(75)	0	260
47008	58th Street & 122nd Avenue	346	113	0	459
49283	Archie Creek Basin Plan Implementation	973	(102)	0	871
47031	Balm/Wimauma Roadway Replacements	257	230	400	887
47042	Brandon Area Roadway Replacements	829	170	470	1,469
40029	Brenda Drive Outfall Improvements	10	260	0	270

CAPITAL BUDGET

FY 03 Funding for Capital Projects (in thousands)

Project Number	Project Title	Prior Funding	FY 03 Funding	Future Funding	Total Funding
<u>Stormwater Continued:</u>					
47051	Carroll Grove Drive Lift Station	48	132	0	180
47054	Carrollwood Area Roadway Replacements	572	200	500	1,272
41055	Center Ave Stormwater Improvements	0	38	22	60
40024	Circle S Stormwater Improvements	61	90	0	151
47062	Clifton Street Stormwater Improvements	70	133	0	203
41049	Comfy Court Lake Weir Stormwater Improvements	0	38	89	127
47068	Curiosity Creek Area Phase II Plan Implementation	200	345	0	545
47069	Curiosity Creek Area Phase III Plan Implementation	100	270	0	370
47075	Dee Circle Outfall Improvements	167	75	0	242
43109	Delaney Creek Plan Implementation Phase II	9	2,763	0	2,772
47082	Dixson Drive Stormwater Improvements	190	10	0	200
47085	Dormany Road Outfall Improvements	105	210	0	315
41041	East Lake Area Watershed Implement Phase I	130	670	0	800
47091	East Lake Area Watershed Implement Phase II	300	500	0	800
47092	East Lake Area Watershed Implement Phase III	300	390	0	690
47093	East Lake Area Watershed Implement Phase IV	300	390	0	690
47094	Egypt Lake Outfall Improvements	78	162	0	240
41059	Emerald Creek Subdivision Underdrain Improvemnt	0	43	88	131
47101	Gibsonton Area Roadway Replacements	397	230	400	1,027
41052	Golf and Sea Seawall Rehabilitation Project	0	25	0	25
41047	Greenhill Place Drainage Improvements	0	38	91	129
41050	Half Moon Lake Road Drainage Improvements	0	38	24	62
47109	Hanna Road Crossdrain Construction	210	10	0	220
40022	Haven Bend Outfall Improvements	44	51	0	95
41046	Hidden Forest Pond Outfall Improvements	0	700	0	700
41048	Himes Avenue and Kirby Street Drainage Phase II	0	38	52	90
40031	Hog Island Lake Outfall Improvements	30	70	0	100
47117	Hounds Hollow Outfall Improvements	110	210	0	320
41058	Jim Johnson Road Crossdrain Improvements	0	38	18	56
41057	Joe King Road Drainage Improvements	0	38	158	196
41051	Joe King Road Drainage Improvements Phase II	0	38	120	158
47127	Joe McIntosh Road Outfall Improvements	125	(10)	0	115
47128	Keystone Area Roadway Replacement	235	90	250	575
47131	Kinard Road (E. of Charro Lane) Improvements	92	18	0	110
47133	Knights/Turkey Creek Roadway Replacements	754	180	500	1,434
47138	Lake Byrd Lane Outfall Improvements	33	(10)	0	23
40032	Lake Newland Stormwater Improvements	20	89	0	109
41054	Lake View Park Subdivision Drainage Phase II	0	38	150	188
47153	Lakeside Drive Stormwater Improvements	80	112	0	192
47164	Livingston & Bulrush Avenue Improvements	26	215	0	241
40037	Lutz Area Roadway Replacements Phase II	30	50	200	280
48501	Neighborhood System Improvements	460	1,073	4,350	5,883
47194	North Boulevard & Justice Drive Improvements	83	(22)	0	61
47197	Northwood Village Lane Stormwater Improvements	20	40	0	60
47205	Oregon Avenue & Forest Hills Drive Improvements	62	236	0	298

CAPITAL BUDGET

FY 03 Funding for Capital Projects (in thousands)

<u>Project Number</u>	<u>Project Title</u>	<u>Prior Funding</u>	<u>FY 03 Funding</u>	<u>Future Funding</u>	<u>Total Funding</u>
<u>Stormwater Continued:</u>					
47218	Pemberton Creek Area Phase IV Implementation	485	15	0	500
47219	Pemberton Creek Confluence	991	(130)	0	861
47220	Pine Lake Outfall Improvements	85	250	0	335
47221	Pleasant Acres Drive Stormwater Improvements	184	(4)	0	180
47223	Red Robin & Wheeler Road Improvements	49	32	0	81
47228	River Road/Old Memorial Highway Improvements	29	30	0	59
47230	Robertson Trail Stormwater Improvements	62	36	0	98
47231	Robinson Road (E. of Wilder Road) Improvements	165	14	0	179
47238	Roy Haynes Park Outfall Improvements	122	178	0	300
47240	Ruskin Area Roadway Replacements	669	250	500	1,419
47251	Sinclair Hills Road Outfall Improvements	277	225	0	502
41056	Sligh Ave and 53rd Street Improvements	0	38	40	78
40001	Stormwater Inventory/Hansen Program Phase II	0	300	0	300
47272	Swan Lake Drive & Sterling Silver Improvements	228	(8)	0	220
47275	Tanglewood Lane Stormwater Improvements	60	360	0	420
47283	Town N Country Area Roadway Replacements	256	250	500	1,006
47288	USF Area Phase I Stormwater Improvements	1,050	100	0	1,150
41053	Valrico Road and Crosby Road Improvements	0	38	110	148
47294	Veronica Avenue Stormwater Pump Station	161	16	0	177
47299	Watson Road/Bloomington Boulevard Drainage	55	150	0	205
41060	Wimauma Drainage Improvements Phase II	0	38	160	198
47311	Woodleigh Avenue Outfall Improvements	242	38	0	280
		\$14,217	\$13,913	\$9,192	\$37,322
<u>Transportation - Roads:</u>					
61147	22nd Street USF Community Main Street	\$0	\$620	\$4,916	\$5,536
69112	Bell Shoals (Bloomington-Boyette) Widening	400	400	2,600	3,400
61017	Bicycle Lanes County Rural Roads	450	650	1,000	2,100
69104	Boyette Road Widening	2,000	11,000	10,629	23,629
69105	Brandon Main St.Pauls Drive (SR 60-Feeder Road)	450	1,034	4,166	5,650
61044	Bruce B. Downs Phase I (I-75 - Regents Park)	11,177	7,423	0	18,600
69116	Citrus Park Main Street - Gunn Hwy	0	1,000	0	1,000
61031	CR 672 Shoulder Improvements	3,293	2,787	1,390	7,470
69106	Gunn Hwy (Ehrlich to South Mobley) Widening	7,750	3,750	0	11,500
61010	HARTline Capital Allocation Program	103	103	412	618
69109	Intelligent Transportation System Device	1,800	3,450	8,150	13,400
69108	Intelligent Transportation System Studies	900	450	550	1,900
69111	Parsons Avenue (SR 60 to Oakfield) Widening	300	400	800	1,500
69451	Providence Road Phase III Road Widening	3,405	307	0	3,712
69110	Race Track Rd (Hillsborough-S. Mobley) Widening	1,826	1,200	32,974	36,000
VARIOUS	Road Resurfacing	8,847	6,851	33,103	48,801
61029	Sligh Avenue Extension Study	291	4,500	0	4,791
69117	Town n Country - Ambassador & Paula Dr	0	100	3,700	3,800
69107	Traffic Management Center	500	3,500	1,500	5,500
		\$43,492	\$49,525	\$105,890	\$198,907

CAPITAL BUDGET

FY 03 Funding for Capital Projects (in thousands)

<u>Project Number</u>	<u>Project Title</u>	<u>Prior Funding</u>	<u>FY 03 Funding</u>	<u>Future Funding</u>	<u>Total Funding</u>
<u>Transportation - Bridges:</u>					
69206	CR 579 Over Little Manatee River Bridge	\$314	\$20	\$666	\$1,000
69205	CR 579 Over Little Manatee River/South Fork	285	20	795	1,100
69217	Durant Road Over Branch Of Turkey Creek Bridge	286	20	594	900
69215	East Bay Road Over Bullfrog Creek Bridge	299	20	801	1,120
69209	E. Sligh Ave Over CSX Right-Of-Way Bridge	554	20	1,926	2,500
69210	Hudson Lane Over Sweetwater Creek Bridge	278	20	602	900
69219	Jameson Rd Over Alafia River/South Prong Bridge	375	20	1,005	1,400
69201	Lithia Pinecrest Rd Over Alafia River/S. Prong	404	20	1,176	1,600
69208	Old Big Bend Over Bullfrog Creek Bridge	394	20	986	1,400
69202	South CR 39 Over Little Manatee River Bridge	329	20	951	1,300
69214	Symmes Road Over Bullfrog Creek Bridge	225	200	725	1,150
69211	Webb Rd Over Sweetwater Creek/Channel G	299	200	901	1,400
69220	Carruthers Road Over Turkey Creek Bridge	220	380	0	600
69213	Race Track Rd Over Double Branch Creek Bridge	310	410	0	720
69218	East Keyville Road Over West Branch Bridge	245	455	0	700
69204	CR 672 Over Hurrah Creek Bridge	289	581	0	870
69207	Knights Griffin Rd (CR 582) Over Flint Creek Bridge	289	661	0	950
69216	Grange Hall Loop Over Little Manatee River Bridge	284	706	0	990
69212	Memorial Highway Over Dick Creek Bridge	386	814	0	1,200
62112	Consolidated Bridge Rehabilitation FY 03	0	1,050	0	1,050
69203	South CR 39 Over Alafia River/South Prong Bridge	354	1,846	0	2,200
		\$6,419	\$7,503	\$11,128	\$25,050
<u>Transportation - Intersections:</u>					
63038	78th St and Madison Avenue Intersection PD&E	\$80	\$520	\$0	\$600
63060	78th Street and Palm River Road Intersection	380	28	0	408
63052	Anderson Road and Gunn Highway Intersection	437	200	0	637
63327	Anderson Road and Waters Avenue Intersection	1,857	500	0	2,357
69315	Bearss and Lake Magdalene Intersection	83	8	0	91
69319	Benjamin Road and Waters Avenue Intersection	179	2,000	548	2,727
63054	Casey Road and Ehrlich Road Intersection	266	45	0	311
63056	Causeway Blvd and Falkenburg Rd Intersection	305	100	0	405
69340	Channelization of Traffic	860	240	960	2,060
69300	CIT Project Intersections	652	1,874	7,496	10,022
63036	County Line Road and Livingston Ave Intersection	300	518	0	818
63000	Critical Accident Mitigation	1,234	2,350	0	3,584
63057	Dale Mabry Hwy and North Village Dr Intersection	205	75	0	280
69317	Hesperides Street and Sligh Avenue Intersection	128	38	0	166
63047	Kingsway Road and US 92 Intersection	185	165	0	350
63049	Lumsden Road and Parsons Avenue Intersection	119	80	0	199
63037	Madison Avenue and US 41 Intersection PD&E	80	820	0	900
63003	School Flashers - Countywide	175	275	300	750
63002	School Traffic Signalization	75	75	300	450
69338	Zambito Road Realignment and Signalization	784	(70)	0	714
		\$8,384	\$9,841	\$9,604	\$27,829

CAPITAL BUDGET

FY 03 Funding for Capital Projects (in thousands)

<u>Project Number</u>	<u>Project Title</u>	<u>Prior Funding</u>	<u>FY 03 Funding</u>	<u>Future Funding</u>	<u>Total Funding</u>
<u>Transportation - Other:</u>					
69115	CIT Funded Advanced ROW Aquisition	\$0	\$2,000	\$12,000	\$14,000
69314	CIT Funded Neighborhood Traffic Calming	0	325	4,000	4,325
69502	CIT Funded Sidewalks	3,890	325	7,700	11,915
61019	Ad Valorem Funded Median Improvements	536	200	0	736
64030	ADA Sidewalk Retrofit	550	550	2,200	3,300
64026	Gas Tax/Ad Valorem Funded Sidewalks FY 03	0	1,100	0	1,100
		\$4,976	\$4,500	\$25,900	\$35,376
<u>Water:</u>					
31012	Bahia Beach WTM (fka Shell Point Rd (WTM)	\$0	\$59	\$481	\$540
39153	Carrollwood Water Franchise Acquisition (CIT II)	0	6,300	0	6,300
39154	Lake Grady Water System (CIT II)	165	826	0	991
30119	New Fire Hydrant Installation – Master Project	600	475	0	1,075
31159	Pauls Drive Watermain Improvements	0	10	38	48
30112	Rhodine Road Maintenance Facility – Pavement	0	133	399	532
30103	Rhodine Road Maintenance Facility Reroofing	0	78	235	313
31936	River Crest Water Main Replacement	0	381	0	381
31010	Sunlake Park Galv. Wm Service Replacement	214	367	0	581
30116	Water Treatment R&R - Master Project	1,222	1,222	4,888	7,332
39112	Wimauma Water System/Phase III	0	525	1,625	2,150
		\$2,201	\$10,376	\$7,666	\$20,243
<u>Wastewater:</u>					
10742	Apollo Beach 16-Inch Forcemain	\$0	\$1,091	\$4,653	\$5,744
10127	Boyette Rd. (TECO) Parallel 16"/20"	674	857	4,594	6,125
10138	Countywide Major WW Pump Stations Refurbish	2,000	2,000	8,000	12,000
10140	Countywide Pump Station Replacements	1,200	800	4,750	6,750
19125	Countywide WW PS Telemetry System (Scada)	5,363	2,600	0	7,963
10744	Manhole Inspection & Rehabilitation Program	2,496	1,250	8,750	12,496
10739	Northwest Sludge Holding Tank Recoat	54	84	225	363
10111	NW Residuals System Process & Temetry Upgrade	0	44	360	404
10745	Regional WWTP R&R - Master Project	1,800	900	3,600	6,300
10747	Subregional WWTP R&R - Master Project	200	100	300	600
15411	Summerfield WW Booster PS	302	1,251	0	1,553
10750	Wastewater Slip Lining - Master Project	2,200	2,000	8,000	12,200
		\$16,289	\$12,977	\$43,232	\$72,498
<u>Reclaimed Water:</u>					
19654	Culbreath Oaks RWIU	\$0	\$39	\$115	\$154
10704	Durant Rd. RW Loop (Miller/St. Cloud)	0	75	225	300
19660	Fox Run/The Greens RWIU	0	272	816	1,088
10727	Lithia Pinecrest RW Storage/Pumping Phase II	495	630	3,375	4,500
10728	Lithia Pinecrest RWTM/Phase III	0	488	1,462	1,950
19655	Miller Woods RWIU	0	47	138	185

CAPITAL BUDGET

FY 03 Funding for Capital Projects (in thousands)

<u>Project Number</u>	<u>Project Title</u>	<u>Prior Funding</u>	<u>FY 03 Funding</u>	<u>Future Funding</u>	<u>Total Funding</u>
Reclaimed Water:					
19013	Northlakes RWPS Improvements	475	361	0	836
19661	NW Reclaimed Water System Control	0	73	1,747	1,820
19715	NW RW ASR Phase II	1,100	500	0	1,600
19658	Riverview Drive RWTM	176	224	1,200	1,600
10710	S/C RW ASR Phase I (Alafia Test Well)	0	724	778	1,502
10134	South/Central RW System Control	123	158	844	1,125
		\$2,369	\$3,591	\$10,700	\$16,660

Legend: WW=Wastewater
 RW= Reclaimed Water
 RWIU= Reclaimed Water Improvement Unit
 RWTM= Reclaimed Water Transmission Main
 WTM= Water Transmission Main

R&R= Renewal and Replacement
 WWPS= Wastewater Pump Station
 WWTP= Wastewater Transmission Pipe
 S/C= South Central
 ASR= Aquifer Storage Recovery