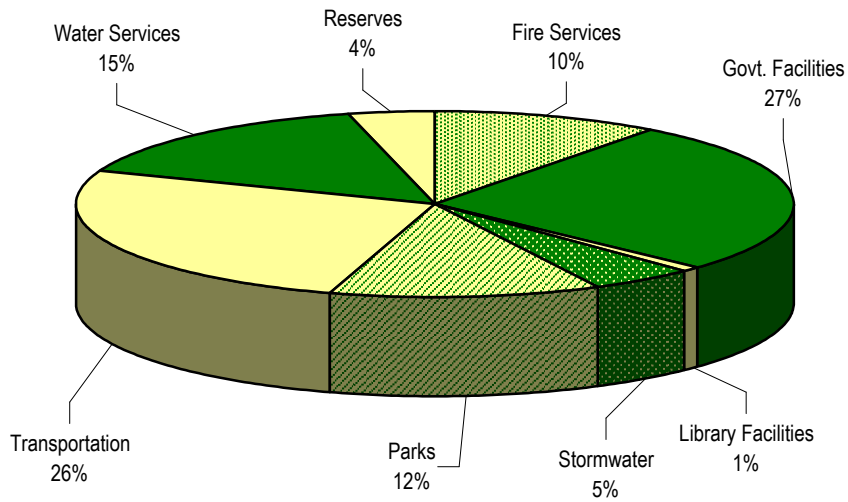


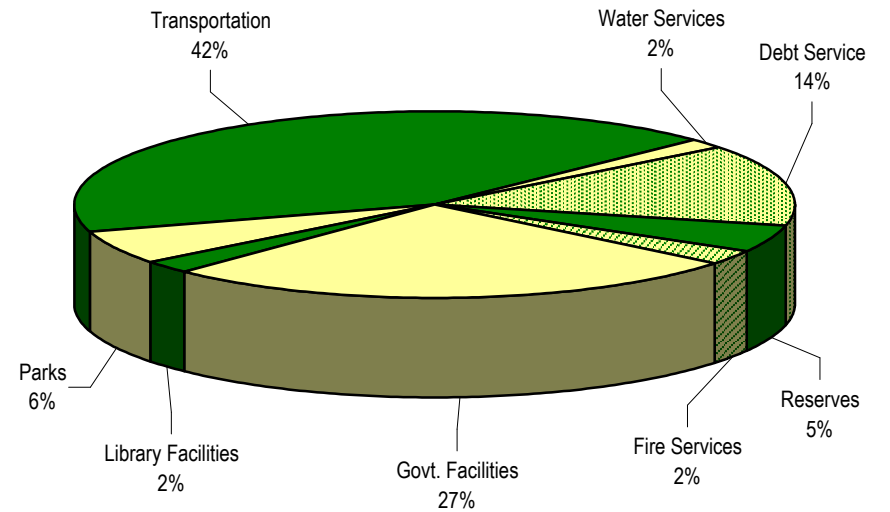
## COMMUNITY INVESTMENT TAX PROGRAM ALLOCATIONS

**PHASE I**  
*January 1997 to January 2003*



Each 1% equals \$2.0 Million  
Total funding equals \$199.5 Million

**PHASE II**  
*February 2003 to January 2008*

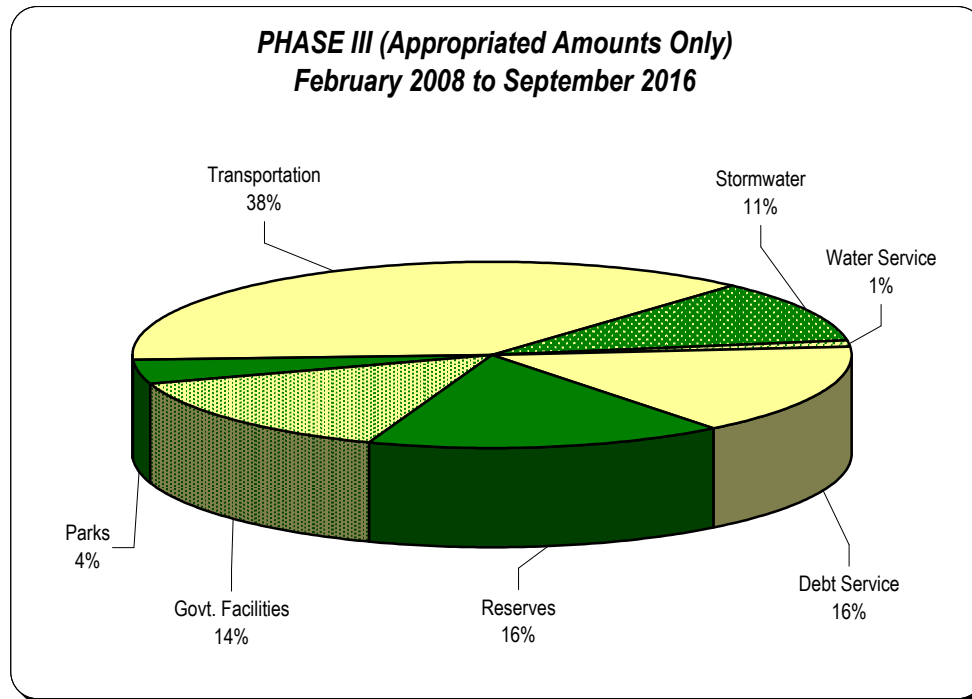


Each 1% equals \$4.9 Million  
Total funding equals \$498.7 Million

---

## COMMUNITY INVESTMENT TAX PROGRAM ALLOCATIONS

---



Each 1% equals \$6.0 Million  
Total funding equals \$600.1 Million

**COMMUNITY INVESTMENT TAX I  
SOURCES AND USES SUMMARY  
(in thousands)**

	ALL YEARS						TOTAL	TOTAL
	BUDGET FY 06 (a)	FY 07	FY 08	FY 09	FY 10	FY 11	FY 07 - FY 11	CIT I
<b>SOURCES</b>								
Transfers from Sales Tax Fund	\$185,857	\$0	\$0	\$0	\$0	\$0	\$0	\$185,857
Interest Earnings	11,726	900	0	0	0	0	900	12,626
Residual Funds Sheriff's Office	23	0	0	0	0	0	0	23
Reimbursements	557	0	0	0	0	0	0	557
Other Miscellaneous	444	0	0	0	0	0	0	444
<b>Total Sources</b>	<b>\$198,607</b>	<b>\$900</b>	<b>\$0</b>	<b>\$0</b>	<b>\$0</b>	<b>\$0</b>	<b>\$900</b>	<b>\$199,507</b>

**USES**

Fire Services	\$19,823	\$75	\$30	\$0	\$635	\$0	\$740	\$20,563
Govt. Facilities	52,952	0	0	0	0	0	0	52,952
Library Facilities	1,607	0	0	0	0	0	0	1,607
Stormwater	9,537	0	0	0	0	0	0	9,537
Parks	22,679	2,000	0	0	0	0	2,000	24,679
Transportation	51,637	403	0	0	0	0	403	52,040
Water Services	30,565	0	0	0	0	0	0	30,565
Reserve CIT Court Debt Svc.	1,565	0	0	0	0	0	0	1,565
Reserve Capital Projects	8,243	-1,578	-30	0	-635	0	-2,243	6,000
<b>Total Uses</b>	<b>\$198,607</b>	<b>\$900</b>	<b>\$0</b>	<b>\$0</b>	<b>\$0</b>	<b>\$0</b>	<b>\$900</b>	<b>\$199,507</b>

(a) As of 08/31/06

**COMMUNITY INVESTMENT TAX - PHASE I  
PROJECTS SUMMARY SCHEDULE  
(in thousands)**

PROJECT NUMBER	PROJECT TITLE	TOTAL EST COST	TOTAL PRIOR YRS	FY 07	FY 08	FY 09	FY 10	FY 11	TOTAL FY 07-FY 11	FUTURE	COMMENTS
<b>GOVERNMENT FACILITIES PROGRAM</b>											
90404	512-BED JAIL (PHASES I,II,&III)	\$19,327	\$19,327						\$0	\$0	COMPLETED FY 98
90405	JAIL EXPANSION PHASE IV	1,922	1,922						0	0	COMPLETED FY 03
79006	700 TWIGGS ST. RENOVATION	4,128	4,128						0	0	COMPLETED FY 01
79018	COUNTY CENTER SECURITY	100	100						0	0	COMPLETED FY 01
79106	CHILDREN SERVICES ATHLETIC CENTER	1,211	1,211						0	0	COMPLETED FY 01
79019	COMPUTER AIDED DISPATCH	0	0						0	0	FUNDED WITH AD VALOREM
N/A	COPS AHEAD EQUIPMENT	953	953						0	0	COMPLETED FY 97
N/A	CRIMINAL JUSTICE INFORMATION SYSTEM	7,400	7,400						0	0	COMPLETED FY 99
79005	MAIN COURTHOUSE -PHASE I	868	868						0	0	COMPLETED FY 98
79026	MAIN COURTHOUSE - PHASE II	5,912	5,912						0	0	
79027	MAIN COURTHOUSE - PHASE III	0	0						0	0	CONSOLIDATED UNDER 79026.
79028	MAIN COURTHOUSE - PHASE IV	0	0						0	0	CONSOLIDATED UNDER 79026.
79055	MOSI E. WING - NORTH UNISTRUT ROOF STRUCTURE	750	750						0	0	
89315	MOSI EXPANSION CHILDREN'S SCIENCE CENTER	663	663						0	0	
79054	MOSI W. WING REPAIRS/RESEAL/RECAULKING	1,000	1,000						0	0	
79133	PGM DOCUMENT MANAGEMENT SYSTEM	192	192						0	0	COMPLETED FY 05
70000	PUBLIC ART-VARIOUS	210	210						0	0	
90212	REHAB. RUSKIN SERVICE CENTER	96	96						0	0	COMPLETED FY 01
79050	REROOF FRED KARL LEGAL CENTER	8	8						0	0	CANCELLED
79139	RIVERVIEW TERRACE SENIOR CENTER	145	145						0	0	
79049	SENIOR ADULT DAY CARE FACILITY (BRANDON)	1,040	1,040						0	0	COMPLETED FY 01
79048	SENIOR ADULT DAY CARE FACILITY (MANHATTAN)	1,178	1,178						0	0	COMPLETED FY 01
N/A	SHERIFF'S FLEET EQUIPMENT REPL.	4,112	4,112						0	0	COMPLETED FY 00
79023	SPECIAL NEEDS PROGRAM SHELTER UPGRADES	0	0						0	0	COMPLETED WITH GRANT DOLLARS
79024	TELEPHONE LINES FOR REGIONAL RELIEF CENTER	0	0						0	0	COMPLETED WITH GRANT DOLLARS
79138	TOWN N' COUNTRY SENIOR CENTER	400	400						0	0	
70654	UNIVERSITY COMMUNITY SOCIAL SVCS. CENTER UNALLOCATED FUNDS	1,275 62	1,275 62						0 0	0 0	COMPLETED FY 05
	<b>TOTAL</b>	<b>52,952</b>	<b>52,952</b>	<b>0</b>	<b>0</b>	<b>0</b>	<b>0</b>	<b>0</b>	<b>0</b>	<b>0</b>	
<b>FIRE SERVICES</b>											
79125	AMBULANCE REPLACEMENT	1,749	1,749						0	0	COMPLETED FY 99
79014	BRANDON FIRE STATION	536	536						0	0	COMPLETED FY 01
91151	CHAPMAN ROAD FIRE STATION	3,137	3,062	75					75	0	
91139	CORK-KNIGHTS FIRE STATION CONSTRUCTION	509	509						0	0	COMPLETED FY 04
79011	CONCRETE APRONS	65	65						0	0	COMPLETED FY 01
79012	DOVER FIRE STATION RENOV.	418	418						0	0	COMPLETED FY 02

**COMMUNITY INVESTMENT TAX - PHASE I  
PROJECTS SUMMARY SCHEDULE  
(in thousands)**

PROJECT NUMBER	PROJECT TITLE	TOTAL EST COST	TOTAL PRIOR YRS	FY 07	FY 08	FY 09	FY 10	FY 11	TOTAL FY 07-FY 11	FUTURE	COMMENTS
79008	FIRE EQUIPMENT REPL/REFURB.	2,888	2,888						0	0	COMPLETED FY 02
79017	FIRE RESCUE HEADQUARTERS	11	11						0	0	DEFERRED
79009	F S CODE COMPL & REHAB PH I	211	211						0	0	COMPLETED FY 00
79029	F S CODE COMPL. SPRINKLERS PH II	832	832						0	0	COMPLETED FY 05
79010	MIDWAY FIRE STATION	187	187						0	0	COMPLETED FY 99
79025	MOBILE EMERGENCY OPERATIONS CTR. VEHICLE	80	80						0	0	COMPLETED FY 02
79015	LUTZ FIRE STATION	477	477						0	0	COMPLETED FY 02
91145	NORTH HILLSBOROUGH F. S. #14	860	195		30		635		665	0	
79013	PALM RIVER FIRE STATION	428	428						0	0	COMPLETED FY 02
79052	REROOF APOLLO B. F.S. # 29	63	63						0	0	COMPLETED FY 99
79053	REROOF W. HILLSBOROUGH F.S. # 31	69	69						0	0	COMPLETED FY 99
79051	REROOF FALKENBURG RD F.S. # 33	66	66						0	0	COMPLETED FY 99
91152	RIVER OAKS FIRE STATION	1,747	1,747						0	0	COMPLETED FY 05
91146	RUSKIN F. S. #17 CONSTRUCTION	24	24						0	0	COMPLETED FY 04
79141	RUSKIN FIRE STATION #17 LAND ACQUISITION	336	336						0	0	
79132	SCBA FIRE RESCUE BREATHING APPARATUS	2,155	2,155						0	0	COMPLETED FY 03
79016	SUN CITY CENTER FIRE STATION	1,524	1,524						0	0	COMPLETED FY 03
91150	TAMPA SHORES FIRE STATION	2,163	2,163						0	0	COMPLETED FY 05
	UNALLOCATED FUNDS	28	28						0	0	
<b>TOTAL</b>		<b>20,563</b>	<b>19,823</b>	<b>75</b>	<b>30</b>	<b>0</b>	<b>635</b>	<b>0</b>	<b>740</b>	<b>0</b>	
<b>TRANSPORTATION</b>											
<u>INTERSECTIONS</u>											
69327	BELL SHOALS & ROSEMEAD	98	98						0	0	COMPLETED FY 98
69329	BRUCE B. DOWNS & LAKE FOREST	187	187						0	0	COMPLETED FY 99
VARIOUS	CIT INTERSECTIONS	8,563	8,160	403					403	0	COMPLETED FY 03
69330	DALE MABRY & HAMILTON	24	24						0	0	COMPLETED FY 98
69326	DURANT & DOVER LITTLE	9	9						0	0	COMPLETED FY 98
69328	OAKFIELD & VONDERBURG	70	70						0	0	COMPLETED FY 98
69331	PALM RIVER & US 301	197	197						0	0	COMPLETED FY 99
69337	SABAL BLVD. & US 301 TRAFFIC SIGNAL	69	69						0	0	COMPLETED FY 01
69332	SABAL INDUSTRIAL BLVD. & US 301	153	153						0	0	COMPLETED FY 00
69333	SAVARESE & WATERS	24	24						0	0	COMPLETED FY 99
<u>RE-SURFACING</u>											
69036	RE-SURFACING OF COUNTY ROADS	14,700	14,700						0	0	COMPLETED FY 03
<u>SIDEWALKS</u>											
VARIOUS	SIDEWALKS	5,502	5,502						0	0	COMPLETED FY 03
<u>IMPROVEMENTS FOR GREATER BRANDON</u>											
69106	GUNN HIGHWAY (EHRlich RD.-SOUTH MOBLEY	9,106	9,106						0	0	
N/A	HARTLINE TRANSIT VEHICLES PROGR.	3,314	3,314						0	0	COMPLETED FY 98
69101	PROVIDENCE & PROVIDENCE LAKES TURN LANE	43	43						0	0	COMPLETED FY 97
69449	PROVIDENCE RD Ph I (PROVIDENCE RIDGE TO LUMSDEN)	0	0						0	0	COMPLETED FY 00 FUNDING MOVED
69450	PROVIDENCE RD Ph II (LUMSDEN TO FEEDER RD)	0	0						0	0	COMPLETED FY 00 FUNDING MOVED
69451	PROVIDENCE RD Ph III (BLMGDLE-PROV RDG)	3,276	3,276						0	0	COMPLETED FY 03

**COMMUNITY INVESTMENT TAX - PHASE I  
PROJECTS SUMMARY SCHEDULE  
(in thousands)**

PROJECT NUMBER	PROJECT TITLE	TOTAL EST COST	TOTAL PRIOR YRS	FY 07	FY 08	FY 09	FY 10	FY 11	TOTAL FY 07-FY 11	FUTURE	COMMENTS
69102	PROVIDENCE ROAD WIDENING	6,512	6,512						0	0	COMPLETED FY 00
69003	PUBLIC WORKS SPRAY EQUIPMENT	187	187						0	0	COMPLETED FY 01
69100	STUDIES; TRANSPORTATION FOR GREATER BRANDON	8	8						0	0	COMPLETED FY 98
<b>TOTAL</b>		<b>52,040</b>	<b>51,637</b>	<b>403</b>	<b>0</b>	<b>0</b>	<b>0</b>	<b>0</b>	<b>403</b>	<b>0</b>	
<b>PARKS</b>											
89081	ALDERMAN'S FORD PARK	100	100						0	0	COMPLETED FY02
89094	BALM PARK	40	40						0	0	COMPLETED FY02
89104	CITRUS PARK LITTLE LEAGUE	97	97						0	0	COMPLETED FY 99
89086	E.G. SIMMONS	99	99						0	0	COMPLETED FY02
89082	EUREKA SPRINGS PARK	80	80						0	0	COMPLETED FY02
89319	FALLEN HEROES PARK	2,000	0	2,000					2,000	0	
C89107	FISH HAWK SPORTS COMPLEX	4,097	4,097						0	0	
89100	KEYSTONE PARK	190	190						0	0	COMPLETED FY02
89080	LAKE PARK	400	400						0	0	COMPLETED FY03
89083	LETTUCE LAKE PARK	100	100						0	0	COMPLETED FY02
89091	LIMONA PARK	50	50						0	0	COMPLETED FY02
89084	LITHIA SPRINGS	96	96						0	0	COMPLETED FY02
89108	LIVE OAK SPORTS COMPLEX	4,097	4,097						0	0	COMPLETED FY06
89095	LOGAN GATE	48	48						0	0	COMPLETED FY02
89105	LUTZ LITTLE LEAGUE	91	91						0	0	COMPLETED FY 98
89085	MEDARD	30	30						0	0	COMPLETED FY02
89099	NORTHDAL PARK	501	501						0	0	COMPLETED FY 00
89103	NORTHSIDE LITTLE LEAGUE	99	99						0	0	COMPLETED FY 98
89101	NYE PARK	100	100						0	0	COMPLETED FY01
89098	OLD FORT KING TRAIL	3,385	3,385						0	0	COMPLETED FY05
89089	ORANGE GROVE	70	70						0	0	COMPLETED FY 99
89308	PLANT CITY SPORTS COMPLEX - LAND ACQ.	575	575						0	0	COMPLETED FY02
89106	REHABILITATE LIGHTING AT VARIOUS PARKS	200	200						0	0	COMPLETED FY01
89093	RUSKIN COMMON GOOD	50	50						0	0	COMPLETED FY02
89102	SOUTH MOBLEY PARK (PHASE II)	1,980	1,980						0	0	COMPLETED FY02
89092	THATCHER PARK	28	28						0	0	COMPLETED FY02
89097	TOWN N' COUNTRY LINEAR PARK EXTENSION	862	862						0	0	COMPLETED FY04
89088	UPPER TAMPA BAY PARK	85	85						0	0	COMPLETED FY 00
89096	UPPER TAMPA-BAY TRAIL-PHASE II	4,620	4,620						0	0	COMPLETED FY 04
89002	UPPER TAMPA-BAY TRAIL-PHASE IV	449	449						0	0	
89090	WILDCAT CREEK	9	9						0	0	COMPLETED FY02
89087	WILDERNESS PARK	47	47						0	0	COMPLETED FY01
81999	UNALLOCATED FUNDS	4	4						0	0	
<b>TOTAL</b>		<b>24,679</b>	<b>22,679</b>	<b>2,000</b>	<b>0</b>	<b>0</b>	<b>0</b>	<b>0</b>	<b>2,000</b>	<b>0</b>	

**COMMUNITY INVESTMENT TAX - PHASE I  
PROJECTS SUMMARY SCHEDULE  
(in thousands)**

PROJECT NUMBER	PROJECT TITLE	TOTAL EST COST	TOTAL PRIOR YRS	FY 07	FY 08	FY 09	FY 10	FY 11	TOTAL FY 07-FY 11	FUTURE	COMMENTS
<b>UTILITIES</b>											
39152	APOLLO BEACH BOULEVARD WATER MAIN	389	389						0	0	COMPLETED FY02
39155	APRIL LANE WATER MAIN	35	35						0	0	COMPLETED FY03
19115	ASR FACILITY S/C RW SYSTEM (TECO BB TEST WELL)	14	14						0	0	COMPLETED FY06
19115A	ASR FACILITY S/C RW SYSTEM (TECO BB TEST WELL)	500	500						0	0	COMPLETED FY06
39145	BELL SHOALS WM EXTENSION	94	94						0	0	COMPLETED FY 01
19112	BROADWAY RW TM (AUTONATIONS)	4	4						0	0	COMPLETED FY 99
39138	BYERS DRIVE WATER MAIN	0	0						0	0	CANCELLED
19718	CAIN ROAD RWTM	0	0						0	0	CANCELLED
19118	CAMELOT WOODS DRY-LINE SUBDIVISION CONNECTION	276	276						0	0	COMPLETED FY 01
39137	CARROLLWOOD SPRING BLVD WM INTERCONNECT	25	25						0	0	COMPLETED FY 99
19128	CARROLLWOOD SPRINGS RWTM	239	239						0	0	COMPLETED FY00
19127	CASEY ROAD RWTM	258	258						0	0	COMPLETED FY 00
19126	COUNTYWIDE WASTEWATER RETROFIT EXPANSION	2	2						0	0	CANCELLED
19125	COUNTYWIDE WW PUMP STATION'S TELEMETRY SYSTEM	115	115						0	0	
39126	CR 579 WATER MAIN INTERCONNECTS	217	217						0	0	COMPLETED FY 99
19014	DALE MABRY	78	78						0	0	COMPLETED FY 04
39139	EHRlich RD WATER MAIN INTERCONNECTS - B1	40	40						0	0	COMPLETED FY 99
19119	EMERALD CREEK DRY-LINE SUBDIVISION CONNECTION	159	159						0	0	COMPLETED FY 01
39158	FUTURE ACQUISITION OF WATER/WASTEWATER UTILITY SYSTEMS	6,701	6,701						0	0	
19641	GUNN HWY/VAN DYKE ROAD RWTM	18	18						0	0	COMPLETEDFY00
19641A	GUNN HWY/VAN DYKE ROAD RWTM	701	701						0	0	COMPLETEDFY00
19116	HAMMOCK WOODS UNIT II DRY-LINE SUBDIVISION CONNECTION	0	0						0	0	CANCELLED
19113	HC SCHOOLS RW TM EXTENSIONS	209	209						0	0	COMPLETED FY 00
19121	HERITAGE CREST DRY-LINE SUBDIVISION CONNECTION	18	18						0	0	COMPLETED FY 00
39156	HERSHEL HEIGHTS WATER FRANCHISE ACQUISITION	300	300						0	0	COMPLETED FY03
19120	HOLLINGTON OAKS DRY-LINE SUBDIVISION CONNECTION	2	2						0	0	COMPLETED FY98
19717	HUTCHINSON ROAD RWTM	0	0						0	0	CANCELLED
39129	LOWELL STREET WATER MAIN INTERCONNECT	0	0						0	0	CANCELLED
19123	MILLER RD WASTEWATER BOOSTER PUMP STATION	113	113						0	0	COMPLETED FY 04
39147	MULRENNAN ROAD WATER MAIN INTERCONNECTS	182	182						0	0	COMPLETED FY 01
39114	NEW FIRE HYDRANTS (APPROXIMATELY 50)	124	124						0	0	COMPLETED FY 00
39127	NEW HOPE WATER MAINS	274	274						0	0	COMPLETED FY 00
19109	NORTHDALE RWTM	0	0						0	0	CANCELLED
19013	NORTHLAKES RW PS IMPROVEMENTS	0	0						0	0	COMPLETED FY 06
10730	NORTHWEST AQUIFER	0	0						0	0	CANCELLED
19715	NORTHWEST ASR Ph II	43	43						0	0	CANCELLED
19600	NORTHWEST ASR Ph I-TEST WELL	369	369						0	0	COMPLETED FY 00
19600A	NORTHWEST ASR Ph I-TEST WELL	360	360						0	0	COMPLETED FY 00
19111	NORTHWEST COUNTY RECLAIMED WATER	0	0						0	0	CANCELLED
19642	NORTHWEST RWRf TO SOUTH MOBLEY INTERCONNECT	626	626						0	0	COMPLETED FY 01
20203	OAK UTILITIES LINE / PUMP STATION	1,169	1,169						0	0	COMPLETED FY 99
29002	OAK VIEW ESTATES WATER/WASTE WATER	0	0						0	0	CANCELLED
39146	OLD MEMORIAL HIGHWAY WATER MAIN EXTENSIONS	160	160						0	0	COMPLETED FY99

**COMMUNITY INVESTMENT TAX - PHASE I  
PROJECTS SUMMARY SCHEDULE  
(in thousands)**

PROJECT NUMBER	PROJECT TITLE	TOTAL EST COST	TOTAL PRIOR YRS	FY 07	FY 08	FY 09	FY 10	FY 11	TOTAL FY 07-FY 11	FUTURE	COMMENTS
19124	PINE STREET PARALLEL 6" FORCE MAIN	190	190						0	0	COMPLETED FY 01
39150	RACETRACK RD SOUTH MOBLEY RD POTABLE WM	833	833						0	0	COMPLETED FY02
19012	RAGG ROAD	1	1						0	0	COMPLETED FY05
39115	RETROFIT EXPANSIONS	0	0						0	0	CANCELLED
39128	ROSEMEADE LANE WATER MAIN INTERCONNECT	12	12						0	0	CANCELLED
39149	ROSIER, PAM AND KENMORE ST'S WM REPLACEMENTS	164	164						0	0	COMPLETED FY 01
19019	SEABOARD WASTEWATER FRANCHISE ACQUISITION	600	600						0	0	COMPLETED FY 05
39157	SEABOARD WATER FRANCHISE ACQUISITION	3,000	3,000						0	0	COMPLETED FY03
10717	SIMMONS RD RWTM	0	0						0	0	CANCELLED
19114	SOUTH COUNTY RW TM EXT. TO CARGIL (PH I)	2,536	2,536						0	0	COMPLETED FY05
19716	SOUTH MOBLEY RWTM TO GUNN HWY	35	35						0	0	CANCELLED FY 04
39148	ST CLOUD WATER MAIN INTERCONNECT AND EXTENSIONS	148	148						0	0	COMPLETED FY 01
10622	SUN COAST CORRIDOR RWTM	19	19						0	0	COMPLETED FY 05
19117	VALRICO AWT RE-RATE 4.0 TO 5.0 MGD	1,573	1,573						0	0	COMPLETED FY02
39113	VALRICO HILLS FRANCHISE PURCHASE AND WATER CONNECT	600	600						0	0	COMPLETED FY05
19122	VALRICO HILLS FRANCHISE PURCHASE AND WW CONNECTION	1,450	1,450						0	0	
39207	WIMAUMA WATER SYSTEM- PHASE I	964	964						0	0	COMPLETED FY 99
39208	WIMAUMA WATER SYSTEM-PHASE II	2,477	2,477						0	0	COMPLETED FY02
39112	WIMAUMA WATER SYSTEM-PHASE III	2,150	2,150						0	0	COMPLETED FY06
<b>TOTAL</b>		<b>30,565</b>	<b>30,565</b>	<b>0</b>	<b>0</b>	<b>0</b>	<b>0</b>	<b>0</b>	<b>0</b>	<b>0</b>	
<b>LIBRARIES</b>											
79122	BRANDON LIBRARY ADA RENOVATION	27	27						0	0	COMPLETED FY 98
79113	LUTZ LIBRARY ROOF REPL.	73	73						0	0	COMPLETED FY 98
79115	NORTH TAMPA LIBRARY A/C REPL.	12	12						0	0	COMPLETED FY 99
79123	PENINSULAR LIBRARY - ADA	0	0						0	0	PROJECT COMPLETED WITH GRANT FDS
79118	RIVERVIEW LIBRARY CARPET REPL.	22	22						0	0	COMPLETED FY 99
79119	RUSKIN LIBRARY CARPET REPL.	30	30						0	0	COMPLETED FY 99
79117	SEMINOLE LIBRARY ROOF REPL.	61	61						0	0	COMPLETED FY 00
79124	SOUTH REGIONAL LIBRARY	450	450						0	0	COMPLETED FY 06
79121	THONOTOSASSA LIBRARY - ADA	20	20						0	0	COMPLETED FY 98
79114	WESTGATE LIBRARY ROOF REPL.	135	135						0	0	COMPLETED FY 99
79120	WEST TAMPA LIBRARY RENOV.	604	604						0	0	COMPLETED FY 03
79112	WEST TAMPA LIBRARY REHAB.	0	0						0	0	CONSOLIDATED UNDER #79120
79116	YBOR LIBRARY IMPROVEMENTS	109	109						0	0	COMPLETED FY 00
70999	UNALLOCATED FUNDS LIBRARIES	64	64						0	0	
<b>TOTAL</b>		<b>1,607</b>	<b>1,607</b>	<b>0</b>	<b>0</b>	<b>0</b>	<b>0</b>	<b>0</b>	<b>0</b>	<b>0</b>	
<b>STORMWATER</b>											
49292	127TH & MARJORY AVE OUTFALL	91	91						0	0	FUNDING SOURCE MOVED
49235	130TH AVE & 131ST AVE STORMSEWERS	53	53						0	0	COMPLETED FY 97
49234	145TH AVE. OUTFALL & GARLAND CT DRAINAGE	360	360						0	0	CANCELLED
49290	15TH ST & 127TH AVE OUTFALL	347	347						0	0	COMPLETED FY 00
49275	1ST ST SW & 18TH AVE SW DRAINAGE	228	228						0	0	COMPLETED FY 01

**COMMUNITY INVESTMENT TAX - PHASE I  
PROJECTS SUMMARY SCHEDULE  
(in thousands)**

PROJECT NUMBER	PROJECT TITLE	TOTAL EST COST	TOTAL PRIOR YRS	FY 07	FY 08	FY 09	FY 10	FY 11	TOTAL FY 07-FY 11	FUTURE	COMMENTS
49291	56TH ST & PALM RIVER RD DRAINAGE	190	190						0	0	CANCELLED
49259	78TH ST & PALM RIVER RD. CULVERTS	27	27						0	0	COMPLETED FY 03
49272	ALLEGHENY DR CULVERTS	134	134						0	0	COMPLETED FY 00
49245	APOLLO BEACH RD DRAINAGE SYSTEM	11	11						0	0	COMPLETED FY 97
49200	APOLLO BEACH RD DRAINAGE-FLAMINGO RD	41	41						0	0	COMPLETED FY 01
49283	ARCHIE CREEK	833	833						0	0	COMPLETED FY 02
49284	BEARSS/DUCK POND STORMWATER COLLECTOR	0	0						0	0	COMPLETED FY 99
49269	BEL AIR AVE CULVERTS	164	164						0	0	COMPLETED FY 98
49267	BENTWOOD DR LAKE STRUCTURE	194	194						0	0	CANCELLED
49248	BLOOMINGDALE SECTION F UNDERDRAIN	226	226						0	0	CANCELLED
49257	BRAVES CT & TOMAHAWK TRIAL UNDERDRAIN	89	89						0	0	COMPLETED FY 01
49251	BROADWAY (CR 574) & WILLIAMS CULVERTS	114	114						0	0	COMPLETED FY 02
49270	BUNKER HILL CULVERTS	98	98						0	0	COMPLETED FY 03
49265	CALOOSA BLVD LAKE CONTROL STRUCTURES	149	149						0	0	CANCELLED
49246	CAMBRON RD UNDERDRAIN	67	67						0	0	COMPLETED FY 00
49262	CHELSEA ST DRAINAGE SYSTEM	73	73						0	0	CANCELLED
49287	CLAIR MEL CITY UNDERDRAIN	61	61						0	0	COMPLETED FY 98
49268	CLOISTER DR. CULVERTS	119	119						0	0	COMPLETED FY 01
49226	DEBUEL RD STORMSEWERS	4	4						0	0	COMPLETED FY 03
49230	DEERWOOD CR (WOODLANDS) UNDERDRAIN	78	78						0	0	COMPLETED FY 00
49285	DELANEY CREEK	67	67						0	0	COMPLETED FY 01
49274	DOMINO DR (FAIRMONT MHP) STORMSEWERS	288	288						0	0	COMPLETED FY 01
49277	DONNEYMOORE DR DRAINAGE SYSTEM	4	4						0	0	COMPLETED FY 01
49279	EAST LAKE BASIN	1	1						0	0	COMPLETED FY 00
49273	FORDHAM DR CULVERTS	0	0						0	0	CANCELLED
49288	GIBSONTON ON THE BAY DRAINAGE IMPROVEMENTS	450	450						0	0	CANCELLED
49239	GUNLOCK AVE STORMSEWER	193	193						0	0	COMPLETED FY 01
49232	HAYNES RD (EAST OF MOHR) DRAINAGE	6	6						0	0	COMPLETED FY 03
49240	HIMES AVE & KIRBY ST DRAINAGE	233	233						0	0	COMPLETED FY 01
49258	JERSEY AVE & ALPINE DR DRAINAGE	99	99						0	0	COMPLETED FY 01
49276	LAKE HILLS DR CULVERTS & OUTFALL	165	165						0	0	COMPLETED FY 97
49289	LANGSTON & 12TH AVE OUTFALL	254	254						0	0	COMPLETED FY 99
49249	LEONARD DRIVE CULVERTS	74	74						0	0	CANCELLED
49294	LUTZ-LAKE FERN ROAD DRAINAGE	99	99						0	0	COMPLETED FY 98
49233	MAY ST OUTFALL	53	53						0	0	COMPLETED FY 99
49255	MCINTOSH CR & WESTMORE DRAINAGE	69	69						0	0	COMPLETED FY 99
49237	MEMORIAL HWY (W. OF GEORGE) UNDERDRAIN	9	9						0	0	COMPLETED FY 99
49293	MORRIS BRIDGE RD (VERGES) DRAINAGE	65	65						0	0	COMPLETED FY 01
49271	N. PEBBLE BEACH LAKE CONTROL STRUCTURES	174	174						0	0	COMPLETED FY 97
49236	OAKVISTA UNDERDRAIN	44	44						0	0	COMPLETED FY 99
49241	OCCIDENT ST CULVERTS	222	222						0	0	COMPLETED FY 03
49260	ORIENT RD DRAINAGE	5	5						0	0	COMPLETED FY 99
49244	PALM RIVER/LIMETREE RD DRAINAGE	0	0						0	0	COMPLETED FY 01
49243	PARK DRIVE OUTFALL	122	122						0	0	COMPLETED FY 01

**COMMUNITY INVESTMENT TAX - PHASE I  
PROJECTS SUMMARY SCHEDULE  
(in thousands)**

PROJECT NUMBER	PROJECT TITLE	TOTAL EST COST	TOTAL PRIOR YRS	FY 07	FY 08	FY 09	FY 10	FY 11	TOTAL FY 07-FY 11	FUTURE	COMMENTS
49242	PAT ACRES SUBDIVISION DRAINAGE	0	0						0	0	CANCELLED
49264	PEBBLE BEACH BLVD LAKE CONTROL STRUCTURES	108	108						0	0	COMPLETED FY 01
49282	PEMBERTON CREEK	204	204						0	0	COMPLETED FY 02
49253	RIDEIN RD RIDEOUT RD CULVERTS	0	0						0	0	COMPLETED FY 03
49278	ROCKY/BRUSHY CREEK BASIN	138	138						0	0	CANCELLED
47246	SHADOW RUN IMPROVEMENTS	0	0						0	0	COMPLETED FY 03
49296	SMI LOWER SWEETWATER CRK-ROCKY CRK	639	639						0	0	CANCELLED
41042	SMI SWEETWATER CREEK	0	0						0	0	COMPLETED FY 98
49280	SMI SWEETWATER CREEK-HANLEY RD	107	107						0	0	COMPLETED FY 00
49286	STORMWATER PUMPING STATIONS	129	129						0	0	COMPLETED FY 03
49263	SUMMITVIEW DR DRAINAGE SYSTEM	53	53						0	0	COMPLETED FY 00
47269	SUN CITY AREA PHASE III	0	0						0	0	COMPLETED FY 03
49295	SUN LAKE SUBDIVISION UNDERDRAIN	0	0						0	0	COMPLETED FY 03
49261	SUNNYHILL DRAINAGE	0	0						0	0	COMPLETED FY 99
49254	TIDEWATER TRAIL CULVERTS	0	0						0	0	COMPLETED FY 03
47288	USF AREA PHASE I IMPROVEMENTS	0	0						0	0	COMPLETED FY 02
47289	USF AREA PHASE II S/W IMPROVEMENTS	0	0						0	0	COMPLETED FY 03
49266	VALLEY FORGE CULVERTS	267	267						0	0	COMPLETED FY 02
49238	WEST KNOX ST UNDERDRAIN	0	0						0	0	COMPLETED FY 98
49231	WILDER & SAM ALLEN DRAINAGE	14	14						0	0	COMPLETED FY 99
49228	WILLIAMS RD & CIRCLE S DRAINAGE	65	65						0	0	COMPLETED FY 99
49229	WILLIAMS RD (N OF I-4) CULVERTS	0	0						0	0	CANCELLED
47303	WILLIAMS RD LYNN TO LINEBAUGH	0	0						0	0	COMPLETED FY 01
49247	WINDEMERE & REINDEER RD DRAINAGE	270	270						0	0	CANCELLED
49256	WINDHORST & WINDSOR CT DRAINAGE	156	156						0	0	FUNDING SOURCE MOVED
49250	WINSTON PARK STORM SEWERS	864	864						0	0	FUNDING SOURCE MOVED
49252	WISHING WELL, PH I & II CULVERTS	57	57						0	0	FUNDING SOURCE MOVED
49227	YULE LN AND TUPELO CULVERTS	20	20						0	0	FUNDING SOURCE MOVED
	<b>TOTAL</b>	<b>9,537</b>	<b>9,537</b>	<b>0</b>	<b>0</b>	<b>0</b>	<b>0</b>	<b>0</b>	<b>0</b>	<b>0</b>	
	<b>TOTAL PLANNED EXPENDITURES</b>	<b>\$191,942</b>	<b>\$188,799</b>	<b>\$2,478</b>	<b>\$30</b>	<b>\$0</b>	<b>\$635</b>	<b>\$0</b>	<b>\$3,143</b>	<b>\$0</b>	
	REIMBURSEMENTS	48	48	0	0	0	0	0	0	0	
	RESERVE COURT FACILITIES 99 BONDS	1,565	1,565	0	0	0	0	0	0	0	
	RESERVE & ALLOWANCES	5,952	8,195	-1,578	-30	0	-635	0	-2,243	0	
	<b>TOTAL INITIAL 73 MONTH COMMUNITY INVESTMENT TAX PROGRAM</b>	<b>\$199,507</b>	<b>\$198,607</b>	<b>\$900</b>	<b>\$0</b>	<b>\$0</b>	<b>\$0</b>	<b>\$0</b>	<b>\$900</b>	<b>\$0</b>	

**COMMUNITY INVESTMENT TAX II  
SOURCES AND USES SUMMARY  
(in thousands)**

	ALL YEARS						TOTAL	TOTAL
	BUDGET FY 06(a)	FY 07	FY 08	FY 09	FY 10	FY 11	FY 07 - FY 11	CIT II
<b>SOURCES</b>								
Transfers from Sales Tax Fund	\$114,973	\$0	\$13,484	\$0	\$0	\$0	\$13,484	\$128,457
Transfers from Sales Tax Fd for Debt Svc.	41,458	54,128	3,627	0	0	0	57,755	\$99,213
Total Transfers	156,431	54,128	17,111	0	0	0	71,239	227,670
Debt Proceeds	273,082	(5,507)	0	0	0	0	(5,507)	267,575
Total Including Debt Proceeds	429,513	48,621	17,111	0	0	0	65,732	495,245
Miscellaneous	3,940	(482)	0	0	0	0	(482)	\$3,458
<b>Total Sources</b>	<b>\$433,453</b>	<b>\$48,139</b>	<b>\$17,111</b>	<b>\$0</b>	<b>\$0</b>	<b>\$0</b>	<b>\$65,250</b>	<b>\$498,702</b>
<b>USES</b>								
Fire Services	\$9,096	\$1,650	\$1,600	\$0	\$0	\$0	\$3,250	12,346
Govt. Facilities	127,597	3,241	1,380	0	0	0	4,621	132,218
Library Facilities	9,434	0	712	0	0	0	712	10,146
Parks	27,200	1,450	550	0	0	0	2,000	29,200
Transportation	191,671	12,389	7,650	0	0	0	20,039	211,710
Utilities	6,600	2,100	500	0	0	0	2,600	9,200
Subtotal	371,597	20,830	12,392	0	0	0	33,222	404,820
Debt Service: (b)								
Short Term	11,585	11,426	0	0	0	0	11,426	23,011
Jail	13,478	3,512	1,169	0	0	0	4,681	18,159
Stormwater	9,795	3,454	1,166	0	0	0	4,621	14,415
Transportation	9,375	3,854	1,291	0	0	0	5,145	14,520
Reserves	17,623	5,063	1,092	0	0	0	6,155	23,777
<b>Total Uses</b>	<b>\$433,453</b>	<b>\$48,139</b>	<b>\$17,111</b>	<b>\$0</b>	<b>\$0</b>	<b>\$0</b>	<b>\$65,250</b>	<b>\$498,702</b>

(a) As of 08/31/06

(b) FY 08 reflects 4 months of debt service only.

**COMMUNITY INVESTMENT TAX - PHASE II  
PROJECTS SUMMARY SCHEDULE**

(in thousands)

PROJECT NUMBER	PROJECT TITLE	PROJECT COST	TOTAL	FY 07	FY 08	FY 09	FY 10	FY 11	TOTAL	FUTURE	COMMENTS
			PRIOR YRS						FY 07 - FY 11		
<b>GOVERNMENT FACILITIES PROGRAM</b>											
C79021	ANIMAL SVCS. ADOPT., ADMIN & OPS. IMPR.	\$2,112	\$2,112	\$0	\$0	\$0	\$0	\$0	\$0	\$0	
C70900	ANIMAL SERVICES INV. KENNEL EXERCISE YARD	1,518	0	138	1,380	0	0	0	1,518	0	
C79135	BRANDON - REGIONAL SERVICE CENTER	5,480	4,841	639	0	0	0	0	639	0	
C79057	CONTINUITY OF COUNTY GOVT. PHASE II	2,174	0	293	0	0	0	0	293	1,881	
C79134	COOPERATIVE EXT SVC AUDITORIUM	667	667	0	0	0	0	0	0	0	COMPLETED FY 06
C70121	COURT COMPLEX	22,717	22,717	0	0	0	0	0	0	0	
C70058	FALKENBURG RD. JAIL EXPANSION PH VI	46,483	44,504	1,979	0	0	0	0	1,979	0	
C79130	LOWRY PARK ZOO	3,760	3,760	0	0	0	0	0	0	0	COMPLETED FY 05
C79026	MAIN COURTHOUSE PH2	656	656	0	0	0	0	0	0	0	
C89315	MOSI EXPANSION CHILDREN'S SCIENCE CNTR	9,337	9,337	0	0	0	0	0	0	0	COMPLETED FY 05
C92206	NEW MEDICAL EXAMINER FACILITY	9,600	9,600	0	0	0	0	0	0	0	
C79136	PLANT CTY REG SVC CTR/COURTHOUSE	4,200	4,200	0	0	0	0	0	0	0	
C70000	PUBLIC ART - VARIOUS	369	369	0	0	0	0	0	0	0	
C79139	RIVERVIEW TERRACE SENIOR CENTER	1,789	1,597	192	0	0	0	0	192	0	
C70002	SOUTH COUNTY SERVICE CENTER	4,200	4,200	0	0	0	0	0	0	0	COMPLETED FY 05
C79137	TAMPA BAY HISTORY CENTER	17,000	17,000	0	0	0	0	0	0	0	
C79131	TEMPLE TERRACE COMMUNITY CTR	500	500	0	0	0	0	0	0	0	COMPLETED FY 05
C79138	TOWN N' COUNTRY SENIOR CENTER	1,536	1,536	0	0	0	0	0	0	0	
TOTAL		134,099	127,597	3,241	1,380	0	0	0	4,621	1,881	
<b>FIRE SERVICES PROGRAM</b>											
C79140	COUNTRY PLACE FIRE STATION	2,746	2,696	50	0	0	0	0	50	0	
C91142	FIRE HYDRANT INSTALLATION	960	640	160	160	0	0	0	320	0	
C79020	FIRE RESCUE EQUIPMENT REPLACEMENTS	8,640	5,760	1,440	1,440	0	0	0	2,880	0	
TOTAL		12,346	9,096	1,650	1,600	0	0	0	3,250	0	
<b>LIBRARY SERVICES PROGRAM</b>											
C79128	LUTZ LIBRARY EXPANSION	576	576	0	0	0	0	0	0	0	COMPLETED FY 04
C79002	NORTH TAMPA LIBRARY BRANCH EXPANSION	801	89	0	712	0	0	0	712	0	
C79124	SOUTH COUNTY REGIONAL LIBRARY	7,893	7,893	0	0	0	0	0	0	0	COMPLETED FY 06
C79127	WESTGATE REGIONAL LIBRARY	876	876	0	0	0	0	0	0	0	
TOTAL		10,146	9,434	0	712	0	0	0	712	0	

**COMMUNITY INVESTMENT TAX - PHASE II  
PROJECTS SUMMARY SCHEDULE**

(in thousands)

PROJECT NUMBER	PROJECT TITLE	PROJECT COST	TOTAL PRIOR YRS	FY 07	FY 08	FY 09	FY 10	FY 11	TOTAL FY 07 - FY 11	FUTURE	COMMENTS
<b>PARKS PROGRAM</b>											
C89301	ALL PEOPLES CENTER MULTI-PURPOSE GYMNASIUM CONST. PH 1	4,950	4,950	0	0	0	0	0	0	0	
C80198	BRANCHTON AREA PK ADDITN'L LAND ACQ	1,503	1,503	0	0	0	0	0	0	0	COMPLETED FY06
C89302	CARROLLWOOD VILLAGE COMMUNITY/RECREATION CTR	5,222	5,222	0	0	0	0	0	0	0	
C89309	LIGHTING PROJ FOR RECREATION COMPLEXES	1,485	1,485	0	0	0	0	0	0	0	
C89311	LUTZ/OSCAR COOLER FOOTBALL PRACTICE FLD	500	0	500	0	0	0	0	500	0	
C89312	MANGO PARK IMPROVEMENTS	750	0	750	0	0	0	0	750	0	
C89303	NORTHDALE COMMUNITY CENTER	1,851	1,851	0	0	0	0	0	0	0	COMPLETED FY06
C89001	NORTHDALE-LAKE PARK GREENWAY TRAIL	744	744	0	0	0	0	0	0	0	
C89310	NORTHEAST ATHLETIC COMPLEX LAND ACQU	1,473	1,473	0	0	0	0	0	0	0	COMPLETED FY06
C89304	PUBLIC ACCESS TO VARIOUS ELAPP SITES	267	267	0	0	0	0	0	0	0	COMPLETED FY06
C89306	SUMMERFIELD SOCCER/FOOTBALL COMPLEX	2,934	2,934	0	0	0	0	0	0	0	
C89313	TEMPLE TERRACE BY PASS CANAL LAND ACQU	0	0	0	0	0	0	0	0	0	CANCELED
C89314	TOWN N COUNTRY/SHIMBERG SOCCER FIELD EXP	750	0	200	550	0	0	0	750	0	
C89305	TOWN N'COUNTRY COMMUNITY CENTER	2,307	2,307	0	0	0	0	0	0	0	COMPLETED FY03
C89096	UPPER TAMPA BAY TRAIL PH II	2,642	2,642	0	0	0	0	0	0	0	COMPLETED FY06
C89096A	UPPER TAMPA BAY TRAIL PH --TEE23116	200	200	0	0	0	0	0	0	0	COMPLETED FY06
C80647	UPPER TAMPA BAY TRAIL PH III	81	81	0	0	0	0	0	0	0	COMPLETED FY 04
C89002	UPPER TAMPA BAY TRAIL-PHASE IV	249	249	0	0	0	0	0	0	0	
C80643	UPPER TPA BAY TRAIL PH I	225	225	0	0	0	0	0	0	0	COMPLETED FY 04
C89307	WILLIAM OWENS PASS PARK	1,066	1,066	0	0	0	0	0	0	0	
<b>TOTAL</b>		<b>29,200</b>	<b>27,200</b>	<b>1,450</b>	<b>550</b>	<b>0</b>	<b>0</b>	<b>0</b>	<b>2,000</b>	<b>0</b>	
<b>UTILITIES PROGRAM</b>											
C39153	CARROLLWOOD WATER FRANCHISE ACQUISITION	3,100	3,100	0	0	0	0	0	0	0	COMPLETED FY 04
C39158	FUTURE ACQUISITION OF WATER/WW UTILITY SYS	5,244	2,644	2,100	500	0	0	0	2,600	0	
C39154	LAKE GRADY WATER SYSTEM	856	856	0	0	0	0	0	0	0	COMPLETED FY 04
<b>TOTAL</b>		<b>9,200</b>	<b>6,600</b>	<b>2,100</b>	<b>500</b>	<b>0</b>	<b>0</b>	<b>0</b>	<b>2,600</b>	<b>0</b>	
<b>TRANSPORTATION PROGRAM</b>											
Roads:											
C61147	22ND STREET MAIN STREET COMMUNITY PROJ	11,700	11,700	0	0	0	0	0	0	0	
C61297	40TH ST (HILLSB-BUSCH) CNTY MATCH	1,600	1,600	0	0	0	0	0	0	0	
C69112	BELL SHOALS RD (BLOOMINGDALE-BOYETTE)	3,625	3,625	0	0	0	0	0	0	0	
C69104	BOYETTE RD (US301 - BELL SHOALS)	8,825	8,825	0	0	0	0	0	0	0	COMPLETED FY 05
C69123	BOYETTE RD CONSTRUCTION (BALM RVRVIEW-DONNEymoOR)	9,100	9,100	0	0	0	0	0	0	0	
C69124	BOYETTE RD CONSTRUCTION (DONNEymoOR-BELL SHOALS)	2,300	2,300	0	0	0	0	0	0	0	

**COMMUNITY INVESTMENT TAX - PHASE II**  
**PROJECTS SUMMARY SCHEDULE**  
(in thousands)

PROJECT NUMBER	PROJECT TITLE	PROJECT COST	TOTAL PRIOR YRS	FY 07	FY 08	FY 09	FY 10	FY 11	TOTAL FY 07 - FY 11	FUTURE	COMMENTS
C69122	BOYETTE RD CONSTRUCTION (US301 - BALM RVRVIEW)	4,382	4,382	0	0	0	0	0	0	0	COMPLETED FY 06
C69105	BRANDON MAIN STREET PROJECT - PAULS DR	5,327	5,327	0	0	0	0	0	0	0	
C61044	BRUCE B.DOWNS PH I (I-75 - REGENTS PARK)	14,000	12,500	0	1,500	0	0	0	1,500	0	
C69116	CITRUS PARK COMM PLAN GUNN & EHRLICH	1,000	1,000	0	0	0	0	0	0	0	
C69113	LUMSDEN RD (PROVIDENCE - PAULS DR)	1,416	1,416	0	0	0	0	0	0	0	
Various	NEIGHBORHOOD TRAFFIC CALMING (CIT)	4,792	3,192	800	800	0	0	0	1,600	0	
C69111	PARSONS AVE (SR 60 - OAKFIELD)	1,500	1,500	0	0	0	0	0	0	0	COMPLETED FY 04
C69041	PAVEMENT TREATMENT PROGRAM FY 04	3,495	3,495	0	0	0	0	0	0	0	COMPLETED FY 04
C69042	PAVEMENT TREATMENT PROGRAM FY 05	2,550	2,550	0	0	0	0	0	0	0	COMPLETED FY 05
C69043	PAVEMENT TREATMENT PROGRAM FY 06	3,032	3,032	0	0	0	0	0	0	0	
C69044	PAVEMENT TREATMENT PROGRAM FY 07	3,500	0	3,500	0	0	0	0	3,500	0	
C69045	PAVEMENT TREATMENT PROGRAM FY 08	1,650	0	0	1,650	0	0	0	1,650	0	
C69110	RACE TRACK RD (HILLSBOROUGH - S MOBLEY)	15,000	15,000	0	0	0	0	0	0	0	COMPLETED FY 06
C69119	RACE TRACK RD CONSTRUCTION (CNTRYWAY-S. MOBLEY)	14,662	14,662	0	0	0	0	0	0	0	
C69118	RACE TRACK RD CONSTRUCTION (DOUGLAS-LINEBAUGH)	6,505	4,405	2,100	0	0	0	0	2,100	0	
C69121	RACE TRACK RD CONSTRUCTION (HILLS-DOUGLAS)	3,161	661	0	2,500	0	0	0	2,500	0	
C69120	RACE TRACK RD CONSTRUCTION (LINEBAUGH-CNTRYWAY)	9,405	9,405	0	0	0	0	0	0	0	
C69040	ROAD RESURFACING FY 03	1,723	1,723	0	0	0	0	0	0	0	COMPLETED FY 03
C61029	SLIGH AVE EXTENSION/VANDENBURG AIRPORT	28	28	0	0	0	0	0	0	0	CANCELLED FY 05
C61029A	SLIGH AVE EXTENSION/VANDENBURG AIRPORT -- TEE23114	492	492	0	0	0	0	0	0	0	
C69117	TWN N CNTRY COMM PLAN PAULA/AMBASSADOR	3,100	3,100	0	0	0	0	0	0	0	
	Subtotal	137,870	125,020	6,400	6,450	0	0	0	12,850	0	
	Bridges:										
C69221	BENJAMIN RD OVER SWEETWATER CK BRDGE	1,021	1,021	0	0	0	0	0	0	0	
C69220	CARRUTHERS RD OVER TURKEY CREEK	302	302	0	0	0	0	0	0	0	
C69200	CIT ALLOC PROJECT FUNDS BRIDGES	129	129	0	0	0	0	0	0	0	
C69206	CR 579 OVER LITTLE MANATEE RIVER	303	303	0	0	0	0	0	0	0	
C69205	CR 579 OVER LTL MANATEE RIVER/S.FORK	337	337	0	0	0	0	0	0	0	
C69204	CR 672 OVER HURRAH CREEK	348	348	0	0	0	0	0	0	0	CANCELLED
C69217	DURANT RD OVER BRANCH OF TURKEY CREEK	416	416	0	0	0	0	0	0	0	
C69215	EAST BAY ROAD OVER BULLFROG CREEK	2,184	2,184	0	0	0	0	0	0	0	COMPLETED FY 05
C69218	EAST KEYSVILLE RD OVER WEST BRANCH	400	400	0	0	0	0	0	0	0	CANCELLED
C69209	EAST SLIGH OVER ABANDONED CSX ROW	1,960	1,960	0	0	0	0	0	0	0	
C69222	FAIRWAY BLVD. OVER FLAMINGO CANAL BRDGE	1,369	1,369	0	0	0	0	0	0	0	
C69216	GRANGE HALL LOOP OVER LTL MANATEE RIVER	391	391	0	0	0	0	0	0	0	
C69210	HUDSON LN OVER SWEETWATER CREEK	99	99	0	0	0	0	0	0	0	CANCELLED
C69219	JAMESON RD OVER ALAFIA RIVER/S.PRONG	85	85	0	0	0	0	0	0	0	CANCELLED

**COMMUNITY INVESTMENT TAX - PHASE II  
PROJECTS SUMMARY SCHEDULE**

(in thousands)

PROJECT NUMBER	PROJECT TITLE	PROJECT COST	TOTAL PRIOR YRS	FY 07	FY 08	FY 09	FY 10	FY 11	TOTAL FY 07 - FY 11	FUTURE	COMMENTS
C69207	KNIGHTS GRIFFIN RD OVER FLINT CREEK	2,065	2,065	0	0	0	0	0	0	0	
C69201	LITHIA PINECREST OVER ALAFIA RIV/S.PRONG	463	463	0	0	0	0	0	0	0	
C69212	MEMORIAL HWY OVER DICK CREEK	2,512	2,512	0	0	0	0	0	0	0	
C69208	OLD BIG BEND OVER BULLFROG CREEK	96	96	0	0	0	0	0	0	0	CANCELLED
C69213	RACE TRACK RD OVER DOUBLE BRANCH CREEK	2	2	0	0	0	0	0	0	0	CANCELLED
C69203	SOUTH CR 39 OVER ALAFIA RIVER	3,858	3,809	49	0	0	0	0	49	0	
C69202	SOUTH CR 39 OVER LTL MANATEE RIVER	2,660	2,660	0	0	0	0	0	0	0	
C69214	SYMMES RD OVER BULLFROG CREEK	2,158	2,158	0	0	0	0	0	0	0	COMPLETED FY 05
C69211	WEBB RD OVER SWEETWATER CREEK/CHANNEL G	1,823	1,823	0	0	0	0	0	0	0	COMPLETED FY 05
	Subtotal	24,979	24,930	49	0	0	0	0	49	0	
<b>Intersections:</b>											
C69345	131ST AVE./HOLLY ROAD/BRUCE B. DOWNS INTERS.	1,735	1,735	0	0	0	0	0	0	0	
C69356	ADAMO DR E/FALKENBURG ROAD	1,038	1,038	0	0	0	0	0	0	0	
C69348	BALM RIVERVIEW RD / RHODINE INTERSECTION	39	39	0	0	0	0	0	0	0	CANCELLED
C69319	BENJAMIN RD & WATERS AVE INTERSECTION	1,959	1,959	0	0	0	0	0	0	0	COMPLETED FY 06
C69349	BIG BEND AND US 41 INTERSECTION	26	26	0	0	0	0	0	0	0	CANCELLED
C69300	CIT ALLOCATED FUNDS - INTERSECTIONS	0	0	0	0	0	0	0	0	0	
C69358	CITRUS PARK DRIVE AND COUNTRYWAY INTERSECTION	1,600	1,600	0	0	0	0	0	0	0	
C63000	CRITICAL ACCIDENT MITIGATION - INTERSECTIONS	381	381	0	0	0	0	0	0	0	
C69350	FLETCHER AVE./HIDDEN RIVER/M. BRDGE INT.	84	84	0	0	0	0	0	0	0	CANCELLED
C69351	HANLEY RD & WATERS AVE	4,340	4,340	0	0	0	0	0	0	0	
C69317	HESPERIDES ST & SLIGH AVE INTERSECTION	160	160	0	0	0	0	0	0	0	
C69352	LAKE CARROLL WAY/SR 597 (D. MABRY) INT.	66	66	0	0	0	0	0	0	0	CANCELLED
C69357	LAKESHORE & VAN DYKE INTER. PHASE II	93	93	0	0	0	0	0	0	0	
C69318	LAKESHORE RD & VAN DYKE INTERSECTION	100	100	0	0	0	0	0	0	0	COMPLETED FY 04
	Subtotal	11,620	11,620	0	0	0	0	0	0	0	
<b>Sidewalks:</b>											
C69502	CIT PHASE II SIDEWALKS FY 03	325	325	0	0	0	0	0	0	0	COMPLETED FY 03
Various	SIDEWALK RETROFIT CONSTRUCTION	7,983	4,083	2,700	1,200	0	0	0	3,900	0	
C69421	TRANSPORTATION PRIORITY SIDEWALKS	2,717	2,717	0	0	0	0	0	0	0	COMPLETED FY 06
	Subtotal	11,025	7,125	2,700	1,200	0	0	0	3,900	0	
<b>Other:</b>											
C69115	ADVANCED ROW ACQUISITION	14,206	11,206	3,000	0	0	0	0	3,000	0	
C69340	CHANNELIZATION OF TRAFFIC CIT FY 03	240	240	0	0	0	0	0	0	0	COMPLETED FY 03
C69341	CHANNELIZATION OF TRAFFIC CIT FY 04	240	240	0	0	0	0	0	0	0	COMPLETED FY 04

**COMMUNITY INVESTMENT TAX - PHASE II  
PROJECTS SUMMARY SCHEDULE**

(in thousands)

PROJECT NUMBER	PROJECT TITLE	PROJECT COST	TOTAL	FY 07	FY 08	FY 09	FY 10	FY 11	TOTAL	FUTURE	COMMENTS
			PRIOR YRS						FY 07 - FY 11		
C69342	CHANNELIZATION OF TRAFFIC CIT FY 05	240	240	0	0	0	0	0	0	0	COMPLETED FY 04
C69343	CHANNELIZATION OF TRAFFIC CIT FY 06	256	256	0	0	0	0	0	0	0	
C69344	CHANNELIZATION OF TRAFFIC CIT FY 07	240	0	240	0	0	0	0	240	0	
C69109	INTELL TRANSP SYST DEVICE DEPLOYMENT	600	600	0	0	0	0	0	0	0	
C69108	INTELLIGENT TRANSPORT SYSTEM STUDIES	1,900	1,900	0	0	0	0	0	0	0	
C69107	TRAFFIC MANAGEMENT CENTER	7,500	7,500	0	0	0	0	0	0	0	
C69114	TRANSPORTATION CORRIDOR STUDY (CIT)	794	794	0	0	0	0	0	0	0	
	Subtotal	26,216	22,976	3,240	0	0	0	0	3,240	0	
	<b>TOTAL</b>	<b>211,710</b>	<b>191,671</b>	<b>12,389</b>	<b>7,650</b>	<b>0</b>	<b>0</b>	<b>0</b>	<b>20,039</b>	<b>0</b>	
	<b>DEBT SERVICE</b>										
	Short Term	23,011	11,585	11,426	0	0	0	0	11,426	0	
	Long Term:										
	Jail	18,159	13,478	3,512	1,169	0	0	0	4,681	0	
	Stormwater	14,415	9,795	3,454	1,166				4,621	0	
	Transportation	14,520	9,375	3,854	1,291	0	0	0	5,145	0	
	<b>TOTAL PLANNED EXPENDITURES</b>	<b>\$476,806</b>	<b>\$415,830</b>	<b>\$43,076</b>	<b>\$16,019</b>	<b>\$0</b>	<b>\$0</b>	<b>\$0</b>	<b>\$59,095</b>	<b>\$1,881</b>	
	<b>RESERVES:</b>										
	COST ESCALATION	8,007	8,007	0	0	0	0	0	0	0	
	RESERVE STORMWATER DEBT SVC.	0	0	0	0	0	0	0	0	0	
	RESERVE & ALLOWANCES	15,769	9,616	5,063	1,092	0	0	0	6,155	0	
	<b>TOTAL COMMUNITY INVESTMENT TAX PROGRAM PHASE II</b>	<b>\$500,583</b>	<b>\$433,453</b>	<b>\$48,139</b>	<b>\$17,111</b>	<b>\$0</b>	<b>\$0</b>	<b>\$0</b>	<b>\$65,250</b>	<b>\$1,881</b>	

**COMMUNITY INVESTMENT TAX - PHASE III**  
**SOURCES AND USES SUMMARY**  
(in thousands)

	ALL YEARS						TOTAL	Future (c)	TOTAL
	BUDGET FY 06 (a)	FY 07	FY 08	FY 09	FY 10	FY 11	FY 07 - FY 11		CIT III
<b>SOURCES</b>									
Transfers from Sales Tax Fund	\$0	\$0	\$26,967	\$44,130	\$48,020	\$52,185	\$171,302	\$333,245	\$504,547
Transfers from Sales Tax Fd. For Debt Service	0	0	7,254	10,896	10,914	10,927	39,991	54,873	94,864
Total Transfers	0	0	34,221	55,026	58,934	63,112	211,293	388,118	599,411
Debt Proceeds	46,459	92,673	122,503	15,372	-3,015	-17,664	209,869	-256,328	0
Total Including Debt Proceeds	46,459	92,673	156,724	70,398	55,919	45,448	421,162	131,790	599,411
Contributions	1,500	50	0	0	0	0	50	0	1,550
<b>Total Sources</b>	<b>\$47,959</b>	<b>\$92,723</b>	<b>\$156,724</b>	<b>\$70,398</b>	<b>\$55,919</b>	<b>\$45,448</b>	<b>\$421,212</b>	<b>\$131,790</b>	<b>\$600,961</b>

<b>USES</b>									
Govt. Facilities	\$4,625	\$32,100	\$47,755	\$2,533	\$60	\$0	\$82,448	\$0	\$87,073
Parks	15,269	4,176	887	492	2,063	1,681	9,299	0	24,568
Stormwater	0	1,351	5,977	9,688	18,478	13,636	49,130	15,870	65,000
Transportation	21,500	51,014	86,689	38,789	16,404	11,204	204,100	0	225,600
Water	6,500	0	0	0	0	0	0	0	6,500
Subtotal	47,894	88,641	141,308	51,502	37,005	26,521	344,977	15,870	408,741
Debt Service: (b)									
Jail	0	0	2,338	3,514	3,512	3,513	12,877	17,550	30,427
Stormwater	0	0	2,333	3,500	3,508	3,513	12,854	17,655	30,510
Transportation	0	0	2,583	3,882	3,893	3,901	14,259	19,667	33,926
Reserves	65	4,082	8,162	8,000	8,000	8,000	36,244	61,047	97,356
<b>Total Uses</b>	<b>\$47,959</b>	<b>\$92,723</b>	<b>\$156,724</b>	<b>\$70,398</b>	<b>\$55,919</b>	<b>\$45,448</b>	<b>\$421,212</b>	<b>\$131,790</b>	<b>\$600,961</b>

(a) As of 08/31/06

(b) FY 08 reflects 8 months of debt service only.

(c) FY 12 - FY16

**COMMUNITY INVESTMENT TAX - PHASE III  
PROJECTS SUMMARY SCHEDULE**

PROJECT NUMBER	PROJECT TITLE	TOTAL EST COST	TOTAL PRIOR YRS	FY 07	FY 08	FY 09	FY 10	FY 11	TOTAL FY 07-FY 11	FUTURE	COMMENTS
<b>GOVERNMENT FACILITIES PROGRAM</b>											
C77721	CHILDREN'S SERVICES CAMPUS ENHANCEMENTS	\$4,000	\$0	\$350	\$3,020	\$620	\$10	\$0	\$4,000		
C70058	FALKENBURG RD JAIL EXPANSION PH VI	31,700	0	31,700	0	0	0	\$0	31,700	0	
C79143	FALKENBURG RD JAIL EXPANSION PH VII	34,300	2,625	50	30,550	1,050	25	0	31,675	0	
C79142	LOWRY PARK ZOO CAPITAL CONTR	3,823	2,000	0	1,823	0	0	0	1,823	\$0	
C79136	PLANT CITY COURTHOUSE	11,800	0	0	11,800	0	0	0	11,800	0	
C79145	STATE ATTORNEY'S BRIDGE	1,000	0	0	112	863	25	0	1,000	0	
C79144	USF GENERATOR	450	0	0	450	0	0	0	450	0	
<b>TOTAL</b>		<b>\$87,073</b>	<b>\$4,625</b>	<b>\$32,100</b>	<b>\$47,755</b>	<b>\$2,533</b>	<b>\$60</b>	<b>\$0</b>	<b>\$82,448</b>	<b>\$0</b>	
<b>PARKS</b>											
C80325	APOLLO BEACH NATURE PARK RESTROOMS	\$100	\$0	\$100	\$0	\$0	\$0	\$0	\$100	\$0	
C80327	CARROLLWOOD CULTURAL CNTR LAND ACQ	920	920	0	0	0	0	0	0	0	COMPLETED FY 06
C80328	CARROLLWOOD WWTP SURPLUS LAND ACQ	450	450	0	0	0	0	0	0	0	
C89107	FISH HAWK SPORTS COMPLEX CONST	5,350	5,350	0	0	0	0	0	0	0	
C80314	FLATWOODS PARK CAMPGROUND IMP	275	275	0	0	0	0	0	0	0	
C80172	JACKSON SPRGS PK RENOV/ADA COMPLIANCE	280	280	0	0	0	0	0	0	0	
C80173	KENLY PARK RENOV/ADA COMPLIANCE	275	275	0	0	0	0	0	0	0	
C80326	NW RECREATION CORRIDOR MAINT BLDG	335	335	0	0	0	0	0	0	0	
C89098	OLD FORT KING TRAIL	102	102	0	0	0	0	0	0	0	COMPLETED FY 06
C80315	OSCAR COOLER SOCCER COMPLEX CONST	3,703	452	3,251	0	0	0	0	3,251	0	
C80330	S COUNTY RECREATIONAL CORRIDOR PLAN	200	200	0	0	0	0	0	0	0	
C89003	SOUTH COAST GREENWAY PH I PD&E/CONST	2,487	0	75	300	39	1,998	75	2,487	0	
C89004	SOUTH COAST GREENWAY PH III PD&E/CONST	2,237	0	0	113	453	65	1,606	2,237	0	
C80317	SPRINGHEAD COMMUNITY CNTR ADDITION	750	0	750	0	0	0	0	750	0	
C80329	TOWN N' COUNTRY GREENWAY CONNECTION	574	100	0	474	0	0	0	474	0	
C80647	UPPER TAMPA BAY TRAIL PH III	27	27	0	0	0	0	0	0	0	COMPLETED FY 06
C80333	UTBT CHANNEL PRK TRLHEAD ADD STORAGE	276	276	0	0	0	0	0	0	0	
C80313	VETERANS MEMORIAL PRK ADD LAND ACQ	285	285	0	0	0	0	0	0	0	
C80323	WATERSET SPORTS COMPLEX LAND ACQ	2,900	2,900	0	0	0	0	0	0	0	COMPLETED FY 06
C80324	WATERSET SPORTS COMPLEX PD&E	596	596	0	0	0	0	0	0	0	
C89307	WILLIAM OWENS PASS PARK	2,446	2,446	0	0	0	0	0	0	0	
<b>TOTAL</b>		<b>\$24,568</b>	<b>\$15,269</b>	<b>\$4,176</b>	<b>\$887</b>	<b>\$492</b>	<b>\$2,063</b>	<b>\$1,681</b>	<b>\$9,299</b>	<b>\$0</b>	
<b>UTILITIES</b>											
C31958	CAUSEWAY BLVD JPA-WATER/SEWER LINE EXT	\$6,500	\$6,500	\$0	\$0	\$0	\$0	\$0	\$0	\$0	
<b>STORMWATER</b>											
C49999	ALLOCATED FUNDS - STORMWATER	\$65,000	\$0	\$1,351	\$5,977	\$9,688,128	\$18,477,685	\$13,635,908	\$49,130	\$15,870	

**COMMUNITY INVESTMENT TAX - PHASE III  
PROJECTS SUMMARY SCHEDULE**

PROJECT NUMBER	PROJECT TITLE	TOTAL EST COST	TOTAL PRIOR YRS	FY 07	FY 08	FY 09	FY 10	FY 11	TOTAL FY 07-FY 11	FUTURE	COMMENTS
<b>TRANSPORTATION</b>											
C61297	40TH ST (HILLSBOROUGH-BUSCH) COUNTY MATCH	\$2,700	\$2,700	\$0	\$0	\$0	\$0	\$0	\$0	\$0	
C69221	BENJAMIN RD OVER SWEETWATER CREEK BRDG	146	146	0	0	0	0	0	0	0	
C61023	BICYCLE LANES COUNTY RURAL ROADS FY 07	300	0	300	0	0	0	0	300	0	
C61034	BICYCLE LANES COUNTY RURAL ROADS FY 08	300	0	0	300	0	0	0	300	0	
C61035	BICYCLE LANES COUNTY RURAL ROADS	900	0	0	0	700	200	0	900	0	
C69104	BOYETTE ROAD (US 301 - BELL SHOALS)	5,000	0	5,000	0	0	0	0	5,000	0	
C69124	BOYETTE ROAD PHASE III (DONEYMOOR - BELL SHOALS)	13,250	0	0	13,250	0	0	0	13,250	0	
C61043	BRUCE B. DOWNS (PEBBLE CREEK DR S. TO PASCO COUNTY LINE)	800	0	0	800	0	0	0	800	0	
C61044	BRUCE B. DOWNS (PALM SPRINGS - PEBBLE CREEK DR. SOUTH)	41,100	0	0	41,100	0	0	0	41,100	0	
C61045	BRUCE B. DOWNS (BEARSS AVE - PALM SPRINGS)	6,700	0	6,700	0	0	0	0	6,700	0	
C69217	DURANT RD @ BRANCH OF TURKEY CREEK BRIDGE	835	835	0	0	0	0	0	0	0	
C69344	CHANNELIZATION OF TRAFFIC FY 07	500	0	500	0	0	0	0	500	0	
C69354	CHANNELIZATION OF TRAFFIC FY 08	500	0	0	500	0	0	0	500	0	
C69355	CHANNELIZATION OF TRAFFIC	1,000	0	0	0	500	500	0	1,000	0	
C61134	CITRUS PARK DRIVE EXTENSION	10,000	0	3,000	75	6,825	100	0	10,000	0	
C69225	COLUMBUS DRIVE AT HILLSBOROUGH RIVER BRIDGE REHAB	8,650	0	1,875	0	6,775	0	0	8,650	0	
C61057	COLUMBUS DRIVE EXTENSION	8,500	0	1,000	7,500	0	0	0	8,500	0	
C69200	COMMUNITY INVESTMENT TAX BRIDGE PROGRAM ALLOCATION	857	857	0	0	0	0	0	0	0	
C63000	CRITICAL ACCIDENT MITIGATION	26,000	0	6,000	5,000	5,000	5,000	5,000	26,000	0	
C69209	EAST SLIGH OVER ABANDONED CSX RIGHT OF WAY BRIDGE	401	401	0	0	0	0	0	0	0	
C69222	FAIRWAY BLVD OVER FLAMINGO CANAL BRIDGE	10	10	0	0	0	0	0	0	0	
C69127	GORNTO LAKE ROAD EXTENSION	12,600	1,500	1,450	5,400	0	4,250	0	11,100	0	
C69106	GUNN HIGHWAY (EHRlich - SOUTH MOBLEY)	1,600	0	1,600	0	0	0	0	1,600	0	
C63948	FLETCHER AVE & MAGNOLIA DRIVE INTERSECTION	1,050	1,050	0	0	0	0	0	0	0	
C63081	LINEBAUGH AVE W. AND WILSKY ROAD INTERSECTION	150	150	0	0	0	0	0	0	0	
C69207	KNIGHTS GRIFFIN ROAD OVER FLINT CREEK BRIDGE	756	756	0	0	0	0	0	0	0	
C69125	LITHIA PINECREST IMPROVEMENTS(SR 60 TO HWY 39)	2,500	2,500	0	0	0	0	0	0	0	
C69223	LITTLE MANATEE RIVER WETLAND MITIGATION FOR BRIDGE	718	718	0	0	0	0	0	0	0	
C61052	LUTZ LAKE FERN ROAD INTERIM IMPROVEMENTS	10,000	0	9,350	650	0	0	0	10,000	0	
C69212	MEMORIAL HIGHWAY OVER DICK CREEK BRIDGE	550	550	0	0	0	0	0	0	0	
C69046	PAVEMENT TREATMENT PROGRAM	10,578	0	0	0	3,526	3,526	3,526	10,578	0	
C69044	PAVEMENT TREATMENT PROGRAM FY 07	3,526	0	3,526	0	0	0	0	3,526	0	
C69045	PAVEMENT TREATMENT PROGRAM FY 08	3,526	0	0	3,526	0	0	0	3,526	0	
C69226	PLATT ST. AT HILLSBOROUGH RIVER BRIDGE REHAB	10,750	0	2,375	0	8,375	0	0	10,750	0	
C69110	RACE TRACK ROAD WIDENING (HILLSBOROUGH - S MOBLEY)	5,500	5,500	0	0	0	0	0	0	0	
C69118	RACE TRACK ROAD WIDENING (DOUGLAS - LINEBAUGH)	4,910	0	0	4,910	0	0	0	4,910	0	
C69119	RACE TRACK ROAD WIDENING (COUNTRYWAY - SOUTH MOBLEY)	2,200	0	2,200	0	0	0	0	2,200	0	
C69120	RACE TRACK ROAD WIDENING (LINEBAUGH - COUNTRYWAY)	750	0	750	0	0	0	0	750	0	
C69121	RACE TRACK ROAD WIDENING (HILLSBOROUGH - DOUGLAS)	4,160	0	0	0	4,160	0	0	4,160	0	

**COMMUNITY INVESTMENT TAX - PHASE III  
PROJECTS SUMMARY SCHEDULE**

PROJECT NUMBER	PROJECT TITLE	TOTAL EST COST	TOTAL PRIOR YRS	FY 07	FY 08	FY 09	FY 10	FY 11	TOTAL FY 07-FY 11	FUTURE	COMMENTS
C69126	SCHOOL SAFETY CIRCULATION AND ACCESS PROGRAM	7,500	0	788	1,678	1,678	1,678	1,678	7,500	0	
C64036	SIDEWALK ADA RETROFIT	900	0	0	0	350	350	200	900	0	
C64034	SIDEWALK ADA RETROFIT FY 07	300	0	300	0	0	0	0	300	0	
C64035	SIDEWALK ADA RETROFIT FY 08	300	0	0	300	0	0	0	300	0	
C69508	SIDEWALK RETROFIT	2,500	0	0	0	900	800	800	2,500	0	
C69506	SIDEWALK RETROFIT FY 07	300	0	300	0	0	0	0	300	0	
C69507	SIDEWALK RETROFIT FY 08	200	0	0	200	0	0	0	200	0	
C69203	SOUTH CR 39 OVER ALAFIA RIVER BRIDGE	3,007	3,007	0	0	0	0	0	0	0	
C69202	SOUTH CR 39 OVER LITTLE MANATEE RIVER BRIDGE	383	383	0	0	0	0	0	0	0	
C69224	TAMPA BAY/COASTAL BASIN WETLAD MIT FOR BRDG RPL	436	436	0	0	0	0	0	0	0	
C69000	TRANSPORTATION COST ESCALATION	5,500	0	4,000	1,500	0	0	0	5,500	0	
<b>TOTAL</b>		<b>\$225,600</b>	<b>\$21,500</b>	<b>\$51,014</b>	<b>\$86,689</b>	<b>\$38,789</b>	<b>\$16,404</b>	<b>\$11,204</b>	<b>\$204,100</b>	<b>\$0</b>	
<b>TOTAL PLANNED EXPENDITURES</b>		<b>\$408,741</b>	<b>\$47,894</b>	<b>\$88,641</b>	<b>\$141,308</b>	<b>\$51,502</b>	<b>\$37,005</b>	<b>\$26,521</b>	<b>\$344,977</b>	<b>\$15,870</b>	
<u>DEBT SERVICE</u>											
Long Term:											
Jail		30,427	0	0	2,338	3,514	3,512	3,513	12,877	\$17,550	
Stormwater		30,510	0	0	2,333	3,500	3,508	3,513	12,854	17,655	
Transportation		33,926	0	0	2,583	3,882	3,893	3,901	14,259	19,667	
RESERVE & ALLOWANCES		\$97,356	\$65	\$4,082	\$8,162	\$8,000	\$8,000	\$8,000	36,244	61,047	
<b>COMMUNITY INVESTMENT TAX PROGRAM</b>		<b>\$600,961</b>	<b>\$47,959</b>	<b>\$92,723</b>	<b>\$156,724</b>	<b>\$70,398</b>	<b>\$55,919</b>	<b>\$45,448</b>	<b>\$421,212</b>	<b>\$131,790</b>	