
CAPITAL BUDGET

Overview

The FY 07 capital budget is the County's financial plan of capital project expenditures for the fiscal year starting October 1, 2006 and ending September 30, 2007. The capital budget incorporates anticipated revenues and expenditures included in the Capital Improvement Program (CIP). The Hillsborough County Board of County Commissioners' adopted FY 07 Capital Budget for Hillsborough County is \$378.4 million.

A significant event impacting all programs for this adopted Capital Budget is the steep increase in the cost of many projects already underway. Prices for land, labor and material have been increasing at rates greatly exceeding historical levels. While a portion of the cost changes may reflect permanent increases in costs, another portion reflects temporary unique market circumstances arising from Gulf Coast reconstruction associated with hurricane damage sustained during 2005, increased world market competition for certain materials and an overall level of construction activity in Florida that has governments competing for limited resources.

These substantial cost increases necessitated that, during the budget process, County staff reassesses how to best complete existing capital projects that were no longer fully funded as well as reassess the cost and feasibility of new projects previously approved by the Hillsborough County Board of County Commissioners (BOCC) in October 2005 for Community Investment Tax Phase III backed funding. To meet these shortfalls, and to allow construction of other vital infrastructure improvements, staff conducted a detailed analysis of all capital project cost estimates and incorporated increased funding where needed. On August 16, 2006, the BOCC approved financing an additional \$451 million backed by Community Investment Tax (CIT) revenues anticipated to be received from February 2008 through September 2016 in order to address these funding needs and establish funding for new infrastructure deemed vital to the County. The FY 07 allocation from this funding source is reflected in individual program capital budgets as appropriate. Note that the challenges represented by these price increases are not unique to Hillsborough County, but are being faced by other jurisdictions across the country.

The Capital Budget is separate and distinct from the County's operating budget for several reasons. First, capital outlays reflect non-recurring capital improvements rather than ongoing expenses. Where possible, capital projects are funded from non-recurring funding sources such as debt proceeds and grants. These one-time revenue sources are not appropriate funding sources for recurring operating expenses. Second, capital projects tend to be of high cost requiring more stringent control and accountability. Finally, several revenue sources such as the Community Investment Tax, impact fees, and certain gas taxes are by statute or other legal restriction limited to use on capital improvements.

To provide direction for the capital program, the Hillsborough County Board of County Commissioners has adopted Policy 03.02.02.00 - Policy for Capital Budget and Capital Improvement Program. This policy defines requirements for projects included in the capital budget and Capital Improvement Program. Under the policy a capital project is defined as a set of activities which includes one or more of the following:

- Delivery of a distinct capital asset or improvement to an existing capital asset which will become an asset of Hillsborough County and be recorded on the financial records of the County as a capital asset under generally accepted accounting principles and applicable state statutes;
- Any contribution by Hillsborough County to other governmental or not-for-profit entities to deliver a capital improvement. In situations where the improvement is not or will not become an asset of the County, it will be included in the Capital Improvement Program as a contribution;
- Any project or equipment funded from the Community Investment Tax (CIT);
- Any engineering study or master plan needed for the delivery of a capital project;
- Any major repair, renovation or replacement that extends the useful operational life by at least five years or expands capacity of an existing facility.

In Hillsborough County, capital improvements are classified into eight programs: Fire Services, Government Facilities, Libraries, Parks and Recreation, Solid Waste, Stormwater, Transportation, and Water Services. In addition, the adopted FY 07 capital budget also includes funding for the County's ELAPP (Environmental Land Acquisition and Protection Program), the Major Repair, Renovation, Replacement and Maintenance program, and payment to the Fishhawk developer for improvements to roads they previously constructed for which they are being reimbursed from transportation impact fees. These activities, while not specifically meeting the criteria above, are tracked through the Capital Budget to provide for better accountability and control.

As previously noted, capital projects, unlike operating expenses which recur annually, only require one-time allocations for a given project. This funding flexibility allows the County to use financing and one-time revenue sources to accelerate completion of critical projects. Among capital projects being accelerated through the use of these one-time funding sources are the court facilities expansion project, numerous Community Investment Tax funded projects and various transportation improvements. Significant projects within each program are discussed below; more comprehensive project information can be found in the County's adopted FY 07 – FY 11 Capital Improvement Program. Interested parties can review this and other information at the

CAPITAL BUDGET

County's website at www.hillsboroughcounty.org. Select the budget section on the website. Compact disks with the Adopted Capital Improvement Program and Adopted FY 07 are also available for review at all libraries. Disks can also be obtained at no cost by calling the Management and Budget Department at 813-272-5890.

Note that the adopted FY 07 Capital Budget differs from the adopted CIP because certain adjustments and other expenditures reflected in the adopted capital budgets are not included in the adopted CIP. For example, budgeted funds under \$150,000 for the Major Repair, Replacement, Renovation, and Maintenance program, future anticipated grants as well as payments to developers previously discussed are not reflected in the CIP.

Financial Policies

Among financial policies adopted by the Board of County Commissioners in FY 98, there are several which pertain to the preparation, implementation, monitoring and financing of capital projects. While the County Administrator is responsible for the continued development, monitoring and update of these policies, specific functions are carried out by the Management and Budget and the Debt Management Departments. These and other policies are reviewed periodically by the County Administrator and the Board of County Commissioners and are detailed in the Financial Policies and Procedures section of this document.

Specific policies applying to the Capital Improvement Program and the Capital Budget are:

- BOCC Policy 03.02.01.00 - Bids for Capital Improvement Projects 10% or More in Excess of Estimated Construction Costs
- BOCC Policy 03.02.02.00 - Capital Budget and Capital Improvement Program
- BOCC Policy 03.02.02.05 - Pay-As-You-Go Funding of Capital Projects
- BOCC Policy 03.02.02.06 - Prioritization of Capital Projects
- BOCC Policy 03.02.02.07 - Minimizing the Expense of Financing Capital Projects
- BOCC Policy 03.02.02.08 - Operating Impact of Capital Projects
- BOCC Policy 03.02.02.20 – Budgetary Control
- BOCC Policy 03.02.02.26 - Use of Capital Project Appropriations

- BOCC Policy 03.02.03.00 - Environmental Land Acquisition Program (ELAPP) Fund
- BOCC Policy 03.02.06.00 - Debt Management
- BOCC Policy 03.03.01.00 - Water and Wastewater Financial Policy.
- BOCC Policy 03.03.05.00 - Community Investment Tax Financial Policies.
- BOCC Policy 04.05.00.00 - Capital Funding for Outside Agencies.

Capital Planning

Capital planning refers to the process of identifying and prioritizing County capital needs for determining which capital projects should be funded in the Capital Budget as resources become available. Capital planning for the County takes place on two levels – countywide and within the unincorporated area.

Countywide planning is guided by the Hillsborough County Comprehensive Plan. This plan, prepared by the Hillsborough County City-County Planning Commission and formally adopted by the Hillsborough County Board of County Commissioners, provides long-term direction for the growth and development of the County. The Comprehensive Plan is organized into different subject areas called elements. Five capital programs relate to one or more of these elements - parks and recreation, solid waste, stormwater, transportation, and water services.

Hillsborough County's plan includes a very specific growth management strategy called the Urban Services Area. This strategy is designed to direct growth into areas where public service needs can be more efficiently served and where existing services are already in place.

Proposed capital projects are reviewed for compliance to the adopted comprehensive plan as part of the budget adoption process.

The public has many opportunities to get involved both during the comprehensive plan development process and during the budget adoption process. Interested parties can view the Comprehensive Plan at the Planning Commission's website located at www.theplanningcommission.org.

Planning for infrastructure in Hillsborough County's unincorporated area is performed primarily within County government. Each capital program has different criteria for assessing project needs and priorities; however, a common characteristic of the planning processes is the recognition of the importance of obtaining input from the public and other interested governmental and private agencies. The individual program planning processes provide the guidance necessary for allocating available

CAPITAL BUDGET

resources during the capital budget process. A brief description of the various planning processes follows.

Fire Rescue – The Fire Rescue Department maintains a Capital Facilities Master Plan which details new fire station needs required to meet emergency and rescue service requirements within the unincorporated area. The plan is prepared based on national service response time standards established by the National Fire Protection Association and on the relevant goals, objectives and policies incorporated in the County's Comprehensive Plan discussed above.

In developing the plan, updated every five years, the response time standards adopted by the County are applied to an analysis of the needs of Hillsborough County's current and projected populations and population distribution to identify where and when new fire rescue facilities will be needed. The plan will be updated in FY 07.

Libraries – In September 2003, the Library Board delivered a capital facilities master plan to the BOCC. The plan identifies a need to add 286,500 square feet of library space, and a minimum of 789,000 library volumes to the Library System over the 2005 – 2015 period.

In the preparation of the master plan, two key standards for Library System performance, volumes of library material per capita and square feet of library space per capita, were selected. These standards were then applied to an analysis of the needs of Hillsborough County's current population, and projected population increases, resulting in a long-range capital facilities plan for the Tampa-Hillsborough County Public Library System. The master plan is the primary source for adding new projects to the Library Services Capital Program.

Parks – The strategic vision of the Parks and Recreation Department includes the development of the "PR2000" plan to safeguard the inheritance of the county's future generation.

The PR2000 plan identifies future developments that may affect expected needs and wants and social environments. It identifies the most critical stakeholders and their major interests and expectations, such as safety and security, high quality experience, well maintained facilities and the preservation of our natural and cultural resources. This tool is evaluated against the current environment in order to develop a Capital Improvement Plan that is consistent with the vision of Hillsborough County and the values and expectations of our community.

Solid Waste - The Solid Waste Management Department has an established plan to determine the need to enhance and or change its Capital Improvement Program on an annual basis. This plan calls for information to be gathered from various sources such as staff, stakeholders, public meetings, etc. to identify needs that should be incorporated into the Capital Improvement Program. Management reviews the information and

prioritizes each need according to a pre-established ranking system.

The ranking system takes into account mandates by federal and state agencies, health and safety concerns, capacity needs, efficiency, location requirements, population growth and aging infrastructure.

Stormwater – The County maintains a Watershed Master Plan that incorporates identified needs for each of its seventeen watershed basins. The plan is periodically updated as new development and stormwater improvements are completed throughout the County. Under the plan, the entire County (1072 sq. miles) is divided into 17 watersheds (Basins) and further divided into 7,000 sub-basins. The master plan study looks at water quantity, water quality, and the natural watershed system. The plan identifies areas with inadequate conveyance systems or poor water quality, and recommended solutions are identified.

Flood control project evaluations take into consideration the following factors: frequency of flooding, the category of the road subject to flooding (local/arterial/collector road), the number of structures flooded, stormwater asset conditions (groundwater table, erosion/siltation and structure) and the potential of available matching funds.

Water quality or natural system projects are evaluated based on concerns communicated by the Florida Department of Environmental Protection relating to the sub-watershed segment of "impaired waters/water bodies," the concern of water quality parameters and the benefits of a natural system.

Both engineers and environmental scientists from an investigation team, specialized service unit, environmental team and master planning team contribute to this uniform matrix evaluation process.

The County also maintains a separate list of non-watershed related neighborhood stormwater needs. Criteria for neighborhood stormwater projects is similar to criteria for watershed master plan projects, with the exception that environmental issues and the availability of matching funds are not included in the evaluation.

Transportation – Efficient movement of people and goods is important to the public safety, economic viability, and overall quality of life in Hillsborough County. Planning occurs on several levels.

The Hillsborough County Metropolitan Planning Organization (MPO), working with the County and its three incorporated municipalities (City of Tampa, Plant City and Temple Terrace), and with input from county residents, is responsible by state statute for adopting the Long Range Transportation Plan, a blueprint for comprehensive transportation planning throughout the county. The MPO also consolidates the transportation capital improve-

CAPITAL BUDGET

ment programs of various political jurisdictions constructing transportation projects within the county into an annual Transportation Improvement Program (TIP). The Long Range Transportation Plan and the Transportation Improvement Program are used by the County in prioritizing major capacity projects for funding, determining project impact fee eligibility, and in allocating state and federal grant dollars. These plans can be viewed at the Metropolitan Planning Organization's website at www.hillsboroughmpo.org.

As previously indicated, the Hillsborough County City-County Planning Commission is responsible for developing and monitoring compliance with the County's Comprehensive Plan. The Commission also reviews proposed developments of regional impact (DRI) proposals (those development proposals that will have significant impact on existing county roads).

Each municipality is responsible for its own transportation planning; however, major roads that have been determined to have a countywide importance may be designated as county roads, with the County primarily responsible for their maintenance and improvement. Capital needs associated with these roads, as well as all transportation needs in the unincorporated area of the county, are evaluated for inclusion in the annual capital budget.

Planning for the transportation program is performed on a sub-program basis. The sub-programs within the transportation program are roads, intersections, sidewalks and bridges. With the exception of roads, where the County adopts the prioritized list from the Long Range Transportation Plan (LRTP) and adds local road improvements not subject to inclusion in the plan, the County has prepared, and the Hillsborough County Board of County Commissioners has adopted, a master plan for intersections, bridges and sidewalks. While specific criteria used for prioritizing the projects on the plans differ by project type, they encompass public safety, traffic volume, environmental mitigation and other key factors as well as incorporating input received during public outreach part of the planning process.

Water Services - The Water Resource Services Department is responsible for providing quality water, wastewater and reclaimed water services to Hillsborough County residents. This includes the operation and maintenance of these facilities including treatment plants, pumping stations, metering devices and all related transmission piping and above ground appurtenances. The Department is also responsible, when operating the above facilities, for complying with all federal, state and local regulatory and permit requirements.

In 2000 the Department implemented a new CIP Delivery Process. This process uses a systematic approach to develop and refine the scope, schedule and budget existing and newly proposed expansion and renewal and replacement projects. It allows priorities to be determined and extensively uses schedules to ultimately deliver quality projects from conception to project completion.

The goal of the CIP Delivery Process is to deliver department projects in an efficient and economical manner. The objectives of the process are to:

- Economically build and maintain existing system assets;
- Deliver projects on schedule and within budget;
- Allow for the annual update of the CIP;
- Allow for adjustments to the approved CIP Program due to changing priorities for those projects not yet in the implementation phase;
- Seamlessly coordinate with the Countywide CIP;
- Permit performance measurement; and
- Provide documentation for management and historical trending purposes.

The Board of County Commissioners policy 03.02.02.06 requires that capital projects be prioritized. The Department's Project Prioritization Model (PPM) is a formal method of documenting and tabulating the results of applying subjective criteria to prioritize the CIP each fiscal year. There are six categories to score a project against other projects within the Department's CIP, as listed below:

- Compliance
- Health and Safety
- Expansion / Renewal and Replacement
- Long Range Planning
- Community and Environmental Impacts
- Economic / Financial Considerations

The resulting score for each existing or new "planning" project is used at the beginning of the budget process to rank all of the projects within the CIP.

Additionally, the Department's Payback Analysis Model (PAM) incorporates several economic factors to estimate the payback period of a given capital project. It determines the payback period by modeling the average monthly revenues generated by the Equivalent Residential Customers (ERC) to be served by the capital project. Generally, the information that is required to be input into the model includes:

- Project Name, CIP Number and Type
- Payback Analysis Period
- Discount Rate
- Debt Service or Pay-As-You-Go
- Expansion Percentage
- O&M and Fixed Overhead Cost
- Capital Cost by Year
- Outside Funding Sources
- ERC's served by the Project
- ERC Connection Schedule
- Rate and Debt Service Information

CAPITAL BUDGET

The information is used to assign a weighted economic criteria number for the project in the earlier referenced Project Prioritization Model (PPM) during each fiscal year budget process.

Finally, the CIP Master Program Schedule is used as a planning tool to lay out each of the project schedules, provide the cash flow requirements of the program as a whole, anticipate project resource needs and provide historical data for future trend analysis. In addition, the Master Program Schedule is also used at the beginning of each fiscal year to facilitate the efficient distribution of work throughout a six year period.

Financial Planning Strategies

Hillsborough County uses a variety of tools to assist in developing long-term financial planning strategies. One tool is the preparation of an annual Pro Forma document. This document is used to put current budget and financial decisions into a longer-term context. Prepared in accordance with Board policy, the Pro-Forma provides a five year projection of revenues and expenditures for major operating funds, and is particularly useful in showing how capital projects, funded in the biennial budget or planned over the next several years, will impact future operating budgets in terms of maintenance, utility and staffing costs.

Another tool used in financial planning is the County's debt management strategy. Credit ratings assigned by the three international rating agencies, Moody's Investors Service, Standard and Poor's Rating Services, and Fitch Ratings are key factors influencing interest rates paid on local governments' borrowings. Because of the significant impact interest rates have on our overall financial position, Hillsborough County places a great deal of emphasis on its business relationship with the rating agencies. The County conducts formal credit updates each year and notices of any material credit changes are provided to the rating agencies throughout the year.

The County's general credit ratings are Aa1 / AA+ / AA+ on a scale where Aaa / AAA / AAA are the highest ratings. The County's high ratings are an objective indication of sound financial management, recognition that its overall debt profile is characterized by good debt service coverage from pledged revenues and by sound legal provisions ensuring full and timely payment of debt service. On a per capita basis, Hillsborough County's debt is comparable to similarly sized counties.

To address short-term capital project funding requirements, Hillsborough County uses a Commercial Paper Program. Under this program the Board authorizes short-term borrowings when needed to provide adequate cash flow for active projects. This approach ensures that long-term debt is issued only when needed and is only issued in appropriate amounts. Furthermore, the use of tax exempt short-term debt tends to be the lowest cost financing tool available to local government resulting in substantial savings to the County. Upon completion of capital projects,

the County either uses available cash or issues long-term debt at favorable interest rates to pay off outstanding short-term notes.

Finally, the County actively and aggressively monitors market opportunities to refinance its debt to achieve lower debt service costs. When legally and economically feasible, lower interest debt will be issued to pay off outstanding debt thereby making revenues available to fund County services. Occasionally, the County utilizes low-risk financial hedging techniques such as interest rate swaps to lock in low interest rates for a future date when debt can be legally or economically refinanced.

Capital Improvement Program Process

The annual Capital Budget and Capital Improvement Program (CIP) update began in January as part of the County's budget kickoff. At this kickoff, the County Administrator and the Management and Budget Department met with program directors and managers to explain the overall process and to provide pertinent information regarding funding and expenditure issues, budget process changes and general instructions. At this meeting the County Administrator outlined her goals and direction for the new budget.

In January and February, Management and Budget Department staff conducted a series of training sessions to provide capital project management and staff specific direction relating to the capital budget process. As part of this training, those involved in the capital budget process were given a calendar of key budget cycle dates and written documentation including forms, instructions, and definitions to be used in preparing their capital project budgets including revising current project estimates and submitting requests to add new capital projects.

Integral to the budget process is the identification and prioritization of unfunded capital needs. The Management and Budget Department maintains a comprehensive list of prioritized unfunded capital needs which is used in identifying new projects to be recommended for funding. This list identifies preliminary project information such as name, location, description or scope, the estimated cost and any operating cost impact. One of the first steps in the budget process is to provide a current copy of this list to all departments for their review and revision as appropriate. This updated Unfunded Capital Projects Request List is then used to determine which new projects should be added to the new Capital Improvement Program.

Another key step in the budget process is a review of capital project cost estimates in the current CIP or new projects added during the current fiscal year. This is to ensure that the next CIP will reflect these revised cost estimates. Departments are asked to review and update project information in the County's Project Information Management System (PIMS) as appropriate.

A specific form – the Capital Project Initiation Request Form - is used to document project changes or new project requests. This

CAPITAL BUDGET

form is designed to guide the preparer in providing all necessary information including the reason for the project, the proposed project location and scope, project funding requirements by fiscal year, proposed project schedule and completion dates, anticipated operating cost impacts and management approvals.

Using updated information, the Management and Budget Department developed draft documents showing all projects that either have been completed or are anticipated to be completed by the end of the current fiscal year as well as specific detail project pages (see below for sample) for each project proposed to be included in the recommended budget.

PROJECT TITLE: 22ND STREET COMMUNITY MAIN STREET PROJECT		PROJECT NO.: 61147																																																																									
CIE REQUIREMENT: Y		PROGRAM: TRANSPORTATION/ROADS																																																																									
LEVEL OF SERVICE IMPACT: E		Neighborhood Community Area: USF (North Tampa)																																																																									
Project Description: This project will enhance 22nd Street from Club Drive to Beans Avenue. These enhancements will include acquiring, expanding and improving right-of-way to include wider travel lanes, 8 ft turn lanes, storm inlets, curbs, sidewalks, bicycle lanes, street parking, streetscaping, and landscaping. This project is part of the University Area Community Plan.																																																																											
Operating Cost Impact: Annual operating and maintenance costs will be determined once design is completed.																																																																											
Project Completion Date: Feb 2009																																																																											
Expenditure Plan (in \$000's): <table border="1" style="width: 100%; border-collapse: collapse; font-size: small;"> <thead> <tr> <th></th> <th>Total Est Cost</th> <th>Prior Yrs Funding</th> <th>FY 07</th> <th>FY 08</th> <th>FY 09</th> <th>FY 10</th> <th>FY 11</th> <th>Future</th> </tr> </thead> <tbody> <tr> <td>Development</td> <td>945</td> <td>945</td> <td>0</td> <td>0</td> <td>0</td> <td>0</td> <td>0</td> <td>0</td> </tr> <tr> <td>Design</td> <td>454</td> <td>454</td> <td>0</td> <td>0</td> <td>0</td> <td>0</td> <td>0</td> <td>0</td> </tr> <tr> <td>Land/ROW</td> <td>1,100</td> <td>1,100</td> <td>0</td> <td>0</td> <td>0</td> <td>0</td> <td>0</td> <td>0</td> </tr> <tr> <td>Construction</td> <td>15,856</td> <td>15,856</td> <td>0</td> <td>0</td> <td>0</td> <td>0</td> <td>0</td> <td>0</td> </tr> <tr> <td>Equipment</td> <td>0</td> <td>0</td> <td>0</td> <td>0</td> <td>0</td> <td>0</td> <td>0</td> <td>0</td> </tr> <tr> <td>Administration</td> <td>15</td> <td>15</td> <td>0</td> <td>0</td> <td>0</td> <td>0</td> <td>0</td> <td>0</td> </tr> <tr> <td>Total</td> <td>\$17,900</td> <td>\$17,900</td> <td>\$0</td> <td>\$0</td> <td>\$0</td> <td>\$0</td> <td>\$0</td> <td>\$0</td> </tr> </tbody> </table>					Total Est Cost	Prior Yrs Funding	FY 07	FY 08	FY 09	FY 10	FY 11	Future	Development	945	945	0	0	0	0	0	0	Design	454	454	0	0	0	0	0	0	Land/ROW	1,100	1,100	0	0	0	0	0	0	Construction	15,856	15,856	0	0	0	0	0	0	Equipment	0	0	0	0	0	0	0	0	Administration	15	15	0	0	0	0	0	0	Total	\$17,900	\$17,900	\$0	\$0	\$0	\$0	\$0	\$0
	Total Est Cost	Prior Yrs Funding	FY 07	FY 08	FY 09	FY 10	FY 11	Future																																																																			
Development	945	945	0	0	0	0	0	0																																																																			
Design	454	454	0	0	0	0	0	0																																																																			
Land/ROW	1,100	1,100	0	0	0	0	0	0																																																																			
Construction	15,856	15,856	0	0	0	0	0	0																																																																			
Equipment	0	0	0	0	0	0	0	0																																																																			
Administration	15	15	0	0	0	0	0	0																																																																			
Total	\$17,900	\$17,900	\$0	\$0	\$0	\$0	\$0	\$0																																																																			
Funding Sources (in \$000's): <table border="1" style="width: 100%; border-collapse: collapse; font-size: small;"> <thead> <tr> <th></th> <th>Total Est Cost</th> <th>Prior Yrs Funding</th> <th>FY 07</th> <th>FY 08</th> <th>FY 09</th> <th>FY 10</th> <th>FY 11</th> <th>Future</th> </tr> </thead> <tbody> <tr> <td>Financing - CIT Backed</td> <td>11,700</td> <td>11,700</td> <td>0</td> <td>0</td> <td>0</td> <td>0</td> <td>0</td> <td>0</td> </tr> <tr> <td>Gas Taxes</td> <td>6,100</td> <td>6,100</td> <td>0</td> <td>0</td> <td>0</td> <td>0</td> <td>0</td> <td>0</td> </tr> <tr> <td>Total</td> <td>\$17,900</td> <td>\$17,900</td> <td>\$0</td> <td>\$0</td> <td>\$0</td> <td>\$0</td> <td>\$0</td> <td>\$0</td> </tr> </tbody> </table>					Total Est Cost	Prior Yrs Funding	FY 07	FY 08	FY 09	FY 10	FY 11	Future	Financing - CIT Backed	11,700	11,700	0	0	0	0	0	0	Gas Taxes	6,100	6,100	0	0	0	0	0	0	Total	\$17,900	\$17,900	\$0	\$0	\$0	\$0	\$0	\$0																																				
	Total Est Cost	Prior Yrs Funding	FY 07	FY 08	FY 09	FY 10	FY 11	Future																																																																			
Financing - CIT Backed	11,700	11,700	0	0	0	0	0	0																																																																			
Gas Taxes	6,100	6,100	0	0	0	0	0	0																																																																			
Total	\$17,900	\$17,900	\$0	\$0	\$0	\$0	\$0	\$0																																																																			

Sample Capital Project Detail Page

Explanation of the Capital Project Detail Page

Project Title – Brief name of project.

Project No. – Unique identification number assigned for accounting purposes.

CIE Requirement – Indicates whether this project addresses a Capital Improvement Element as defined under the Growth Management Act.

Level of Service Impact – If the project addresses a CIE element, indicates what impact it has on the level of service (a full explanation of levels of service is provided in the CIP document).

Program – Indicates the capital program to which this project pertains.

Project Description – A description of the project scope.

Operating Cost Impact – Indicates the ongoing annual operating and maintenance funding this project will require once completed.

Project Completion Date – The estimated date that the project will be ready for use.

Neighborhood Community Area – Specifies in which area of the county the project will occur. A project location map is also provided. This allows the website visitor or CD user to easily search for all projects within a certain area of the county.

Expenditures – A breakdown by year of how the project funds will be spent.

Funding Source(s) – A breakdown by year of the sources of funding. Many projects have multiple sources of funding.

These draft documents were distributed to the departments for another review and the opportunity to correct any erroneous information. Upon completing their review, Management and Budget Department staff met with the appropriate program directors and representatives to resolve outstanding issues and ensure that all are in agreement with the current information.

Once meetings with the program directors were completed in April 2006, budget staff met with the Assistant County Administrators to review and discuss the requested budgets. Any revisions requested by the Assistant County Administrators were incorporated into the documents and communicated to the appropriate departments.

The next step in the budget process was to meet with the County Administrator for final input. The final revisions were incorporated into the recommended budget and Capital Improvement Program documents presented to the Board of County Commissioners on June 7, 2006.

Throughout the budget process, the County Administrator and Management and Budget Department staff conducted various budget related workshops with the Board of County Commissioners to provide them with revenue projection updates and to obtain overall policy guidance.

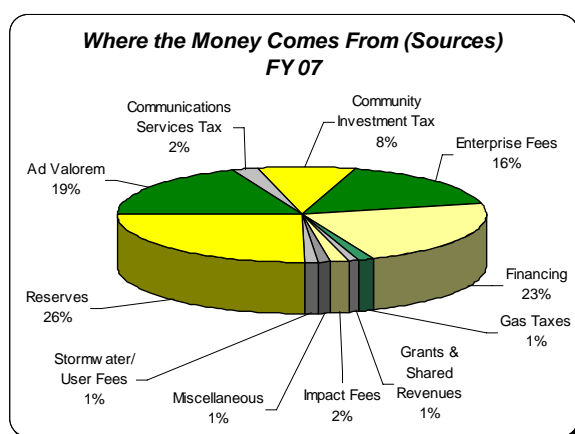
Once the recommended budget and CIP were presented to the Board, a series of budget workshops and public meetings were held. The Board of County Commissioners held three public hearings to gain public input: one non-mandated meeting on July 20, 2006 and two statutorily required public hearings. The first mandatory hearing was to adopt the tentative budget and millage rates on September 7, 2006 and the final public hearing to adopt the budget and millage rates on September 21, 2006.

CAPITAL BUDGET

Final budget documents reflecting the adopted budget and CIP were then prepared and distributed in both hardcopy and electronic formats. With the adoption of the capital budget and CIP, amendments to the budget may only be made in accordance with the budget amendment process defined in BOCC Policy 03.02.02.00 - Capital Budget and Capital Improvement Program. This ensures compliance with budget amendment requirements of Florida State Statute 129.06. BOCC policy also specifies that the list of projects included in the adopted CIP may only be revised through formal Board resolution.

Funding Sources

Funding for capital projects comes from a variety of sources, but generally falls into one of several categories: ad valorem taxes, the Community Investment Tax, fuel taxes, enterprise fees, special assessments, impact fees, grants or financing.



- Ad Valorem (Property) Taxes are taxes levied by the Hillsborough County Board of County Commissioners on property within the County.
- There are three ad valorem taxes imposed by Hillsborough County – the countywide property tax imposed on all property within the county, with use restricted to projects providing countywide benefit; the unincorporated area property tax, imposed on all property in the unincorporated area of the county with use limited to projects serving the unincorporated area; and the special library property tax, imposed on all property within the City of Tampa and the unincorporated area of the county with use restricted to library projects. Both Temple Terrace and Plant City maintain their own library systems. Properties within these two municipalities are not subject to the special library tax.
- The Communications Services Tax is a 4% tax imposed on local and long distance telephone calls, cable, fax, pagers and beepers, cellular phone services and other related telecommunication services. The Board of County Commissioners originally designated 1% of this tax for the construction of new fire stations. The one percent generates

approximately \$5.7 million annually. Starting in FY 06, the Board increased this amount by an additional ½ percent, or an additional \$2.8 million, for a total of 1½ percent for the construction of fire stations.

- The Community Investment Tax is a ½ percent sales tax imposed on the price of taxable goods, as defined by state statute, sold within the county. Approved for a thirty year period by public referendum in 1996, use of this tax is restricted to acquiring, constructing, and improving infrastructure and purchasing equipment with a useful life of at least five years to promote the health, safety and welfare of Hillsborough County residents. This tax expires on January 31, 2027.
- Fuel taxes used to fund capital projects include the Six Cent Local Option Gasoline Tax, the Voted (Ninth Cent) Gasoline Tax and the Constitutional Fuel Tax. Permitted uses for each of these taxes are defined by statute, and in the case of the Voted Ninth Cent Gasoline Tax, further restricted by County ordinance.

Use of the Six Cent Local Option Gasoline Tax is limited to transportation expenditures for public transportation operations and maintenance; roadway and right-of-way maintenance and equipment and structures used primarily for the storage and maintenance of this equipment; roadway and right-of-way drainage; street lighting; traffic signs, traffic engineering, signalization and pavement markings; bridge maintenance and operation; and debt service and current expenditures for transportation capital projects including construction or reconstruction of roads.

Use of the Ninth Cent Gasoline Tax is restricted by County ordinance to the road resurfacing program.

Use of the Constitutional Fuel Tax collected by the state on behalf of the County is first used to meet debt service, if any, of debt assumed by the State Board of Administration payable from this tax. Any remaining tax proceeds may be used by the County for the acquisition, construction, and maintenance of roads as defined by statute or as matching funds for grants specifically related to these purposes.

- Enterprise fees are charges for services imposed on users of facilities of the two programs funded through enterprise funds - Solid Waste and Water/Wastewater/Reclaimed Water.
- An enterprise fund is a fund that accounts for government services that receive a substantial portion of their income from charges for services. An annual fee schedule for each enterprise fund is set by the Board of County Commissioners, and use of these revenues is restricted to operating, maintaining or building new infrastructure for the respective service for which the fee is being collected.

CAPITAL BUDGET

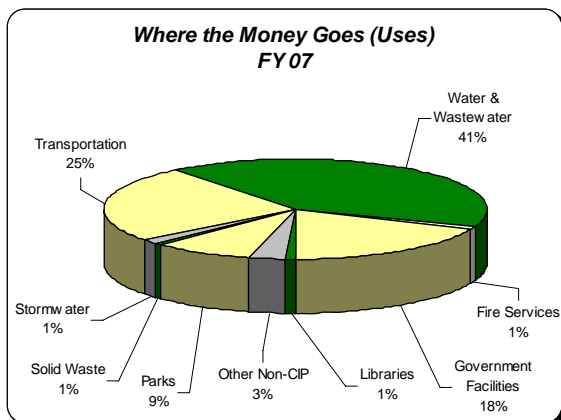
- Special assessments are charges levied by statute or ordinance for a specific purpose. One example is the stormwater fee, a non-ad valorem special assessment levied on the annual property tax bill which is used to help fund the stormwater capital program.
- Impact fees are fees imposed on new commercial and residential construction to help fund additional infrastructure needed to support the added load on County infrastructure resulting from the new construction. The unincorporated area of the county is divided into zones for each type of impact fee.

Use of impact fees collected within each zone is restricted to projects which add capacity to the respective infrastructure within that zone. There are four types of impact fees: transportation, parks, fire and schools. Impact fees are governed by the County's Consolidated Impact Fee Assessment Program Ordinance.

- Grants and shared revenues can come from various sources including the federal and state governments, other local jurisdictions and agencies and private donations. The uses of grant funds are restricted to the specific purposes defined by the parties providing the grants.
- Financing is the last source of funding. Short-term financing via a commercial paper borrowing program is used to borrow funds when needed in order to accelerate project completion and to keep financing costs down. Upon completion of the projects funded with short-term debt, the debt will be converted to long-term debt.

Uses of Funds

Capital budget expenditures are related to one of the eight capital programs – Fire, Libraries, Government Facilities, Parks and Recreation, Solid Waste, Stormwater, Transportation, and Water Services – or to the Environmental Land Acquisition and Protection Program (ELAPP) or the Major Repair, Renovation, Replacement and Maintenance program. Each of these programs is discussed in more detail in this section.



Fire Services

The adopted Fire Services capital budget for FY 07 is \$4.3 million. The program is funded through a combination of impact fees, the Community Investment Tax, the Communications Services Tax, and ad valorem tax dollars. Four projects were scheduled to be completed in FY 06 – the Armdale Fire Station Renovations project, Chapman Rd. fire station, Country Place fire station and Northdale fire station.



Northdale Fire Station

The FY 07 capital budget includes additional funding in the amount of \$1.5 million to continue the land acquisition program for future construction of new fire stations listed in the Fire Rescue Capital Facilities Master Plan. Completion of the Chapman Road, Northdale, and Country Place fire stations in FY 06 will improve the services provided in the Northwest.

The budget also includes funding to begin project development and design of four new fire stations (Anderson Rd., Bearss, Central Brandon, and East Sligh Nuccio Park), one replacement fire station (Seffner- Mango), a new training facility and the expansion and renovation of the Gibsonton fire station.

Government Facilities

The adopted Government Facilities capital budget for FY 07 is \$69.1 million. The budget provides funding to continue the program approved by the Board in September 2005. A total of 4 new projects are added in FY 07. Major projects within this program include the Animal Services Investigation Kennel, Falkenburg Road Jail Expansion Phase VI, Falkenburg Road Jail Expansion Phase VII, Falkenburg Rd. Water Dept. Customer Services Warehouse, Felony Court Expansion, Regional Service Center/Townhall-Brandon; Children's Services Campus Enhancements, Family/Civil Court Expansion, Mosquito Control Facility Relocation, Riverview Terrace Senior Center and the Town N' Country Senior Center.

New projects added in FY 07 include the replacement of the a/c equipment on the first and second floor of the County Center, upgrade of maintenance systems at the Courthouse Annex, a capital contribution to the Florida Aquarium, and the acquisition

CAPITAL BUDGET

of right of way from CSX at Falkenburg Rd. to provide a transportation and utility easement to the property purchased from Tampa Bay Water last fiscal year.



Sheriff's Office Child Care Facility

Eleven projects were scheduled to be completed in FY 06.

Funding sources for the program include Community Investment Tax, financing, ad valorem tax proceeds, and enterprise fees.

The Falkenburg Road Jail Phase VI project is an \$82.2 million dollar project that will not only provide much needed jail space to alleviate jail overcrowding (512 bed direct supervision dormitory, 256 bed single confinement housing, 100 bed expansion of the Infirmary and completion of the clinic), but will also expand administrative space; provide a new Master Control System (electronic and video security controls system that includes a central video visitation facility for the entire jail system); a warehouse building, renovations to the inmate property room; prisoner transfer area and the facilities maintenance area; and completion of the inmate programs building. The project is part of a Master Plan approved in 1996 for the expansion of the Falkenburg Road Jail Site which will eventually grow to more than 4,600 beds. Previous jail construction phases were planned with an emphasis on delivering maximum inmate capacity with limited operational infrastructure. Phase VI also includes support structures that are programmed to "catch up" from prior phases and to meet the facility's needs through the eventual build-out.

The Falkenburg Road Jail is operated using a management style referred to as "direct supervision" whereby one deputy works directly inside the inmate living area - referred to as a "pod" - with 64 inmates. The absence of physical barriers found in most traditional jails, e.g. bars and steel doors, allows the deputies to run the entire jail, not just the hallways and control rooms and keeps the construction cost down. Each pod is equipped with toilet and shower areas, washing machines and dryers, a food preparation area, an outdoor exercise area and a medical procedure room - all services are decentralized. Inmate movement is limited to court appearances, infirmary visits, inmate programs

and release/transfer from jail, making direct supervision a very secure method of jail operation.

The direct supervision design of the jail allows for the use of commercial, instead of detention grade, fixtures and furnishings, further lowering the construction cost.

Library Services

The adopted Library Services capital budget for FY 07 is \$3.6 million. The budget provides funding to continue the work on the five new libraries added to the program last September (Robert W. Saunders Library Expansion Phase I, Seffner-Mango replacement, Sulphur Springs Partnership Library, University Area Partnership Library and the Turkey Creek Partnership Library). The County's Five-Year Pro Forma (a five year forecast of revenues and expenditures for major funding sources) indicates that anticipated capital and operating costs for these facilities can be covered with anticipated Library District revenues.

Two projects were scheduled for completion in FY 06 - the South County Regional Library and the renovation of the old Bank of America building.



South Shore Library

The Library Program for FY 07 is funded with ad valorem tax proceeds.

Parks Facilities

The adopted Parks and Recreation Program budget for FY 07 is \$32.2 million. The program is funded through a combination of Impact Fees (its major source of funding), Community Investment Tax proceeds, ad valorem tax proceeds, Boat Improvement Fees and Community Development Block Grant Funds.

The Parks and Recreation Program includes a mix of recreational facilities such as local and regional parks, trails, community and recreational centers, dog parks, and boat ramps. Regional parks serve citizens in both the incorporated and unincorporated area of the county and are normally funded with county-

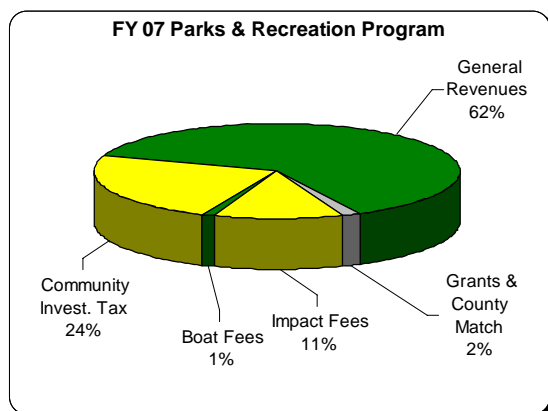
CAPITAL BUDGET

wide ad valorem taxes. Local parks serve the citizens of the unincorporated area of the county and are normally funded with impact fees.



Thonotosassa Main Street Park

New projects for FY 07 are the Apollo Beach Nature Park Restroom project, the Ben Hill Playground /Park Construction project, the Carolyn Meeker Park/Dog Park project, the Fallen Heroes Park project, the Fish Hawk/Alafia Creek Improvement project, the Gardenville Recreation Center Restroom Construction project, the Logan Gate Park Upgrade project, the South Coast Greenway Phase I project and the Springhead Community Center Addition project. The majority of these projects are funded with phase III of the Community Investment Tax. An additional \$1.5 million in general revenue was allocated to complete the funding of the Citrus Park Community Center project.



Nineteen projects are scheduled for completion in FY 07: All Peoples Center Multi-purpose Gymnasium Construction Phase I Project, the Live Oak Sports Complex Construction Project, the Carrollwood Village Community & Recreation Center project, the Waterset Land Acquisition project and the Upper Tampa Bay Trail Phase IV Land Acquisition /PD&E project.

Environmental Lands Acquisition and Protection Program (ELAPP)

A subset of the Parks and Recreation Program is the Environmental Lands Acquisition and Protection Program (ELAPP). This program is dedicated to the purchase of land for the protection and preservation of our natural resources. Some of the criteria used when considering whether to protect a property are: whether it is environmentally sensitive; in danger of development; has archaeological significance; or features native plants and animals unique to the area. Funding is secured through an operating and debt service ad valorem millage not exceeding 0.25 mills in any one year period. This property tax, approved by referendum in 1991, is scheduled to expire in 2011. As of September 2005, the program has acquired approximately 43,137 acres at a cost of \$171.5 million since its inception in 1987. Included in the Parks and Recreation capital budget, this program \$11.3 million is allocated in FY 07 for the purchase of eligible parcels as they become available.

Solid Waste

The adopted Solid Waste Program for FY 07 is funded at \$2.7 million using enterprise fees as its only source of funding.

The FY 07 Solid Waste Capital Improvement Program does not include any new projects. However the program does include funding of \$1.8 million for the Hillsborough Heights Landfill Cover Improvements.



South County Transfer Station

It is projected that in FY 07 the Solid Waste Department will receive and process 1.2 million tons of solid waste at an average cost of \$76.12 a ton. This is a system-wide cost per ton which includes projected debt service.

Four projects scheduled for completion in FY 07 are: the Sheldon Road Household Chemical Collection Center expansion, the Southeast Landfill Capacity Expansion Section 9, the Southeast Landfill Roadway Improvement project and the Southeast Landfill Administration Building.

CAPITAL BUDGET

Stormwater

The adopted FY 07 Stormwater capital budget consists of 22 capital projects designed to reduce flooding by improving stormwater drainage and reducing pollution resulting from stormwater runoff. The adopted FY 07 capital budget is \$5.3 million.

In July 1998, the BOCC committed \$93.9 million for an Accelerated Stormwater Program to respond to significant flooding problems resulting from unprecedented heavy rains generated by the El Niño phenomenon in September 1997 - March 1998. This program, funded primarily from Community Investment Tax backed financing, was completed in FY 05. Over 330 stormwater projects, 175 culvert replacements and 17 Watershed Management Plans were completed under the accelerated program.



Balm Road Wetlands Restoration

One major non-routine stormwater project is recommended for FY 07 funding: the Duck Pond Stormwater Pond Implementation project. The need for significant improvements was identified in 2004 because of flooding from heavy rains the county experienced during Hurricane Frances. To address drainage needs in this area, the County entered into an agreement with the City of Tampa to provide stormwater relief in the stricken area.

As part of these improvements, the County will build an additional retention pond and install a second large diameter pipe between two existing ponds. The County will also install a new 24,000 gallon per minute pump station near Duck Pond East. The County and the City of Tampa will jointly pay for a new pipe going south along 30th Street that will pump water into Hillsborough River. In addition to significant County funding already committed, the County and the City will seek grant funds to help pay for these improvements. The project is tentatively scheduled to be completed by 2010.

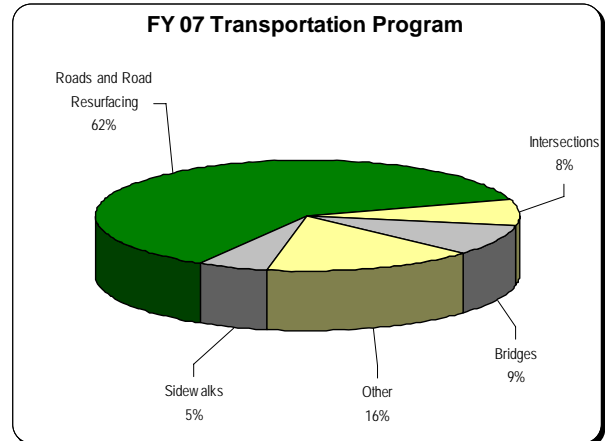
Transportation

The adopted FY 07 capital budget is \$93.3 million. The budget reflects new or additional funding for 19 road projects; 6 bridge projects; 8 intersection projects; sidewalks and ADA sidewalks;

new traffic signals; advanced right-of-way acquisition; improvements for channelization of traffic; road resurfacing; and continued reimbursements to the Fishhawk developer. It also includes one time funding for a County/Hillsborough Area Regional Transit (HART) ADA Accessibility initiative. The FY 07 capital budget reflects various significant events as discussed below.

The transportation capital budget reflects completion of repayment of short-term financing used to provide cash needed to keep transportation projects on schedule. Total transportation borrowing under this program was \$24.7 million.

As previously discussed in the overview section, a major issue impacting the transportation program is the rapid escalation of estimated project costs. In order to keep projects currently under construction on track, the Board of County Commissioners agreed to allow financing from Community Investment Tax Phase III anticipated revenues to be used to complete these projects. It is anticipated that a combination of state and federal grants, additional Community Investment Tax Phase III funds and increased developer contributions for projects required to address concurrency constraints will be needed to address any future shortfalls. The transportation program includes several projects with significant actual or anticipated developer contributions. These include the US 301 road widening project and proposed improvements to Bell Shoals Road and Lithia-Pincrest Boulevard.



The FY 07 capital budget reflects the Hillsborough County Board of County Commissioners' approval of \$15 million annual commitment to transportation over FY 05 funding levels, and is in addition to a previous \$10 million annual commitment from general revenues reflected in prior years. This increased funding will help address continuing operational, safety and capacity needs. The additional \$15 million is distributed equally between increased operating needs, safety improvements (which can be either capital or operating in nature) in support of the Board's strategic plan, and capital projects.

CAPITAL BUDGET



The Columbus Ave. Bridge over the Hillsborough River

In addition to a recurring \$15 million increase in transportation funding, the FY 07 capital budget incorporates new one-time funding from general revenues, Community Investment Tax reserves and financing to facilitate completion of several major road projects, including Boyette Road (US 301 to Bell Shoals), Bruce B. Downs (Palm Springs to Pebble Creek Drive South) and Racetrack Road (Douglas to Linebaugh). Other projects approved for funding in FY 07 for planning and/or design include Lutz Lake Fern Road interim improvements (Suncoast Parkway to Dale Mabry) and widening Bell Shoals (Bloomingdale to Boyette) to a 4 lane divided roadway. Note that the County is in negotiations with a developer regarding a contribution to meet concurrency requirements for the Bell Shoals project, as well as a proposed Lithia Pinecrest Road project.



Racetrack Road (Before Improvements)

On March 16, 2005, the County entered into an agreement with the state and numerous developers to facilitate widening US 301 from SR 674 to Gibsonton Drive to a 4 lane divided roadway. Under the agreement, the state and developers will contribute pond sites and cash totaling \$34 million to complete improvements needed to meet concurrency requirements. Although this is a state road, to be managed and built by the Florida Department of Transportation (FDOT), the County has contributed \$27.4 million to facilitate design and right-of-way acquisition for this project. The project's

capital budget reflects funding from all sources, including FDOT grants.

Another significant event continuing to impact FY 07 capital budget took place in January 2002 when the Board of County Commissioners approved \$132.0 million of Community Investment Tax backed financing to accelerate critical transportation projects. This funding allowed advancing project schedules for numerous road, intersection, bridge, and community based plan projects, as well as an Intelligent Transportation System initiative. Funding for many of these projects continues in FY 07 as indicated in the list of major projects.

A major project in the FY 07 capital budget is the widening of Bruce B. Downs Boulevard from Bearss Avenue to County Line Road. Based on completion of the project development and environmental study by the Florida Department of Transportation (FDOT), the Bruce B. Downs project scope was revised from the initial planned widening from 4 to 6 lanes from Bearss Avenue through Regents Park Drive to its current proposed scope of widening to 8 lanes from Bearss Avenue to the Pasco County Line. This increase in scope has resulted in a significant estimated cost increase for right-of-way acquisition and construction, allowing only the first two phases of this project, from Palm Springs to Pebble Creek Drive South, and from Pebble Creek Drive South to County Line Road, to be funded. The remaining segment from Bearss Avenue to Palm Springs, is partially funded. It is estimated that an additional \$80 million will be required to complete this segment. The County has and will continue to seek federal and state funding, as well as developer contributions, to help address this need.



Racetrack Road (After Improvements)

Widening Racetrack Road is another major project in the FY 07 Capital Budget. Completing all Racetrack Road construction projects will cost \$47.9 million, of which \$6.4 million is funded in FY 07. When completed, the stretch from Hillsborough Avenue to South Mobley, or 5.83 miles of roadway, will be widened. The project will also improve roadway drainage, implement Intelligent Transportation System enhancements to improve safety and enhance traffic control and install sidewalks, bicycle lanes and bus bays.

CAPITAL BUDGET

These improvements will help alleviate traffic backups and resulting safety issues brought about by significant development in the area. When completed, these projects will widen Racetrack Road from Hillsborough Avenue to Linebaugh Road from 2 to 6 lanes, from Linebaugh to Nine Eagles Road from 2 to 4 lanes, and Nine Eagles to South Mobley from 2 to 4 lanes.

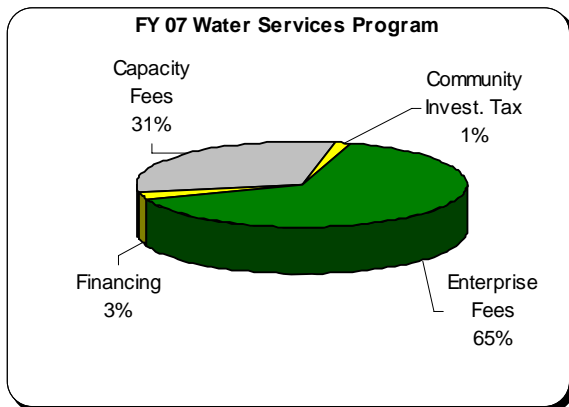
The Board also approved \$2.4 million in FY 07 to provide the County's portion of funding for required maintenance on the Friendship Trail Bridge and an additional \$1.5 million contribution to the City of Tampa to help fund their Cross Creek Boulevard road widening project.

More information about specific transportation projects is located in the adopted FY 07 – FY 11 Capital Improvement Program.

Water Services

The Adopted Water Services capital budget for FY 07 is \$156.7 million. The Water Services Program includes potable water, wastewater and reclaimed water projects and is funded with a combination of enterprise Fees, Community Investment Tax and financing.

New projects for FY 07 include the Central Drive Water Main / Phase II, the Lake Park Chemical Storage Roof Replacement, the Lithia Auxiliary Power Improvements, the Armand Drive Gravity Sewer (PS Replacement), the Large Diameter Force Main Valve Installations and the River Oaks RAS Pump Replacement project.



The FY 07 budget also includes \$19.9 million for the South Central Water Transmission Main Construction project, \$25.3 million for the Falkenburg Plant Expansion project, \$15.9 million for the Northwest Treatment Plant Expansion project, \$43.5 million for the Valrico AWTP Expansion project and \$3.1 million for the Carrollwood/Dale Mabry RW Pump Station Replacement project.

There are ten projects scheduled for completion in FY 07. These include the Class A sludge processing facility in Northwest Hillsborough County at a cost of \$29.9 million. This project allows for wastewater sludge to be thermally dried and pelletized to pro-

duce a reusable product that will meet class A standards and can be applied anywhere as fertilizer

Other projects are the Valrico AWTP Sludge Dewatering project, the Valrico Hills Franchise Purchase and Wastewater Connection project, the VanDyke Reclaimed Water Tank and Pumping Improvements project, the Dale Mabry & River Oaks WWTP Sludge Holding Tank R&R project, the South County AWTP Dewatering Equipment R&R project, the Valrico AWTP Additional Sludge Holding Tank project, the Miller Mac Pump Station Replacement project and the State Road 60 and Falkenburg Road Force Main Improvements project.

Automation projects at the wastewater plants and reclaimed water pump stations comprise a significant portion of the program. These projects will provide for more efficient operations and create greater control during emergency situations.

Capital Projects Operating Impacts

The Capital Improvement Program (CIP) is an integral element of the County's biennial budgeting process. The cost of operating new or expanded facilities or infrastructure can be significant and is included in the operating budget in the fiscal year the asset becomes operational. However in some cases, like the construction of a new jail, the operational impact may be phased in gradually while the new jail is under construction. This is because as the jail population increases beyond its operational capacity so does the need for additional funds for overtime pay or to add new staff, jail and food supplies and operational equipment, thus spreading the increased operating impact over a number of years rather than impacting the budget all at once when the jail is completed.

Debt service payments on issued debt for capital projects is also included in the operating budget. The amount of required debt service relative to the size of the annual budget is an important indicator of fiscal obligations. Since debt service expenditures reduce the amount of funds available for other operating or capital uses, it is important that the ratio of debt service to the total operating budget remain at a prudent level. While the adopted FY 07 capital budget includes the issuance of short-term commercial paper to advance certain projects, there is no impact on the operating budget from required debt service because these costs are rolled to subsequent notes until the projects are completed, at which time long term debt is issued.

Specific FY 07 operating impacts of capital facilities are:

Fire Services: The Chapman Road Fire Station is scheduled to open late FY 06, and the Country Place and Northdale Fire Stations will open in FY 07. It requires 13 positions and costs approximately \$1.0 million annually to operate a fire station without an advanced life support unit versus 21 positions and a cost of \$1.6 million to operate a fire station with an advanced life support unit.

CAPITAL BUDGET

Project (In thousands)	New Positions	FY 07 Oper. Impact
Chapman Rd. Fire Station	21	\$1,644.9
Country Place Fire Station	13	1,000.2
Northdale Fire Station	21	1,644.9

Government Facilities: Two projects will incur operating costs in FY 07:

Project (In thousands)	New Positions	FY 07 Oper. Impact
Animal Services Expansion	5	\$234.6
Court Facilities Expan.	2	339.7

Library Services: There are no projects scheduled for completion in FY 07.

Parks Facilities: Nineteen projects are scheduled for completion in FY 07. Nine will require a total of 25 new staff members and will incur total operating costs of \$2.1 million. Three will not require any staff, but will incur \$129,000 in operating costs and seven will have no impact on operating costs.

The annual operating expenditures for an average regional park require approximately \$500,000 in personnel costs and \$200,000 in other operating and maintenance costs. The annual operating expenditures for an average local park require approximately \$185,000 in personnel costs and \$100,000 in other operating and maintenance costs.

Project (In thousands)	New Positions	FY 07 Oper. Impact
All Peoples Center	3	\$500.8
Apollo Beach Park Exp.	2	129.3
Bellamy Playground	2	54.0
Carrollwood Cultural Center Land Acquisition	0	67.0
Carrollwood Village Rereation Center	5	359.9
Flatwoods Park Campground	2	262.6
Lettuce Lake Prk	0	5.0
Lighting Imp. Rec. Center	0	57.0
Live Oak Sports Complex	3	243.4
Northwest Rec. Corridor	6	378.3
Thonotosassa Main Street	1	25.4
Waterset Complex Land	1	110.6

Solid Waste: Four projects are scheduled for completion in FY 07. These projects will not require additional staff or incur additional operating costs.

Stormwater: New stormwater infrastructure does not normally have explicit additional operating costs beyond additional materials and supplies for maintenance. It is estimated that ongoing maintenance costs for stormwater improvements runs \$2.50 per \$1,000 of project cost. Stormwater infrastructure maintenance requirements include keeping drainage areas free from litter, leaves and debris as well as repairing cracked or broken stormwater pipes, culverts and other infrastructure. It is anticipated that maintenance of new stormwater infrastructure can be absorbed within the adopted FY 07 operating budget for the Transportation Maintenance Division of Public Works, the unit responsible for maintenance. As more infrastructure is brought online each year, additional staff and equipment will be needed at some future date to maintain infrastructure at desired levels.

Transportation: While new transportation infrastructure generally has no direct operating costs associated with it, there are ongoing maintenance expenditures needed to keep the roads up to County standards. Ongoing maintenance costs include pothole patching, lane and crosswalk re-striping, sign and traffic signal replacement, and roadside right-of-way mowing and maintenance. It costs approximately \$3,800 annually to maintain each lane mile of roadway. The County is responsible for maintaining over 6,270 lane miles throughout the County. Note that major road resurfacing is budgeted separately under the capital program. It is anticipated that additional transportation infrastructure scheduled for FY 07 completion can be met within the adopted budget. Like stormwater, as more transportation infrastructure continues to be brought online, additional staff and equipment will be needed at some point to maintain infrastructure at desired levels.

Water, Wastewater and Reclaimed Water There are ten projects scheduled for completion in FY 07. Seven projects will not require additional staff, but will require operating costs of \$97,000. Three projects will not require additional staff or incur additional operating costs.

Project (In thousands)	New Positions	FY 07 Oper. Impact
Dale Mabry & River Oaks WWTP Holding Tank R&R	0	\$3.0
Linebaugh Avenue 12" Inch WTM	0	2.3
Miller Mac Pump Station	0	3.3
RWTM Extension to New Developments	0	1.2
Utility Relocation Master Project	0	9.0

CAPITAL BUDGET

Project (In thousands)	New Positions	FY 07 Oper. Impact
Valrico Hills Franchise Purchase And Wastewater Connection	0	\$54.2
Valrico Reclaimed Water Pump Station Replacement	0	24.0

In FY 07 the average annual Equivalent Residential Customers accounts (ERC's) are estimated to be 190,189 for potable water, 195,537 for wastewater and 15,085 for reclaimed water. The average annual cost per customer account is estimated to be \$246 for potable water, \$381 for wastewater and \$152 for reclaimed water.

Major Repair, Replacement, Renovation, and Maintenance Program

During the FY 02 Capital Budget process, the Board of County Commissioners, concerned about maintaining the condition of County facilities, established the Major Repair, Replacement, Renovation and Maintenance Program. The program focuses on non-routine repairs, renovations, replacement or maintenance of existing facilities rather than construction of new facilities or infrastructure. Projects included in this program are typically under \$150,000, do not add square footage to an existing facility, and can be delivered within a twelve-month period. This program is more flexible than the CIP process, allowing the County to react in a more timely manner to facility related emergencies or non-routine repairs and maintenance needs. The projects can be identified, budgeted and completed within a twelve-month period. To ensure that funding is available to maintain existing facilities, the Board of County Commissioners sets aside a minimum of 1% of anticipated annual revenues in the Countywide General Fund, the Unincorporated Area General Fund and the Library District Fund. This 1% allocation will provide approximately \$9.0 million in FY 07. In addition, the County Administrator has included another \$1.5 million in the adopted budget to provide additional funding for parks and fire stations.

The Major Repair, Replacement, Renovation and Maintenance program also funds Phase I of the ADA Transition Plan, previously approved by the Board in FY 01, as part of the County's continued commitment to comply with the American Disabilities Act by making all County facilities handicapped accessible.

Projects funded by this program in FY 07 are listed at the end of this section.

Monitoring

The Management and Budget Department conducts regular reviews of capital project status, allocations and expenditures along with related activities. The purposes of these reviews are:

- To ensure compliance with applicable statutes, ordinances, County policies and procedures, and sound accounting and budgeting practices
- To identify projects with excess appropriations that might be subject to reallocation
- To identify projects with total expenditures and encumbrances exceeding the current appropriation that might require additional appropriations
- To track impact fee revenues and expenditures to ensure that impact fees are being spent in a timely manner as required by ordinance

Results of these analyses are communicated to appropriate management and staff for follow-up and appropriate corrective action.

To assist in the reviews, Management and Budget Department generates numerous variance and tracking reports from the County's financial system and Project Management Information System (PIMS). Among these reports are:

Monthly Community Investment Tax Report

This report shows the budget, expenditures and remaining balance of projects categorized by program and reflects the cash position of the fund. Management uses this report to determine the availability of funds that may be used to fund other needs.

Projects 90 Days or More Past Substantial Completion Date

This report identifies open projects that have been coded as substantially complete (defined as completed and ready for use) for at least 90 days in the Project Information Management System. Appropriate management is requested to complete fiscal close out for these projects unless a valid reason, which they must provide, exists for keeping the project open. One example of a valid reason is outstanding eminent domain issues associated with a project. This review helps identify allocated funds that might no longer be needed for the intended purpose.

Fiscally Closed Projects with Balances

This report is run periodically to determine if any capital projects coded as fiscally closed in the Project Information Management System have outstanding balances. If any are identified, the managing department is requested to prepare a budget amendment to make residual funds available for other projects.

Negative Balance Report

This monthly report identifies projects that have negative balances within any funding sources. This report is sent to all departments involved with capital projects to alert them of the need for corrective action.

CAPITAL BUDGET

Impact Fee Threshold Report

This report is used to determine the status of impact fee funds as it relates to the timeliness of spending as required by County Ordinance. It shows revenues by impact fee zone and projects when each zone's balance needs to be spent in order to meet ordinance restrictions on timeliness of use. Hillsborough County,

by ordinance, requires that all impact fee revenues be utilized within 6 years or may be subject to refund.

Unfunded Projects Needs List

This is a prioritized list of capital project needs by program that is used to determine what projects should be funded next as funds become available.

CAPITAL BUDGET
FY 07 Funding for Capital Projects (in thousands)

<u>Project Number</u>	<u>Project Title</u>	<u>Prior Funding</u>	<u>FY 07 Funding</u>	<u>Future Funding</u>	<u>Total Funding</u>
<i><u>Fire Services:</u></i>					
92103	Adamsville Fire Station	\$175	-\$125	\$0	\$50
91159 *	Anderson Rd. Fire Station	0	240	5,040	5,280
91155 *	Bearss Fire Station	0	190	2,151	2,341
91156 *	Central Brandon Fire Station	0	190	2,801	2,991
91151	Chapman Road Fire Station	3,062	75	0	3,137
79140	Country Place Fire Station	3,546	50	0	3,596
91157 *	East Sligh (Nuccio Park) Fire Station	0	190	2,584	2,774
91142	Fire Hydrant Installation	790	160	160	1,110
91158 *	Fire Rescue Complex Phase I (Training Facility)	0	120	7,910	8,030
79020	Fire Rescue Equipment Repl. II	5,760	1,440	1,440	8,640
91160 *	Gibsonton Fire Station Expansion	0	80	1,035	1,115
91153	Land Acquisition - New Fire Stations	4,551	1,500	6,000	12,051
91154 *	Seffner - Mango Fire Station	0	190	2,105	2,295
Total Fire Rescue Program		\$17,884	\$4,300	\$31,226	\$53,410

Government Facilities:

77711	700 Twiggs Exterior Wall Repair	\$222	\$50	\$0	\$272
79001	Animal Services Investigation Kennel	0	138	1,380	1,518
77721	Children's Services Campus Enhancements	275	5,380	3,650	9,305
77705	Children's Services Treatment Center	193	-193	0	0
79057	Continuity of County Govt. Phase II	0	863	1,881	2,744
77737 *	County Center Expand Chill Water Lines to 1st & 2nd Floors	0	1,250	0	1,250
77709	County Center Exterior Hardscape Replacement	70	505	0	575
77712	County Govt. Interim Disaster Relocation	60	-60	0	0
77736 *	Courthouse Annex Maint. Systems Upgrade	0	1,545	0	1,545
77738 *	Falkenburg Rd. CSX ROW Acquisition	0	300	0	300
70058	Falkenburg Rd. Jail Expansion Phase VI	48,504	33,679	0	82,183
79143	Falkenburg Rd. Jail Expansion Phase VII	2,625	50	31,625	34,300
70061	Falkenburg Rd. Water Dept. Cust. Svc. Warehouse	905	15,750	65	16,720
77704	Family / Civil Court Expansion	150	2,196	0	2,346
31935	Fawn Ridge Water Plant Bldg. Improvements	176	1,424	0	1,600
77703	Felony Court Expansion	2,410	751	0	3,161
77740 *	Florida Aquarium Building Upgrades	0	100	0	100
77710	Indoor Air Quality Measures	500	630	0	1,130
77708	Main Courthouse Renovation Phase III	970	2,080	0	3,050
70059	Mosquito Control Relocation to Vandenburg	3,300	250	0	3,550
70035	New Roger P. Stewart Complex	7,109	155	0	7,264
77706	Plant City Headstart Renovation	140	-140	0	0
77707	Public Defender Office Expansion	390	580	0	970
79135	Regional Svc. Ctr./Townhall-Brandon	4,841	639	0	5,480
79139	Riverview Terrace Senior Center	1,742	192	0	1,934
77713	Roger P. Stewart Center Chiller Plant	585	450	0	1,035
77717	Roger Stewart Fire Alarm System Upgrade	35	-35	0	0
77724	Tax Collector's Office Expansion at Falkenburg Rd.	1,200	-11	0	1,189

CAPITAL BUDGET
FY 07 Funding for Capital Projects (in thousands)

Project Number	Project Title	Prior Funding	FY 07 Funding	Future Funding	Total Funding
79138	Town N' Country Senior Center	1,936	400	0	2,336
70065	Westgate Headstart Building Replacement	867	230	0	1,097
Total Govt. Facilities Program		\$79,205	\$69,148	\$38,601	\$186,954

Library Facilities:

79002	North Tampa Branch Library Exp.	\$654	\$20	\$5,205	\$5,879
70079	Riverview Additional Land and Parking	512	27	152	691
70081	Robert W. Saunders Sr. Public Library - PH I	30	5	7,810	7,845
70077	Seffner - Mango Replacement	770	315	4,730	5,815
70078	Sulphur Springs Partnership Library	70	700	422	1,192
70082	Turkey Creek Partnership Library	0	240	3,735	3,975
70080	University Area Partnership Library	825	1,210	3,415	5,450
79127	Westgate New Regional Library	7,526	1,090	0	8,616
Total Library Services Program		\$10,387	\$3,607	\$25,469	\$39,463

Parks Facilities:

80325*	Apollo Beach Nature Park Restroom	\$0	\$100	\$0	\$100
80339*	Ben Hill Playground/Park Construction	0	50	0	50
80195	Branchton Area Park PD&E & Construction	205	2,895	0	3,100
80340*	Carolyn Meeker Park / Dog Park	0	150	0	150
89318	Citrus Park Community Center	1,500	1,500	0	3,000
83214	Cockroach Bay Boat Ramp Improvement	0	27	196	223
80196	Cross Creek Sports Complex PD&E & Construction	85	4,115	0	4,200
83215	E G Simmons Additional Boat Ramp Construction	0	320	0	320
89000	Environmental Land Acquisition & Protection Program	48,969	11,312	55,717	115,998
89319*	Fallen Heroes Park	0	2,000	0	2,000
80654	Fish Hawk Community Playground Construction	0	682	0	682
82533	Gardenville Community Center Restoration	42	130	0	172
82535*	Gardenville Recreation Center Restroom Construction	0	55	0	55
80338*	Logan Gate Park Upgrade	0	150	0	150
89311C	Lutz/Oscar Cooler Football Practice Field Renovation (CIT-II)	0	500	0	500
89312C	Mango Park Improvements (CIT II)	0	750	0	750
80165	North Ruskin Park Land Acquisition/Construction	215	350	0	565
83639	Northwest Recreational Corridor Phase II	0	325	1,275	1,600
80315	Oscar Cooler Soccer Complex Construction	452	3,251	0	3,703
83635	Progress Village Sports Complex Construction	330	2,599	3,120	6,049
89003*	South Coast Greenway Phase I- Pd&E/Construction	0	75	2,412	2,487
80317*	Springhead Community Center Addition	0	750	0	750
89314	Town N' Country/Shimberg Soccer Field Expansion (CIT-II)	0	200	550	750
80999	Allocated Funds (Boat Improvement Fund)	340	-35	0	305
89310	Northeast Athletic Complex Land Acquisition	3,546	-3	0	3,543
80074	Northwest Project Planning/Contingency Account	50	-50	0	0
Total Parks		\$55,734	\$32,198	\$63,270	\$151,202

CAPITAL BUDGET
FY 07 Funding for Capital Projects (in thousands)

<u>Project Number</u>	<u>Project Title</u>	<u>Prior Funding</u>	<u>FY 07 Funding</u>	<u>Future Funding</u>	<u>Total Funding</u>
<i>Solid Waste:</i>					
54045	Hillsborough Heights Collection Center Improvements	\$150	\$680	\$0	\$830
54031	Hillsborough Heights Landfill Cover Improvements	50	1,760	0	1,810
54044	Resource Recovery Facility Entrance Expansion - PD&E	100	200	0	300
54047	Sheldon Road Household Chemical Collection Center Expansion	260	15	0	275
<i>Total Solid Waste</i>		\$560	\$2,655	\$0	\$3,215

<i>Stormwater:</i>					
41152	Alder Way Underdrain Improvements	\$0	\$40	\$69	\$109
49999	Allocated Funds for Stormwater Projects	209	1,351	63,649	65,209
41061	Button Wood Pump Station Project	200	100	0	300
41145 *	Chapman Road Drainage Improvements	0	100	60	160
48516	Countywide Watershed Mgmt Masterplan Update	1,250	250	1,000	2,500
41142 *	Countywide Watershed Mgmt Masterplan Update Phase II	660	650	600	1,910
47339	Culvert Replacement Countywide FY 07	0	1,150	0	1,150
41146 *	Cypress Place Stormwater Improvements	0	100	22	122
40039	Delaney Creek Stormwater Plan Implementation	0	300	400	700
47097	Duck Pond Stormwater Plan Implementation	1,750	802	1,473	4,025
41150 *	Golf and Sea Boulevard Drainage Improvements	0	100	40	140
41151 *	Hancock Street Sidewalk Drainage Improvements	0	110	0	110
47343	Hillgrove and Stearns Stormwater Improvements	696	104	0	800
41072	Hollomans Branch Stormwtr Improvemnts - HBA 1A	329	310	64	703
41073	Hollomans Branch Stormwtr Improvemnts - HBA 6C	70	10	1,560	1,640
41063	Hutchinson Road Outfall Project	129	36	0	165
41075	Lake Forest Outlet Structure	69	231	0	300
41064	Lake George Pump Station	190	60	0	250
41149 *	Lake June Wetlands Restoration	250	95	465	810
48501	Neighborhood System Improvements	1,545	-1,085	1,979	2,439
41148 *	Tyler Run Avenue Stormwater Improvements	0	100	70	170
41147 *	Wee Lake Outfall Improvements	0	60	330	390
41080	Wolf Branch Culvert Replacements	218	312	0	530
<i>Total Stormwater Program</i>		\$7,565	\$5,286	\$71,781	\$84,632

Transportation:

<i>Roads</i>					
61991	Allocations for Road Projects	\$5,698	-\$8	\$4,496	\$10,186
69112	Bell Shoals Road Widening (Bloomingdale to Boyette)	3,625	4,300	16,250	24,175
61023	Bicycle Lanes County Rural Roads FY 07	0	1,000	0	1,000
61904	Boyette Road (US 301 - Bell Shoals)	8,474	5,000	0	13,474
61045	Bruce B. Downs Road Widening (Bears Ave - Palm Springs)	3,500	6,700	0	10,200
61044	Bruce B. Downs Road Widening (Palm Springs-Pebble Crk Dr. S)	32,289	2,000	59,211	93,500
61134	Citrus Park Extension	1,250	3,000	7,000	11,250
61057	Columbus Drive Extension	11,000	1,000	7,000	19,000
61019	Consolidated Road Median Improvements	981	100	400	1,481

CAPITAL BUDGET
FY 07 Funding for Capital Projects (in thousands)

<u>Project Number</u>	<u>Project Title</u>	<u>Prior Funding</u>	<u>FY 07 Funding</u>	<u>Future Funding</u>	<u>Total Funding</u>
61058	Cross Creek Widening Phase II	0	1,500	0	1,500
69127	Gornito Lake Road Extension (Brandon Town Center - SR 60)	1,500	1,450	10,000	12,950
69106	Gunn Highway (Ehrlich Road - South Mobley Road)	12,650	1,600	0	14,250
61052	Lutz Lake Fern Road Improvements	700	10,050	3,300	14,050
69323	Neighborhood Traffic Calming FY 07 (CIT)	0	800	0	800
61977	Pave Dirt Roads Program FY 07	0	350	0	350
69044	Pavement Treatment Program FY 07	0	11,991	0	11,991
69118	Race Track Road Widening Phase I (Douglas - Linebaugh)	4,405	3,439	4,910	12,754
69119	Race Track Road Widening Phase II (Countryway - South Mobley)	14,645	2,200	0	16,845
69120	Race Track Road Widening Phase III (Linebaugh - Countryway)	9,075	750	0	9,825
61967	Resurfacing Roads With County Forces FY 07	0	500	0	500
<i>Total Roads Program</i>		\$109,792	\$57,722	\$112,567	\$280,081
<i>Bridges</i>					
62116	Consolidated Bridge & Guardrail Rehab/Repair FY 07	\$0	\$1,000	\$0	\$1,000
69225	Columbus Drive over Hillsborough River Bridge Rehabilitation	0	1,875	6,775	8,650
69217	Durant Road Over Branch of Turkey Creek Bridge	2,042	800	0	2,842
62232	Friendship Trail Bridge Repairs - Phase II	0	2,400	0	2,400
69226	Platt Street over Hillsborough River Bridge Rehabilitation	0	2,375	8,375	10,750
69202	South CR 39 Over Little Manatee River Bridge	3,043	49	0	3,092
<i>Total Bridges Program</i>		\$5,085	\$8,499	\$15,150	\$28,734
<i>Intersections</i>					
63327	Anderson Road And Waters Avenue Intersection	\$6,319	\$257	\$0	\$6,576
63947	Bruce B Downs & Pine/University Sq. Dr Intersection	773	108	0	881
63003	Countywide School Traffic Safety Devices Program	1,427	175	700	2,302
63002	Countywide School Traffic Signal, Signs & Markings	875	75	300	1,250
63000	Critical Accident Mitigation Intersection Improv.	1,150	5,364	22,450	28,964
69351	Hanley Road & Waters Avenue Intersection	5,076	644	900	6,620
63082	Linebaugh Ave West and Sheldon Road	485	34	0	519
69353	Livingston Ave and Newberger Rd Intersection	457	403	0	860
<i>Total Intersections Program</i>		\$16,562	\$7,060	\$24,350	\$47,972
<i>Sidewalks</i>					
64099	County / HART ADA Accessibility Assistance Program	\$0	\$500	\$0	\$500
64034	Sidewalk ADA Retrofit Program FY 07	0	850	0	850
69506	Sidewalk Retrofit Construction Funding FY 07	0	3,600	0	3,600
<i>Total Sidewalks Program</i>		\$0	\$4,950	\$0	\$4,950
<i>Other</i>					
69115	Advanced Right-Of-Way Acquisition	\$13,606	\$3,000	\$450	\$17,056
69344	Channelization Of Traffic FY 07 (CIT)	0	740	0	740
69000	CIT Transportation Cost Escalation Funds	0	4,000	0	4,000
65008	Emergency Responders - Traffic Signal Preemption Pilot	0	60	0	60
61909	Fishhawk Developer Reimbursement for Excess Capacity	1,819	163	651	2,633
61010	Hartline Capital Allocation	2,858	97	362	3,317

CAPITAL BUDGET
FY 07 Funding for Capital Projects (in thousands)

<u>Project Number</u>	<u>Project Title</u>	<u>Prior Funding</u>	<u>FY 07 Funding</u>	<u>Future Funding</u>	<u>Total Funding</u>
63073	New Traffic Signals	4,920	4,050	2,850	11,820
65005	Railroad Crossing Reconstruction Projects	900	1,200	1,600	3,700
69126	School Safety Circulation and Access Program	0	788	6,712	7,500
65009	Suncoast Parkway/Veterans Expressway Sound Barrier	0	1,000	0	1,000
<i>Total Other</i>		\$24,103	\$15,098	\$12,625	\$51,826
<i>Total Transportation Program</i>		\$155,542	\$93,329	\$164,692	\$413,563

Water Services:

Potable Water

31962*	Central Drive Water Main / Phase II	\$0	\$112	\$288	\$400
31961*	Lake Park Chemical Storage Roof Replacement	0	126	324	450
31960*	Lithia Auxiliary Power Improvements	0	728	4,472	5,200
31957	Fire Flow Deficiency Master Project	500	2,050	8,200	10,750
31158	Linebaugh Avenue 12" Inch WTM	1,763	1,737	0	3,500
31945	Utility Relocation - Master Project	2,192	1,000	4,000	7,192
31955	South Central Water Transmission Main Construction	3,080	19,920	0	23,000
30116	Water Treatment R&R -Master Project	4,888	1,222	4,888	10,998
31952	Central Hillsborough Water Treatment Facility	6,320	12,680	0	19,000
39158	Future Acquisition of Water/Wastewater Utility Systems	9,345	2,100	500	11,945
<i>Total Potable Water</i>		\$28,087	\$41,675	\$22,672	\$92,434

Wastewater

10641*	Armand Drive Gravity Sewer (PS Replacement)	\$0	\$224	\$576	\$800
10786	Boyette/Balm Riverview Road Master Pump Station	186	800	2,514	3,500
10770	Brandon Lakes Force Main Replacement	0	196	504	700
10771	Chelsea Pump Station Replacement	50	150	515	715
10790	Comanche Ave. Partial Force Main Replacement	588	1,512	0	2,100
10138	Countywide Major WW Pump Stations Refurbish_Master Project	10,000	2,100	12,000	24,100
10140	Countywide WW Pump Station Replacements-Master Project	5,500	1,250	10,000	16,750
10772	Falkenburg Plant Expansion from 9 To 12 Mgd	3,284	25,266	0	28,550
10642*	Large Diameter Force Main Valve Installations	0	360	1,640	2,000
10768	Low Pressure Sewer System LPSS - Master Project	4,500	1,500	6,000	12,000
10744	Manhole Inspection & Rehabilitation Program-Master Project	6,996	1,000	3,200	11,196
10769	Northwest Treatment Plant Expansion From 5 To 10 Mgd	41,618	15,883	0	57,501
10745	Regional Wastewater Treatment Plant R&R - Master Project	8,200	2,000	12,000	22,200
10788	Rhodine Road / US Hwy 301 Master Repump Station	160	480	2,660	3,300
10787	Rhodine Road/Balm Riverview Road Parallel Force Main	586	1,756	6,022	8,364
10792	River Oaks AWTP Power Distribution Reconfigure	233	767	0	1,000
10643*	River Oaks RAS Pump Replacement	0	525	1,575	2,100
10774	River Oaks Switchgear Replacement	524	1,346	0	1,870
10791	South County Filter Feed Station Replacement	33	100	342	475
10747	Sub-Regional WW Treatment Plant R&R Master Project	800	100	300	1,200
10794	Supervisory Control & Acquisition of Data for Pump Stations Phase II	0	805	19,338	20,143
10793	Tanglewood Pump Station Replacement	209	891	0	1,100
10777	Us 41 Symmes Ave Wastewater Force Main	389	2,088	0	2,477

CAPITAL BUDGET
FY 07 Funding for Capital Projects (in thousands)

<u>Project Number</u>	<u>Project Title</u>	<u>Prior Funding</u>	<u>FY 07 Funding</u>	<u>Future Funding</u>	<u>Total Funding</u>
19016	Valrico AWTP Expansion From 6 Mgd To 12 Mgd	7,500	43,500	0	51,000
10778	Valrico AWTP UV Disinfection	3,640	4,000	0	7,640
10750	Wastewater Slip Lining - Master Project	10,200	2,000	8,000	20,200
<i>Total Wastewater</i>		\$105,196	\$110,599	\$87,186	\$302,981
<i>Reclaimed Water</i>					
10797	Abbey Grove Reclaimed Water Improvement Unit	\$41	\$212	\$0	\$253
10782	Carrollwood/Dale Mabry RW Pump Station Replacement	1,204	3,096	0	4,300
10798	Casey Lakes Manor Reclaimed Water Improvement Unit	51	265	0	316
10799	Cheval East Bordeaux Reclaimed Water Improvement Unit	116	597	0	713
10795	Reclaimed Water Pump Station Refurbishment Master Project	100	100	400	600
19017	RWTM Ext. To New Developments And RWIU's-Master Project	1,100	200	600	1,900
		\$2,612	\$4,470	\$1,000	\$8,082
<i>Total Water Services Program</i>		\$135,895	\$156,744	\$110,858	\$403,497
<i>Other Non-CIP:</i>					
	Repair, Replace, Renovate and Maintenance	\$0	\$9,736	\$39,451	\$49,187
	Other Non-CIP	0	1,399	0	1,399
<i>Total Non-CIP</i>		\$0	\$11,135	\$39,451	\$50,586
<i>Total Capital Budget</i>		\$462,772	\$378,402	\$545,348	\$1,386,522

* New Project

CAPITAL BUDGET**Major Repair, Replacement, Renovation and Maintenance (R3M) Program****FY 07 Projects List**

<u>Fund / Program / Project Title</u>	<u>FY 07 Funding</u>	<u>Future Funding</u>	<u>Total FY 07 - FY 11 Funding</u>
<u>Fire Services:</u>			
<i><u>Unincorporated Area (MSTU):</u></i>			
Apollo Beach FS #29 Exterior Paint	\$8,000	\$0	\$8,000
Brandon FS #11 Bay Exit Door & Ventilation Project	15,000	0	15,000
Brandon FS #11 Parking Lot Repair & Renovation	75,000	0	75,000
Fire Marshall 78th St. A/C Replacement & Ducting	60,000	0	60,000
Fire Stations Code Compliance	50,000	100,000	150,000
FR Center Classroom A/C Replacement (FR99912)	7,500	0	7,500
FR HQ A/C Replacement	48,000	0	48,000
FR Hardening	75,000	0	75,000
FR HQ Warehouse Storage System Replacement	230,000	0	230,000
FR Training Trailer A/C Replacement (FR9914)	4,400	0	4,400
Gunn Highway FS #13 Concrete Apron Replacement	60,000	0	60,000
Gunn Highway FS #13 Interior Renovations	145,000	0	145,000
Springhead FS #25 Re-roof	80,000	0	80,000
Wimauma FS #22 Re-roof with BUR	40,000	0	40,000
Wimauma FS #22 A/C Replacement	16,250	0	16,250
Allocated Fund Major Maint/Repairs Fire Rescue	350,000	4,436,126	4,786,126
Total Fire Services	<u>\$1,264,150</u>	<u>\$4,536,126</u>	<u>\$5,800,276</u>

Government Facilities:*Countywide (General Fund):*

700 Twiggs St. Chiller Demolition	\$125,000	\$0	\$125,000
700 Twiggs St. Security Office Duct System Replacement	50,000	0	50,000
700 Twiggs St. Window Gasket Replacement	220,000	0	220,000
Aging Services Signage Replacement	25,000	0	25,000
Annex North Tower Chiller Demolition	195,000	0	195,000
Clerk of the Circuit Court Space Renovations	250,000	0	250,000
Cooperative Extension Door Replacement	40,000	0	40,000
Cooperative Extension Water Supply System Renovation	130,000	0	130,000
County Buildings ADA	400,000	0	400,000
County Center Bldg. Renewal & Replacement	250,000	1,000,000	1,250,000
County Center Generator Fuel Tank Venting	5,000	0	5,000
Edgecomb Building Re-lamp	30,000	0	30,000
Emergency Operations Center Re-roof	225,000	0	225,000
Fleet Central Air Handlers & Ducting	65,000	0	65,000
Fleet Central Bay Fan Replacement	35,000	0	35,000
Fleet Central Car Wash Roof Coating	20,000	0	20,000
Fleet Central Exterior Paint	145,000	0	145,000
Fleet Central Interior Wall Painting	295,000	0	295,000
Fleet Unit #3 Big Bend Rd. Exterior Paint	40,000	0	40,000
Fleet Unit #3 Interior Renovations	90,000	0	90,000
Fleet Unit #5 Roll Up Door Replacement	60,000	0	60,000
HS Brandon Fire Alarm Replacement	25,000	0	25,000

CAPITAL BUDGET**Major Repair, Replacement, Renovation and Maintenance (R3M) Program****FY 07 Projects List**

<u>Fund / Program / Project Title</u>	<u>FY 07 Funding</u>	<u>Future Funding</u>	<u>Total FY 07 - FY 11 Funding</u>
HS La Paloma Fire Alarm Replacement	25,000	0	25,000
HS McCleod Exterior Repairs	18,000	0	18,000
HS McCloud Fire Alarm Replacement	25,000	0	25,000
HS McCloud Re-roof	125,000	0	125,000
HS MOSI Fire Alarm Replacement	25,000	0	25,000
HS Plant City Fire Alarm Replacement	25,000	0	25,000
HS Plant City Fire Alarm Replacement	25,000	0	25,000
HS Sulphur Springs Fire Alarm Replacement	25,000	0	25,000
HS Sulphur Springs Replace Rooftop A/C Unit	15,000	0	15,000
HS Sulphur Springs Staff Restroom Renovations	60,000	0	60,000
Lee Davis NSC Carpet Replacement	75,000	0	75,000
Lee Davis NSC Elevator Renovation	110,000	0	110,000
Lee Davis NSC Interior Renovation	125,000	0	125,000
Pierce St. Garage High Bay Lighting 1st Floor	13,000	0	13,000
RE Surplus Warehouse A/C	22,500	0	22,500
Roger Stewart Complex East Bldg. Repairs	15,000	0	15,000
Roger Stewart South Replace 3rd Floor Condensing Unit	15,000	0	15,000
Roger Stewart West 2nd Floor A/C Duct Replacement	24,000	0	24,000
Senior Center Wimauma A/C	12,500	0	12,500
South Annex AHU #1 and 2 Replace VFD's	55,000	0	55,000
West Tampa Neighborhood Service NSC) Center Re-roof	306,000	0	306,000
Zack St. Garage Interior Clean & Paint	135,000	0	135,000
Allocated Fund Major Maint/Repairs Govt. Facilities	838,883	22,962,631	23,801,514
Total Government Facilities	<u>\$4,834,883</u>	<u>\$23,962,631</u>	<u>\$28,797,514</u>

Library Services:**Special Library Taxing District:**

Austin Davis New Condenser and Ducting	\$30,000	\$0	\$30,000
Bloomingtondale Acoustical Panels	27,500	0	27,500
Fendig Electric Door Replacement	38,000	0	38,000
Germany Auditorium Deck Water Proofing	95,000	0	95,000
Germany Cooling Tower VFD in East and West Buildings	32,000	0	32,000
Germany Loading Dock & Garage Repairs	20,000	0	20,000
Lutz A/C Replacement (Old Section)	125,000	0	125,000
Lutz Outdoor Water Tank for Well	25,000	0	25,000
Riverview Exterior Doors & Atrium Roof Replacement	60,000	0	60,000
Allocated Fund Major Maint/Repairs Libraries	50,332	1,953,772	2,004,104
Total Library Services	<u>\$502,832</u>	<u>\$1,953,772</u>	<u>\$2,456,604</u>

Parks Facilities:**Countywide (General Fund):**

Allocated Fund Major Maint/Repairs Parks	\$500,000	\$0	\$500,000
Total Parks Countywide	<u>\$500,000</u>	<u>\$0</u>	<u>\$500,000</u>

CAPITAL BUDGET

Major Repair, Replacement, Renovation and Maintenance (R3M) Program

FY 07 Projects List

<u>Fund / Program / Project Title</u>	<u>FY 07 Funding</u>	<u>Future Funding</u>	<u>Total FY 07 - FY 11 Funding</u>
<i>Unincorporated Area (MSTU):</i>			
<i>Allocated Fund Major Maint/Repairs Parks</i>	\$1,838,407	\$4,698,710	\$6,537,117
Total Parks Unincorporated	\$1,838,407	\$4,698,710	\$6,537,117
Total Parks	\$2,338,407	\$4,698,710	\$7,037,117
<u>Public Works:</u>			
<i>Unincorporated Area (MSTU):</i>			
Road Unit #3, South Heavy Vehicle Wash Rack Repl. (EPC Order)	\$165,000	\$0	\$165,000
Road Unit #4, Plant City Heavy Vehicle Wash Rack Repl. (EPC Order)	165,000	0	165,000
Road Unit #2, Sheldon Heavy Vehicle Wash Rack Replacement (EPC Order)	165,000	0	165,000
Road Unit #1 Admin A/C Rd0101	39,600	0	39,600
Allocated Fund Major Maint/Repairs Public Works	260,842	3,100,000	3,360,842
Total Public Works	\$795,442	\$3,100,000	\$3,895,442
Total R3M Program	\$9,735,714	\$38,251,239	\$47,986,953



Hillsborough County
Florida