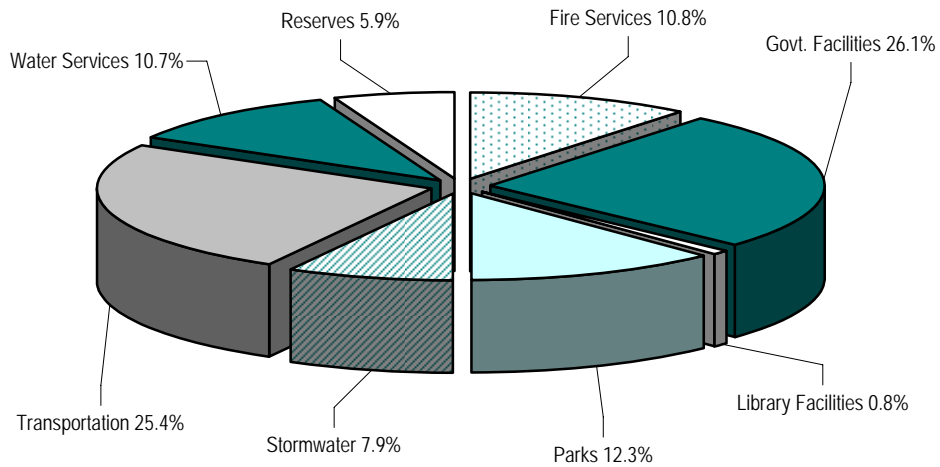


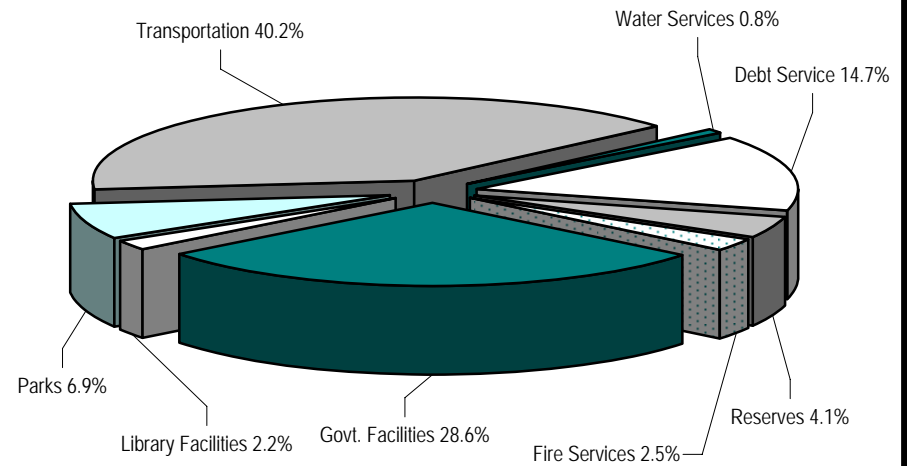
COMMUNITY INVESTMENT TAX PROGRAM ALLOCATIONS

PHASE I
January 1997 to January 2003



Each 1% equals \$2.04 Million
Total funding equals \$204.3 Million

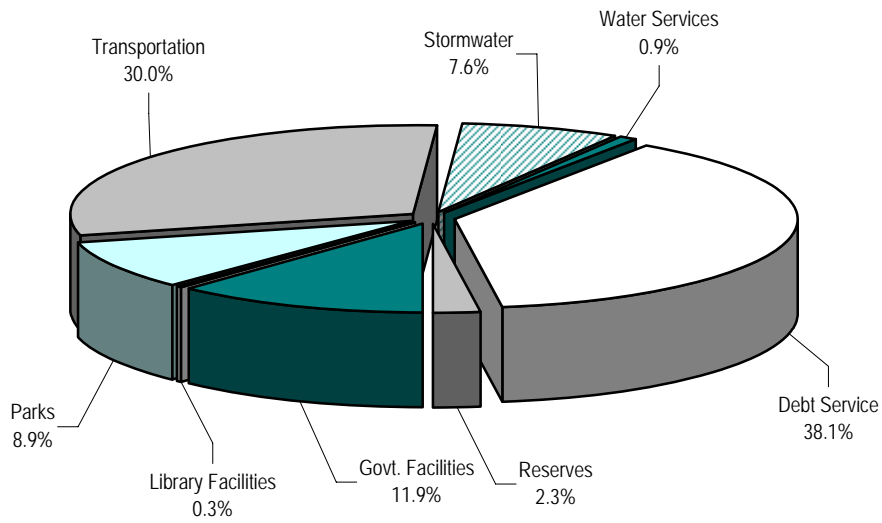
PHASE II
February 2003 to January 2008



Each 1% equals \$4.7 Million
Total funding equals \$467.4 Million

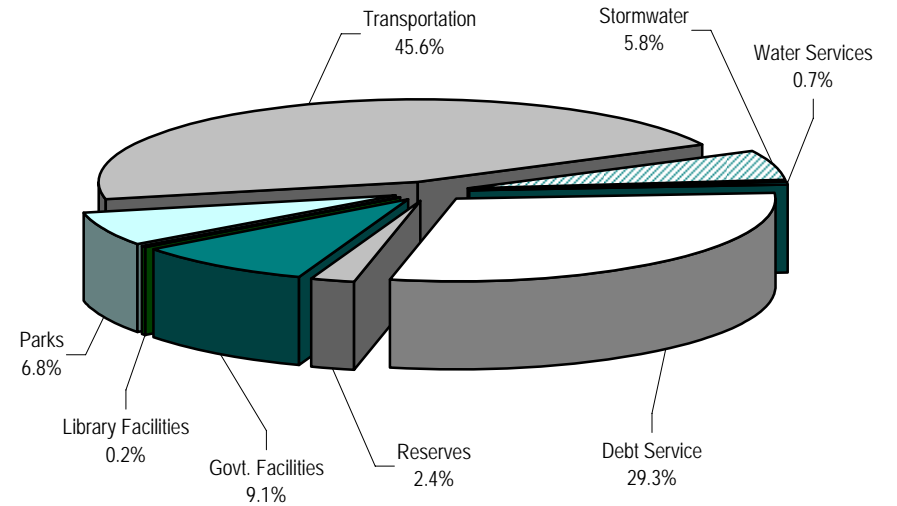
COMMUNITY INVESTMENT TAX PROGRAM ALLOCATIONS

PHASE III (Appropriated Amounts Only)
February 2008 to September 2016
(Excludes Transportation Task Force Projects)



Each 1% equals \$7.2 Million
 Total funding equals \$724.1 Million

PHASE III (Appropriated Amounts Only)
February 2008 to September 2016
(Includes Transportation Task Force Projects)



Each 1% equals \$9.4 Million
 Total funding equals \$942.7 Million

**COMMUNITY INVESTMENT TAX I
SOURCES AND USES SUMMARY
(in thousands)**

	TOTAL CIT I	ALL YEARS BUDGET FY 09 (a)	FY 10	FY 11	FY 12	FY 13	FY 14	FY 15	TOTAL FY 10 - FY 15
SOURCES									
Transfers from Sales Tax Fund	\$185,857	\$185,857	\$0	\$0	\$0	\$0	\$0	\$0	\$0
Interest Earnings	18,024	17,254	700	70	0	0	0	0	770
Residual Funds Sheriff's Office	23	23	0	0	0	0	0	0	0
Reimbursements	557	557	0	0	0	0	0	0	0
Other Miscellaneous	-121	-121	0	0	0	0	0	0	0
Total Sources	\$204,340	\$203,570	\$700	\$70	\$0	\$0	\$0	\$0	\$770

USES

Fire Services	\$22,121	\$20,541	\$0	\$0	\$1,570	\$10	\$0	\$0	\$1,580
Govt. Facilities	53,346	53,346	0	0	0	0	0	0	0
Library Facilities	1,607	1,607	0	0	0	0	0	0	0
Parks	25,180	25,180	0	0	0	0	0	0	0
Stormwater	16,212	14,099	1,925	188	0	0	0	0	2,113
Transportation	51,982	51,982	0	0	0	0	0	0	0
Water Services	21,848	30,566	-8,718	0	0	0	0	0	-8,718
Reserve CIT Court Debt Svc.	1,565	1,565	0	0	0	0	0	0	0
Reserve Capital Projects	10,480	4,685	7,493	-118	-1,570	-10	0	0	5,795
Total Uses	\$204,340	\$203,570	\$700	\$70	\$0	\$0	\$0	\$0	\$770

(a) As of 08/31/09

**COMMUNITY INVESTMENT TAX - PHASE I
PROJECTS SUMMARY SCHEDULE
(in thousands)**

PROJECT NUMBER	PROJECT TITLE	TOTAL EST COST	TOTAL PRIOR YRS	FY 10	FY 11	FY 12	FY 13	FY 14	FY 15	TOTAL FY 10 - FY 15	FUTURE	COMMENTS
<u>FIRE SERVICES</u>												
C79125	AMBULANCE REPLACEMENT	\$1,749	\$1,749	\$0	\$0	\$0	\$0	\$0	\$0	\$0	\$0	COMPLETED FY 99
C79014	BRANDON FIRE STATION	536	536	0	0	0	0	0	0	0	0	COMPLETED FY 01
C91151	CHAPMAN ROAD FIRE STATION	3,287	3,287	0	0	0	0	0	0	0	0	COMPLETED FY 08
C79011	CONCRETE APRONS	65	65	0	0	0	0	0	0	0	0	COMPLETED FY 01
C91139	CORK-KNIGHTS FIRE STATION CONSTRUCTION	509	509	0	0	0	0	0	0	0	0	COMPLETED FY 04
C79012	DOVER FIRE STATION RENOV.	418	418	0	0	0	0	0	0	0	0	COMPLETED FY 02
C79009	F S CODE COMPL & REHAB PH I	211	211	0	0	0	0	0	0	0	0	COMPLETED FY 00
C79029	F S CODE COMPL. SPRINKLERS PH II	810	810	0	0	0	0	0	0	0	0	COMPLETED FY 05
C79008	FIRE EQUIPMENT REPL/REFURB.	2,788	2,788	0	0	0	0	0	0	0	0	COMPLETED FY 02
C79008A	FIRE EQUIPMENT REPL/REFURB.	100	100	0	0	0	0	0	0	0	0	COMPLETED FY 03
C79017	FIRE RESCUE HEADQUARTERS	11	11	0	0	0	0	0	0	0	0	DEFERRED
C79015	LUTZ FIRE STATION	477	477	0	0	0	0	0	0	0	0	COMPLETED FY 02
C79010	MIDWAY FIRE STATION	187	187	0	0	0	0	0	0	0	0	COMPLETED FY 99
C79025	MOBILE EMERGENCY OPERATIONS CTR. VEHICLE	80	80	0	0	0	0	0	0	0	0	COMPLETED FY 02
C91145	NORTH HILLSBOROUGH F. S. #14	1,920	340	0	0	1,570	10	0	0	1,580	0	
C79013	PALM RIVER FIRE STATION	428	428	0	0	0	0	0	0	0	0	COMPLETED FY 02
C79052	REROOF APOLLO B. F.S. # 29	63	63	0	0	0	0	0	0	0	0	COMPLETED FY 99
C79051	REROOF FALKENBURG RD F.S. # 33	66	66	0	0	0	0	0	0	0	0	COMPLETED FY 99
C79053	REROOF W. HILLSBOROUGH F.S. # 31	69	69	0	0	0	0	0	0	0	0	COMPLETED FY 99
C91152	RIVER OAKS FIRE STATION	1,747	1,747	0	0	0	0	0	0	0	0	COMPLETED FY 05
C91146	RUSKIN F. S. #17 CONSTRUCTION	24	24	0	0	0	0	0	0	0	0	COMPLETED FY 04
C79141	RUSKIN FIRE STATION #17 LAND ACQUISITION	719	719	0	0	0	0	0	0	0	0	COMPLETED FY 08
C79132	SCBA FIRE RESCUE BREATHING APPARATUS	2,143	2,143	0	0	0	0	0	0	0	0	COMPLETED FY 03
C79016	SUN CITY CENTER FIRE STATION	1,524	1,524	0	0	0	0	0	0	0	0	COMPLETED FY 03
C91150	TAMPA SHORES FIRE STATION	2,163	2,163	0	0	0	0	0	0	0	0	COMPLETED FY 05
C91992	UNALLOCATED FUNDS	28	28	0	0	0	0	0	0	0	0	
TOTAL		\$22,121	\$20,541	\$0	\$0	\$1,570	\$10	\$0	\$0	\$1,580	\$0	
<u>GOVERNMENT FACILITIES</u>												
C90404	512-BED JAIL (PHASES I,II,&III)	\$19,327	\$19,327	\$0	\$0	\$0	\$0	\$0	\$0	\$0	\$0	COMPLETED FY 98
C79006	700 TWIGGS ST. RENOVATION	4,128	4,128	0	0	0	0	0	0	0	0	COMPLETED FY 01
C79106	CHILDREN SERVICES ATHLETIC CENTER	1,211	1,211	0	0	0	0	0	0	0	0	COMPLETED FY 01
C79019	COMPUTER AIDED DISPATCH	0	0	0	0	0	0	0	0	0	0	FUNDED WITH AD VALOREM

**COMMUNITY INVESTMENT TAX - PHASE I
PROJECTS SUMMARY SCHEDULE
(in thousands)**

PROJECT NUMBER	PROJECT TITLE	TOTAL EST COST	TOTAL PRIOR YRS	FY 10	FY 11	FY 12	FY 13	FY 14	FY 15	TOTAL FY 10 - FY 15	FUTURE	COMMENTS	
N/A	COPS AHEAD EQUIPMENT	953	953	0	0	0	0	0	0	0	0	0	COMPLETED FY 97
C77709	COUNTY CENETR EXTERIOR HARDSCAPE	504	504	0	0	0	0	0	0	0	0	0	COMPLETED FY 08
C79018	COUNTY CENTER SECURITY	100	100	0	0	0	0	0	0	0	0	0	COMPLETED FY 01
N70001	CRIMINAL JUSTICE INFORMATION SYSTEM	7,400	7,400	0	0	0	0	0	0	0	0	0	COMPLETED FY 99
C90405	JAIL EXPANSION PHASE IV	1,922	1,922	0	0	0	0	0	0	0	0	0	COMPLETED FY 03
C79026	MAIN COURTHOUSE - PHASE II	5,912	5,912	0	0	0	0	0	0	0	0	0	COMPLETED FY 08
C79027	MAIN COURTHOUSE - PHASE III	0	0	0	0	0	0	0	0	0	0	0	CONSOLIDATED UNDER 79026.
C79028	MAIN COURTHOUSE - PHASE IV	0	0	0	0	0	0	0	0	0	0	0	CONSOLIDATED UNDER 79026.
C79005	MAIN COURTHOUSE -PHASE I	868	868	0	0	0	0	0	0	0	0	0	COMPLETED FY 98
C79055	MOSI E. WING - NORTH UNISTRUT ROOF STRUCTURE	750	750	0	0	0	0	0	0	0	0	0	COMPLETED FY 07
C89315	MOSI EXPANSION CHILDREN'S SCIENCE CENTER	663	663	0	0	0	0	0	0	0	0	0	COMPLETED FY 05
C79054	MOSI W. WING REPAIRS/RESEAL/RECAULKING	1,000	1,000	0	0	0	0	0	0	0	0	0	COMPLETED FY 07
C79133	PGM DOCUMENT MANAGEMENT SYSTEM	192	192	0	0	0	0	0	0	0	0	0	COMPLETED FY 05
C70000	PUBLIC ART-VARIOUS	332	332	0	0	0	0	0	0	0	0	0	
C90212	REHAB. RUSKIN SERVICE CENTER	96	96	0	0	0	0	0	0	0	0	0	COMPLETED FY 01
C79050	REROOF FRED KARL LEGAL CENTER	8	8	0	0	0	0	0	0	0	0	0	CANCELED
C79139	RIVERVIEW TERRACE SENIOR CENTER	165	165	0	0	0	0	0	0	0	0	0	COMPLETED FY 09
C79049	SENIOR ADULT DAY CARE FACILITY (BRANDON)	1,040	1,040	0	0	0	0	0	0	0	0	0	COMPLETED FY 01
C79048	SENIOR ADULT DAY CARE FACILITY (MANHATTAN)	1,178	1,178	0	0	0	0	0	0	0	0	0	COMPLETED FY 01
N/A	SHERIFF'S FLEET EQUIPMENT REPL.	4,112	4,112	0	0	0	0	0	0	0	0	0	COMPLETED FY 00
C79023	SPECIAL NEEDS PROGRAM SHELTER UPGRADES	0	0	0	0	0	0	0	0	0	0	0	COMPLETED WITH GRANT DOLLARS
C79024	TELEPHONE LINES FOR REGIONAL RELIEF CENTER	0	0	0	0	0	0	0	0	0	0	0	COMPLETED WITH GRANT DOLLARS
C79138	TOWN N' COUNTRY SENIOR CENTER	400	400	0	0	0	0	0	0	0	0	0	COMPLETED FY 09
C70654	UNIVERSITY COMMUNITY SOCIAL SVCS. CENTER	1,024	1,024	0	0	0	0	0	0	0	0	0	COMPLETED FY 05
N/A	UNALLOCATED FUNDS GOVERNMENT FACILITIES	62	62	0	0	0	0	0	0	0	0	0	
TOTAL		\$53,346	\$53,346	\$0	\$0	\$0	\$0	\$0	\$0	\$0	\$0	\$0	
LIBRARIES													
C79122	BRANDON LIBRARY ADA RENOVATION	\$27	\$27	\$0	\$0	\$0	\$0	\$0	\$0	\$0	\$0	\$0	COMPLETED FY 98
C79113	LUTZ LIBRARY ROOF REPL.	73	73	0	0	0	0	0	0	0	0	0	COMPLETED FY 98
C79115	NORTH TAMPA LIBRARY A/C REPL.	12	12	0	0	0	0	0	0	0	0	0	COMPLETED FY 99
C79123	PENINSULAR LIBRARY - ADA	0	0	0	0	0	0	0	0	0	0	0	PROJECT COMPLETED WITH GRANT FDS
C79118	RIVERVIEW LIBRARY CARPET REPL.	22	22	0	0	0	0	0	0	0	0	0	COMPLETED FY 99
C79119	RUSKIN LIBRARY CARPET REPL.	30	30	0	0	0	0	0	0	0	0	0	COMPLETED FY 99
C79117	SEMINOLE LIBRARY ROOF REPL.	61	61	0	0	0	0	0	0	0	0	0	COMPLETED FY 00
C79124	SOUTH REGIONAL LIBRARY	450	450	0	0	0	0	0	0	0	0	0	COMPLETED FY 06
C79121	THONOTOSASSA LIBRARY - ADA	20	20	0	0	0	0	0	0	0	0	0	COMPLETED FY 98
C79114	WESTGATE LIBRARY ROOF REPL.	135	135	0	0	0	0	0	0	0	0	0	COMPLETED FY 99

**COMMUNITY INVESTMENT TAX - PHASE I
PROJECTS SUMMARY SCHEDULE
(in thousands)**

PROJECT NUMBER	PROJECT TITLE	TOTAL EST COST	TOTAL PRIOR YRS	FY 10	FY 11	FY 12	FY 13	FY 14	FY 15	TOTAL FY 10 - FY 15	FUTURE	COMMENTS	
C49261	SUNNYHILL DRAINAGE	0	0	0	0	0	0	0	0	0	0	0	COMPLETED FY 99
C49262	CHELSEA ST DRAINAGE SYSTEM	73	73	0	0	0	0	0	0	0	0	0	CANCELED
C49263	SUMMITVIEW DR DRAINAGE SYSTEM	53	53	0	0	0	0	0	0	0	0	0	COMPLETED FY 00
C49264	PEBBLE BEACH BLVD LAKE CONTROL STRUCTURES	108	108	0	0	0	0	0	0	0	0	0	COMPLETED FY 01
C49265	CALOOSA BLVD LAKE CONTROL STRUCTURES	149	149	0	0	0	0	0	0	0	0	0	CANCELED
C49266	VALLEY FORGE CULVERTS	267	267	0	0	0	0	0	0	0	0	0	COMPLETED FY 02
C49267	BENTWOOD DR LAKE STRUCTURE	194	194	0	0	0	0	0	0	0	0	0	CANCELED
C49268	CLOISTER DR. CULVERTS	119	119	0	0	0	0	0	0	0	0	0	COMPLETED FY 01
C49269	BEL AIR AVE CULVERTS	164	164	0	0	0	0	0	0	0	0	0	COMPLETED FY 98
C49270	BUNKER HILL CULVERTS	98	98	0	0	0	0	0	0	0	0	0	COMPLETED FY 03
C49271	N. PEBBLE BEACH LAKE CONTROL STRUCTURES	174	174	0	0	0	0	0	0	0	0	0	COMPLETED FY 97
C49272	ALLEGHENY DR CULVERTS	134	134	0	0	0	0	0	0	0	0	0	COMPLETED FY 00
C49273	FORDHAM DR CULVERTS	0	0	0	0	0	0	0	0	0	0	0	CANCELED
C49274	DOMINO DR (FAIRMONT MHP) STORMSEWERS	288	288	0	0	0	0	0	0	0	0	0	COMPLETED FY 01
C49275	1ST ST SW & 18TH AVE SW DRAINAGE	228	228	0	0	0	0	0	0	0	0	0	COMPLETED FY 01
C49276	LAKE HILLS DR CULVERTS & OUTFALL	165	165	0	0	0	0	0	0	0	0	0	COMPLETED FY 97
C49277	DONNEYMOORE DR DRAINAGE SYSTEM	4	4	0	0	0	0	0	0	0	0	0	COMPLETED FY 01
C49278	ROCKY/BRUSHY CREEK BASIN	138	138	0	0	0	0	0	0	0	0	0	CANCELED
C49279	EAST LAKE BASIN	1	1	0	0	0	0	0	0	0	0	0	COMPLETED FY 00
C49280	SMI SWEETWATER CREEK-HANLEY RD	107	107	0	0	0	0	0	0	0	0	0	COMPLETED FY 00
C49282	PEMBERTON CREEK	204	204	0	0	0	0	0	0	0	0	0	COMPLETED FY 02
C49283	ARCHIE CREEK	833	833	0	0	0	0	0	0	0	0	0	COMPLETED FY 02
C49284	BEARSS/DUCK POND STORMWATER COLLECTOR	0	0	0	0	0	0	0	0	0	0	0	COMPLETED FY 99
C49285	DELANEY CREEK	67	67	0	0	0	0	0	0	0	0	0	COMPLETED FY 01
C49286	STORMWATER PUMPING STATIONS	129	129	0	0	0	0	0	0	0	0	0	COMPLETED FY 03
C49287	CLAIR MEL CITY UNDERDRAIN	61	61	0	0	0	0	0	0	0	0	0	COMPLETED FY 98
C49288	GIBSONTON ON THE BAY DRAINAGE IMPROVEMENTS	110	110	0	0	0	0	0	0	0	0	0	CANCELED
C49288A	GIBSONTON ON THE BAY DRAINAGE IMPROVEMENTS	340	340	0	0	0	0	0	0	0	0	0	CANCELED
C49289	LANGSTON & 12TH AVE OUTFALL	254	254	0	0	0	0	0	0	0	0	0	COMPLETED FY 99
C49290	15TH ST & 127TH AVE OUTFALL	347	347	0	0	0	0	0	0	0	0	0	COMPLETED FY 00
C49291	56TH ST & PALM RIVER RD DRAINAGE	190	190	0	0	0	0	0	0	0	0	0	CANCELED
C49292	127TH & MARJORY AVE OUTFALL	\$91	\$91	\$0	\$0	\$0	\$0	\$0	\$0	\$0	\$0	\$0	COMPLETED FY 01 WITH NON CIT
C49293	MORRIS BRIDGE RD (VERGES) DRAINAGE	65	65	0	0	0	0	0	0	0	0	0	COMPLETED FY 01
C49294	LUTZ-LAKE FERN ROAD DRAINAGE	99	99	0	0	0	0	0	0	0	0	0	COMPLETED FY 98

**COMMUNITY INVESTMENT TAX - PHASE I
PROJECTS SUMMARY SCHEDULE
(in thousands)**

PROJECT NUMBER	PROJECT TITLE	TOTAL EST COST	TOTAL PRIOR YRS	FY 10	FY 11	FY 12	FY 13	FY 14	FY 15	TOTAL FY 10 - FY 15	FUTURE	COMMENTS	
C49295	SUN LAKE SUBDIVISION UNDERDRAIN	0	0	0	0	0	0	0	0	0	0	0	COMPLETED FY 03
C49296	SMI LOWER SWEETWATER CRK-ROCKY CRK	639	639	0	0	0	0	0	0	0	0	0	CANCELED
TOTAL		\$16,212	\$14,099	\$1,925	\$188	\$0	\$0	\$0	\$0	\$2,113	\$0		
TRANSPORTATION													
C69304	BALM RIVERVIEW @ BOYETTE RD	\$147	\$147	\$0	\$0	\$0	\$0	\$0	\$0	\$0	\$0	\$0	COMPLETED FY 03
C69305	CHANNELIZATION OF COUNTYWIDE TRAFFIC	860	860	0	0	0	0	0	0	0	0	0	COMPLETED FY 07
C69500	CIT CONSOL SIDEWALK CONSTRUCTION PROJECT	2,165	2,165	0	0	0	0	0	0	0	0	0	COMPLETED FY 03
C69300	CIT PROJECT INTERSECTIONS - PH 3	4	4	0	0	0	0	0	0	0	0	0	COMPLETED FY 03
C69501	CIT SIDEWALKS FY02	890	890	0	0	0	0	0	0	0	0	0	COMPLETED FY 03
C69106	GUNN HIGHWAY (EHRlich RD.-SOUTH MOBLEY	9,106	9,106	0	0	0	0	0	0	0	0	0	COMPLETED FY 09
C69303	GUNN HWY @ TARPON SPRINGS ROAD	69	69	0	0	0	0	0	0	0	0	0	COMPLETED FY 03
GTE03024	HARTLINE TRANSIT VEHICLES PROGR.	3,314	3,314	0	0	0	0	0	0	0	0	0	COMPLETED FY 98
C69346	INT 78TH ST AND SR 60 ADAMO DR	80	80	0	0	0	0	0	0	0	0	0	COMPLETED FY 03
C69347	INT APOLLO BEACH BLVD & US 41	61	61	0	0	0	0	0	0	0	0	0	COMPLETED FY 03
C69329	INT BB DOWNS/LK FOREST	187	187	0	0	0	0	0	0	0	0	0	COMPLETED FY 99
C69315	INT BEARSS/LAKE MAGDALENE	26	26	0	0	0	0	0	0	0	0	0	COMPLETED FY 03
C69327	INT B-SHOALS/ROSEMEAD	98	98	0	0	0	0	0	0	0	0	0	COMPLETED FY 99
C69330	INT DALE MABRY/HAMILTON	24	24	0	0	0	0	0	0	0	0	0	COMPLETED FY 99
C69326	INT DURANT/DOVER/LITTLE	9	9	0	0	0	0	0	0	0	0	0	COMPLETED FY 99
C63027	INT GUNN HY/RACETRACK RD	1,633	1,633	0	0	0	0	0	0	0	0	0	COMPLETED FY 03
C69351	INT HANLEY RD & WATERS AVE	406	406	0	0	0	0	0	0	0	0	0	COMPLETED FY 03
C69353	INT LIVINGSTON AVE AND NEWBERGER RD	805	805	0	0	0	0	0	0	0	0	0	COMPLETED FY 03
C69316	INT LUTZ LAKE FERN RD/SUNLAKE BLVD	178	178	0	0	0	0	0	0	0	0	0	COMPLETED FY 03
C69336	INT MCMULLEN RD/TUCKER RD LEFT TURN LANE	64	64	0	0	0	0	0	0	0	0	0	COMPLETED FY 03
C69328	INT OAKFIELD/VONDERBURG	70	70	0	0	0	0	0	0	0	0	0	COMPLETED FY 99
C69331	INT PALM RIV DR/US 301	197	197	0	0	0	0	0	0	0	0	0	COMPLETED FY 99
C69306	INT RACETRACK RD/TWIN BRANCH ACRES RD	387	387	0	0	0	0	0	0	0	0	0	COMPLETED FY 03
C69332	INT SABAL IND PK/US301	153	153	0	0	0	0	0	0	0	0	0	COMPLETED FY 99
C69333	INT SAVARESE BL/WATERS	24	24	0	0	0	0	0	0	0	0	0	COMPLETED FY 99
C69337	INTERCONNECT SABAL BLV/US301 TRAFFIC SIG	69	69	0	0	0	0	0	0	0	0	0	COMPLETED FY 99
C69335	INTERSECT CROSSTOWN XWAY/FALKENBURG ROAD	144	144	0	0	0	0	0	0	0	0	0	COMPLETED FY 03
C69339	INTERSECT KINGS AV/CHIPPENHAM BLVD	25	25	0	0	0	0	0	0	0	0	0	COMPLETED FY 03
C69338	INTERSECT ZAMBITO RD REALIGN/SIGNAL	826	826	0	0	0	0	0	0	0	0	0	COMPLETED FY 03
C69313	INTERSECTION CASEY & GUNN (CIT)	282	282	0	0	0	0	0	0	0	0	0	COMPLETED FY 03
C69312	INTERSECTION GRADY AV//WATERS AV	52	52	0	0	0	0	0	0	0	0	0	COMPLETED FY 03
C69309	INTERSECTION GUNN HWY/KEYSTONE PARK ENTR	129	129	0	0	0	0	0	0	0	0	0	COMPLETED FY 03

**COMMUNITY INVESTMENT TAX - PHASE I
PROJECTS SUMMARY SCHEDULE
(in thousands)**

PROJECT NUMBER	PROJECT TITLE	TOTAL EST COST	TOTAL PRIOR YRS	FY 10	FY 11	FY 12	FY 13	FY 14	FY 15	TOTAL FY 10 - FY 15	FUTURE	COMMENTS	
C69311	INTERSECTION HABANA AV/WATERS AV	0	0	0	0	0	0	0	0	0	0	0	CANCELED FY07
C63128	INTERSECTION LITHIA-PINECREST/BRYAN RD	1,854	1,854	0	0	0	0	0	0	0	0	0	COMPLETED FY 03
C69310	INTERSECTION LOIS AV/WATERS AV	23	23	0	0	0	0	0	0	0	0	0	COMPLETED FY 03
C69307	INTERSECTION MASTER PLAN	150	150	0	0	0	0	0	0	0	0	0	COMPLETED FY 03
C69452	INTERSECTION PROGRAM PRIORITIZATION	34	34	0	0	0	0	0	0	0	0	0	COMPLETED FY 03
C69308	INTERSECTION TURKEY CRK RD/WALDEN LK SCH	10	10	0	0	0	0	0	0	0	0	0	COMPLETED FY 03
C69101	PROVIDENCE & PROVIDENCE LAKES TURN LANE	43	43	0	0	0	0	0	0	0	0	0	COMPLETED FY 97
C69449	PROVIDENCE RD Ph I (PROVIDENCE RIDGE TO LUMSDEN)	0	0	0	0	0	0	0	0	0	0	0	COMPLETED FY 00 FUNDING MOVED
C69450	PROVIDENCE RD Ph II (LUMSDEN TO FEEDER RD)	0	0	0	0	0	0	0	0	0	0	0	COMPLETED FY 00 FUNDING MOVED
C69451	PROVIDENCE RD Ph III (BLMGDLE-PROV RDG)	3,276	3,276	0	0	0	0	0	0	0	0	0	COMPLETED FY 03
C6103N	PROVIDENCE ROAD CORRIDOR (N OF LUMSDEN)	24	24	0	0	0	0	0	0	0	0	0	COMPLETED FY 00
C69102	PROVIDENCE ROAD WIDENING	5,937	5,937	0	0	0	0	0	0	0	0	0	COMPLETED FY 00
C6103N-A	PROVIDENCE ROAD WIDENING	497	497	0	0	0	0	0	0	0	0	0	COMPLETED FY 00
C69003	PUBLIC WORKS SPRAY EQUIPMENT	187	187	0	0	0	0	0	0	0	0	0	COMPLETED FY 01
C69036	ROAD RESURFACING PROG CIT FUNDS FY99	2,450	2,450	0	0	0	0	0	0	0	0	0	COMPLETED FY 03
C61940	ROAD RESURFACING PROG GAS TAX FUNDS FY98	3,394	3,394	0	0	0	0	0	0	0	0	0	COMPLETED FY 03
C69037	ROAD RESURFACING PROGRAM FY00	2,444	2,444	0	0	0	0	0	0	0	0	0	COMPLETED FY 03
C69038	ROAD RESURFACING PROGRAM FY01	2,498	2,498	0	0	0	0	0	0	0	0	0	COMPLETED FY 03
C69039	ROAD RESURFACING PROGRAM FY02	3,914	3,914	0	0	0	0	0	0	0	0	0	COMPLETED FY 03
C69400	SDWK 15 ST FLETCH/143AV	44	44	0	0	0	0	0	0	0	0	0	COMPLETED FY 03
C69430	SDWK 78TH ST PROG VILL BLV/36TH AV	153	153	0	0	0	0	0	0	0	0	0	COMPLETED FY 03
C69413	SDWK BALM RIVERVIEW RD BIGBD/ELNORA	129	129	0	0	0	0	0	0	0	0	0	COMPLETED FY 03
C69414	SDWK BALM RIVERVIEW RD ELNOR/RHODINE	65	65	0	0	0	0	0	0	0	0	0	COMPLETED FY 03
C69412	SDWK BALM RIVERVIEW RD MCMULL/TUCKER	122	122	0	0	0	0	0	0	0	0	0	COMPLETED FY 03
C69409	SDWK BALM RIVERVIEW RD RHODINE/MCMULLEN	58	58	0	0	0	0	0	0	0	0	0	COMPLETED FY 03
C69411	SDWK BALM RIVERVIEW RD TUCKER/BOYETTE	36	36	0	0	0	0	0	0	0	0	0	COMPLETED FY 03
C69402	SDWK CHERRY CK L MAG/EXIST	13	13	0	0	0	0	0	0	0	0	0	COMPLETED FY 03
C69440	SDWK DOWNING ST(B)(N)BRDG 104414/FORBES	10	10	0	0	0	0	0	0	0	0	0	COMPLETED FY 03
C69441	SDWK DOWNING(A)(N)SYDNEY DOV/BRDG 104414	10	10	0	0	0	0	0	0	0	0	0	COMPLETED FY 03
C69406	SDWK FLAMINGO FRWY/CACAO	49	49	0	0	0	0	0	0	0	0	0	COMPLETED FY 03
C69417	SDWK FRONT ST EXISTNG/SEFFNER/VALRICO	147	147	0	0	0	0	0	0	0	0	0	COMPLETED FY 03
C69444	SDWK KNGSWY RD MLK/TENN	33	33	0	0	0	0	0	0	0	0	0	COMPLETED FY 03
C64019	SDWK KNIGHT GRIF/ PLATT RD-CORK RD	1	1	0	0	0	0	0	0	0	0	0	COMPLETED FY 03
C69410	SDWK LITH PNCRST-REGAL RDGE/LITH SPR ELM	151	151	0	0	0	0	0	0	0	0	0	COMPLETED FY 03
C69401	SDWK LITH-PINE SCH/RIV	47	47	0	0	0	0	0	0	0	0	0	COMPLETED FY 03
C69407	SDWK MANHATTAN SRTRS/BRD	34	34	0	0	0	0	0	0	0	0	0	COMPLETED FY 03
C69405	SDWK PALM RIVER RD 78TH STREET/LIBRARY	22	22	0	0	0	0	0	0	0	0	0	COMPLETED FY 03
C69403	SDWK PARIS ST GEO/S CMFRT	51	51	0	0	0	0	0	0	0	0	0	COMPLETED FY 03
C69443	SDWK PARSONS AVE (OLD HILLSBOROUGH/MLK)	30	30	0	0	0	0	0	0	0	0	0	COMPLETED FY 03

**COMMUNITY INVESTMENT TAX - PHASE I
PROJECTS SUMMARY SCHEDULE
(in thousands)**

PROJECT NUMBER	PROJECT TITLE	TOTAL EST COST	TOTAL PRIOR YRS	FY 10	FY 11	FY 12	FY 13	FY 14	FY 15	TOTAL FY 10 - FY 15	FUTURE	COMMENTS
C69427	SDWK PARSONS SR60/LUMSDEN	5	5	0	0	0	0	0	0	0	0	0 COMPLETED FY 03
C69437	SDWK SPARKMAN RD(B)(N)BRDG 104446-CLMENS	33	33	0	0	0	0	0	0	0	0	0 COMPLETED FY 03
C69438	SDWK SPARKMAN(A)(N)JAP TUCKER/BRDG104446	10	10	0	0	0	0	0	0	0	0	0 COMPLETED FY 03
C69439	SDWK SPARKMAN(C)(S)CLEMENS/NESMITH	109	109	0	0	0	0	0	0	0	0	0 COMPLETED FY 03
C69429	SDWK VALRICO (INNERGARY PLJ.S. DURANT)	104	104	0	0	0	0	0	0	0	0	0 COMPLETED FY 03
C69404	SDWK VALRICO LK SEF/SCH	40	40	0	0	0	0	0	0	0	0	0 COMPLETED FY 03
C69432	SDWK VAN DYKE(N) WHIRLEY RD/D-MABRY	176	176	0	0	0	0	0	0	0	0	0 COMPLETED FY 03
C69445	SDWK WOODLEIGH AV XTG/12705	26	26	0	0	0	0	0	0	0	0	0 COMPLETED FY 03
C69416	SIDEWALK KINGSWAY RD MLK/WHEELER	41	41	0	0	0	0	0	0	0	0	0 COMPLETED FY 03
C64967	SIDEWALK LAKE ELLEN BELLMORE/ARMENIA	82	82	0	0	0	0	0	0	0	0	0 COMPLETED FY 03
C69420	SIDEWALK LITHI-PINECREST BLOOM/REGAL RDG	83	83	0	0	0	0	0	0	0	0	0 COMPLETED FY 03
C69434	SIDEWALK LOWELL RD FOUR OAKS/CASEY	83	83	0	0	0	0	0	0	0	0	0 COMPLETED FY 03
C69408	SIDEWALK PROGRAM P D & E 97-02	205	205	0	0	0	0	0	0	0	0	0 COMPLETED FY 03
C69426	SIDEWALK VALRICO RD SR 60/CROSBY	69	69	0	0	0	0	0	0	0	0	0 COMPLETED FY 03
C69436	SIDEWALK WAYNE SIMMS/GUNN	66	66	0	0	0	0	0	0	0	0	0 COMPLETED FY 03
C69418	SIDEWALK WHEELER ROAD PARSONS /KINGSWAY	44	44	0	0	0	0	0	0	0	0	0 COMPLETED FY 03
C69419	SIDEWALK WINDHORST TAYLOR/KINGSWAY	62	62	0	0	0	0	0	0	0	0	0 COMPLETED FY 03
C69334	SIGNAL CROSSTOWN XWAY/FALKENBURG ROAD	216	216	0	0	0	0	0	0	0	0	0 COMPLETED FY 03
C69100	STUDIES; TRANSPORTATION FOR GREATER BRANDON	8	8	0	0	0	0	0	0	0	0	0 COMPLETED FY 98
C63907	TURN LANES WALKER MID SCH/N MOBLEY RD	41	41	0	0	0	0	0	0	0	0	0 COMPLETED FY 03
C69302	WILLIAMS RD @ OLD SAWMILL RD INTERSECT'N	53	53	0	0	0	0	0	0	0	0	0 COMPLETED FY 03
TOTAL		\$51,982	\$51,982	\$0	\$0	\$0	\$0	\$0	\$0	\$0	\$0	
WATER SERVICES												
C39152	APOLLO BEACH BOULEVARD WATER MAIN	\$389	\$389	\$0	\$0	\$0	\$0	\$0	\$0	\$0	\$0	\$0 COMPLETED FY 02
C39155	APRIL LANE WATER MAIN	35	35	0	0	0	0	0	0	0	0	0 COMPLETED FY 03
C19115	ASR FACILITY S/C RW SYSTEM (TECO BB TEST WELL)	14	14	0	0	0	0	0	0	0	0	0 COMPLETED FY 06
C19115A	ASR FACILITY S/C RW SYSTEM (TECO BB TEST WELL)	500	500	0	0	0	0	0	0	0	0	0 COMPLETED FY 06
C39145	BELL SHOALS WM EXTENSION	94	94	0	0	0	0	0	0	0	0	0 COMPLETED FY 01
C19112	BROADWAY RW TM (AUTONATIONS)	0	0	0	0	0	0	0	0	0	0	0 COMPLETED FY 99
C39138	BYERS DRIVE WATER MAIN	0	0	0	0	0	0	0	0	0	0	0 CANCELED
C19718	CAIN ROAD RWTM	0	0	0	0	0	0	0	0	0	0	0 CANCELED
C19118	CAMELOT WOODS DRY-LINE SUBDIVISION CONNECTION	276	276	0	0	0	0	0	0	0	0	0 COMPLETED FY 01
C39137	CARROLLWOOD SPRING BLVD WM INTERCONNECT	25	25	0	0	0	0	0	0	0	0	0 COMPLETED FY 99
C19128	CARROLLWOOD SPRINGS RWTM	239	239	0	0	0	0	0	0	0	0	0 COMPLETED FY 00
C19127	CASEY ROAD RWTM	258	258	0	0	0	0	0	0	0	0	0 COMPLETED FY 00
C19126	COUNTYWIDE WASTEWATER RETROFIT EXPANSION	0	0	0	0	0	0	0	0	0	0	0 CANCELED
C19125	COUNTYWIDE WW PUMP STATION'S TELEMETRY SYSTEM	115	115	0	0	0	0	0	0	0	0	0 COMPLETED FY 09
C39126	CR 579 WATER MAIN INTERCONNECTS	217	217	0	0	0	0	0	0	0	0	0 COMPLETED FY 99

**COMMUNITY INVESTMENT TAX - PHASE I
PROJECTS SUMMARY SCHEDULE
(in thousands)**

PROJECT NUMBER	PROJECT TITLE	TOTAL EST COST	TOTAL PRIOR YRS	FY 10	FY 11	FY 12	FY 13	FY 14	FY 15	TOTAL FY 10 - FY 15	FUTURE	COMMENTS	
C39148	ST CLOUD WATER MAIN INTERCONNECT AND EXTENSIONS	148	148	0	0	0	0	0	0	0	0	0	COMPLETED FY 01
C10622	SUN COAST CORRIDOR RWTM	19	19	0	0	0	0	0	0	0	0	0	COMPLETED FY 05
C19117	VALRICO AWT RE-RATE 4.0 TO 5.0 MGD	1,573	1,573	0	0	0	0	0	0	0	0	0	COMPLETED FY 02
C39113	VALRICO HILLS FRANCHISE PURCHASE AND WATER CONNECT	600	600	0	0	0	0	0	0	0	0	0	COMPLETED FY 05
C19122	VALRICO HILLS FRANCHISE PURCHASE AND WW CONNECTION	1,450	1,450	0	0	0	0	0	0	0	0	0	COMPLETED FY 07
C39207	WIMAUMA WATER SYSTEM- PHASE I	964	964	0	0	0	0	0	0	0	0	0	COMPLETED FY 99
C39208	WIMAUMA WATER SYSTEM-PHASE II	2,477	2,477	0	0	0	0	0	0	0	0	0	COMPLETED FY 02
C39112	WIMAUMA WATER SYSTEM-PHASE III	997	997	0	0	0	0	0	0	0	0	0	COMPLETED FY 06
	TOTAL	\$21,848	\$30,566	-\$8,718	\$0	\$0	\$0	\$0	\$0	-\$8,718	\$0		
	TOTAL PLANNED EXPENDITURES	\$192,295	\$197,320	-\$6,793	\$188	\$1,570	\$10	\$0	\$0	-\$5,025	\$0		
	REIMBURSEMENTS	\$48	\$48	\$0	\$0	\$0	\$0	\$0	\$0	\$0	\$0	\$0	
	RESERVE COURT FACILITIES 99 BONDS	1,565	1,565	0	0	0	0	0	0	0	0	0	
	RESERVE & ALLOWANCES	10,433	4,637	7,493	-118	-1,570	-10	0	0	5,795	0		
	TOTAL INITIAL 73 MONTH COMMUNITY INVESTMENT TAX PROGRAM	\$204,340	\$203,570	\$700	\$70	\$0	\$0	\$0	\$0	\$770	\$0		

COMMUNITY INVESTMENT TAX - PHASE II
SOURCES AND USES SUMMARY
(in thousands)

	TOTAL CIT II	ALL YEARS BUDGET FY 09(a)	FY 10	FY 11	FY 12	FY 13	FY 14	FY 15	TOTAL FY 10 - FY 15
<u>SOURCES</u>									
Transfers from Sales Tax Fund	\$157,464	\$157,464	\$0	\$0	\$0	\$0	\$0	\$0	\$0
Transfers from Sales Tax Fd for Debt Svc.	\$69,019	69,019	0	0	0	0	0	0	0
Total Transfers	226,483	226,483	0	0	0	0	0	0	0
Debt Proceeds	233,996	261,533	(27,538)	0	0	0	0	0	(27,538)
Total Including Debt Proceeds	460,479	488,017	(27,538)	0	0	0	0	0	(27,538)
Miscellaneous	6,935	6,751	92	92	0	0	0	0	184
Total Sources	\$467,414	\$494,767	\$(27,446)	\$92	\$0	\$0	\$0	\$0	\$(27,354)
<u>USES</u>									
Fire Services	\$11,536	\$12,496	\$(960)	\$0	\$0	\$0	\$0	\$0	\$(960)
Govt. Facilities	133,460	133,460	0	0	0	0	0	0	0
Libraries	10,146	10,146	0	0	0	0	0	0	0
Parks	32,346	32,346	0	0	0	0	0	0	0
Transportation	188,072	210,206	(22,134)	0	0	0	0	0	(22,134)
Water Services	3,956	9,200	(5,244)	0	0	0	0	0	(5,244)
Subtotal	\$379,516	\$407,854	\$(28,338)	\$0	\$0	\$0	\$0	\$0	\$(28,338)
Short Term	\$21,739	\$22,061	\$(322)	\$0	\$0	\$0	\$0	\$0	\$(322)
Jail	23,251	23,251	0	0	0	0	0	0	0
Stormwater	11,812	11,812	0	0	0	0	0	0	0
Transportation	11,895	11,895	0	0	0	0	0	0	0
Reserves	19,199	17,892	1,214	92	0	0	0	0	1,306
Total Uses	\$467,414	\$494,767	\$(27,446)	\$92	\$0	\$0	\$0	\$0	\$(27,354)

(a) As of 08/31/09

**COMMUNITY INVESTMENT TAX - PHASE II
PROJECTS SUMMARY SCHEDULE**
(in thousands)

PROJECT NUMBER	PROJECT TITLE	PROJECT COST	TOTAL PRIOR YRS	FY 10	FY 11	FY 12	FY 13	FY 14	FY 15	TOTAL FY 10 - FY 15	FUTURE	COMMENTS	
C69045	PAVEMENT TREATMENT PROGRAM FY 08	1,650	1,650	0	0	0	0	0	0	0	0	0	COMPLETED FY 09
C69110	RACE TRACK RD (HILLSBOROUGH - S MOBLEY)	16,500	16,500	0	0	0	0	0	0	0	0	0	COMPLETED FY 03
C69119	RACE TRACK RD CONSTRUCTION (CNTRYWAY-S. MOBLEY)	14,662	14,662	0	0	0	0	0	0	0	0	0	COMPLETED FY 05
C69118	RACE TRACK RD CONSTRUCTION (DOUGLAS-LINEBAUGH)	5,005	5,005	0	0	0	0	0	0	0	0	0	
C69121	RACE TRACK RD CONSTRUCTION (HILLS-DOUGLAS)	3,461	3,461	0	0	0	0	0	0	0	0	0	CANCELED
C69120	RACE TRACK RD CONSTRUCTION (LINEBAUGH-CNTRYWAY)	9,405	9,405	0	0	0	0	0	0	0	0	0	COMPLETED FY 09
C69213	RACE TRACK RD OVER DOUBLE BRANCH CREEK	2	2	0	0	0	0	0	0	0	0	0	
C69040	ROAD RESURFACING FY 03	1,723	1,723	0	0	0	0	0	0	0	0	0	
C69506	SIDEWALK RETROFIT CONST FY07	2,700	2,700	0	0	0	0	0	0	0	0	0	COMPLETED FY 08
C69507	SIDEWALK RETROFIT CONST FY08	1,200	1,200	0	0	0	0	0	0	0	0	0	COMPLETED FY 09
C69503	SIDEWALK RETROFIT CONSTRUCTION FY04	1,400	1,400	0	0	0	0	0	0	0	0	0	COMPLETED FY 04
C69504	SIDEWALK RETROFIT CONSTRUCTION FY05	1,200	1,200	0	0	0	0	0	0	0	0	0	COMPLETED FY 06
C69505	SIDEWALK RETROFIT CONSTRUCTION FY06	1,483	1,483	0	0	0	0	0	0	0	0	0	
C61029	SLIGH AVE EXTENSION/VANDBURG AIRPORT	28	28	0	0	0	0	0	0	0	0	0	
C61029A	SLIGH AVE EXTENSION/VANDBURG AIRPORT -- TEE23114	492	492	0	0	0	0	0	0	0	0	0	
C69203	SOUTH CR 39 OVER ALAFIA RIVER	3,394	3,394	0	0	0	0	0	0	0	0	0	COMPLETED FY 09
C69202	SOUTH CR 39 OVER LTL MANATEE RIVER	2,653	2,653	0	0	0	0	0	0	0	0	0	COMPLETED FY 08
C69214	SYMMES RD OVER BULLFROG CREEK	2,043	2,043	0	0	0	0	0	0	0	0	0	COMPLETED FY 04
C69107	TRAFFIC MANAGEMENT CENTER	7,500	7,500	0	0	0	0	0	0	0	0	0	
C69114	TRANSPORTATION CORRIDOR STUDY (CIT)	794	794	0	0	0	0	0	0	0	0	0	COMPLETED FY 08
C69421	TRANSPORTATION PRIORITY SDWLKS FY02 CIT2	2,717	2,717	0	0	0	0	0	0	0	0	0	COMPLETED FY 05
C69117	TWN N CNTRY COMM PLAN PAULA/AMBASSADOR	668	3,800	(3,132)	0	0	0	0	0	(3,132)	0	0	COMPLETED FY 07
C69211	WEBB RD OVER SWEETWATER CREEK/CHANNEL G	1,823	1,823	0	0	0	0	0	0	0	0	0	COMPLETED FY 07
	TOTAL	\$188,072	\$210,206	\$(22,134)	\$0	\$0	\$0	\$0	\$0	\$(22,134)	\$0		
	<u>WATER SERVICES</u>												
C39153	CARROLLWOOD WATER FRANCHISE ACQUISITION	\$3,100	\$3,100	\$0	\$0	\$0	\$0	\$0	\$0	\$0	\$0	\$0	COMPLETED FY 04
C39158	FUTURE ACQUISITION OF WATER/WW UTILITY SYS	(0)	5,244	(5,244)	0	0	0	0	0	(5,244)	0	0	UNFUNDED
C39154	LAKE GRADY WATER SYSTEM	856	856	0	0	0	0	0	0	0	0	0	COMPLETED FY 04
	TOTAL	\$3,956	\$9,200	\$(5,244)	\$0	\$0	\$0	\$0	\$0	\$(5,244)	\$0		
	<u>DEBT SERVICE</u>												
	Short Term	\$21,739	\$22,061	\$(322)	\$0	\$0	\$0	\$0	\$0	-\$322	\$0	\$0	
	Long Term:												
	Jail (a)	23,251	23,251	0	0	0	0	0	0	0	0	0	
	Stormwater	11,812	11,812	0	0	0	0	0	0	0	0	0	
	Transportation	11,895	11,895	0	0	0	0	0	0	0	0	0	
	TOTAL PLANNED EXPENDITURES	\$448,215	\$476,875	\$(28,660)	\$0	\$0	\$0	\$0	\$0	-\$28,660	\$0		

**COMMUNITY INVESTMENT TAX - PHASE II
PROJECTS SUMMARY SCHEDULE**
(in thousands)

PROJECT NUMBER	PROJECT TITLE	PROJECT COST	TOTAL PRIOR YRS	FY 10	FY 11	FY 12	FY 13	FY 14	FY 15	TOTAL FY 10 - FY 15	FUTURE	COMMENTS
	<u>RESERVES:</u>											
	COST ESCALATION	\$8,007	\$8,007	\$0	\$0	\$0	\$0	\$0	\$0	\$0	\$0	
	RESERVE & ALLOWANCES	11,192	9,885	1,214	92	0	0	0	0	1,306	0	
	TOTAL COMMUNITY INVESTMENT TAX PROGRAM PHASE II	\$467,414	\$494,767	\$(27,446)	\$92	\$0	\$0	\$0	\$0	-\$27,354	\$0	

(a) Includes financing for C90405 and C90406.

COMMUNITY INVESTMENT TAX - PHASE III
SOURCES AND USES SUMMARY
(in thousands)

	TOTAL CIT III	ALL YEARS BUDGET FY 09 (a)	FY 10	FY 11	FY 12	FY 13	FY 14	FY 15	TOTAL FY 10 - FY 15	Future
SOURCES										
Transfers from Sales Tax Fund	\$119,242	\$16,698	\$7,886	\$5,985	\$12,749	\$15,393	\$18,196	\$21,168	\$81,377	\$21,168
Transfers from Sales Tax Fd. for Debt Service	275,742	52,855	30,933	35,326	31,326	31,326	31,326	31,326	191,561	31,326
Total Transfers	394,984	69,553	38,819	41,310	44,074	46,719	49,522	52,493	272,938	52,493
Debt Proceeds	332,365	359,187	0	24,904	-4,557	2,532	-12,676	-17,857	-7,654	-19,168
Total Including Debt Proceeds	727,350	428,740	38,819	66,215	39,517	49,251	36,846	34,636	265,285	33,325
Miscellaneous	-3,286	-3,286	0	0	0	0			0	0
Total Sources	\$724,063	\$425,454	\$38,819	\$66,215	\$39,517	\$49,251	\$36,846	\$34,636	\$265,285	\$33,326
USES										
Govt. Facilities	\$86,073	\$82,975	\$(26,642)	\$4,765	\$3,720	\$16,425	\$3,520	\$1,310	\$3,098	\$0
Libraries	2,000	2,000	0	0	0	0	0	0	0	0
Parks	64,568	37,255	18,080	9,233	0	0	0	0	27,313	0
Stormwater	55,019	34,609	8,989	8,450	2,971	0	0	0	20,410	0
Transportation	216,906	202,629	6,401	7,876	0	0	0	0	14,277	0
Water Services	6,500	6,500	0	0	0	0	0	0	0	0
Subtotal	\$431,067	\$365,969	\$6,828	\$30,324	\$6,691	\$16,425	\$3,520	\$1,310	\$65,098	\$0
Debt Service:										
Short Term	\$35,500	\$3,500	\$4,000	\$8,000	\$4,000	\$4,000	\$4,000	\$4,000	\$28,000	\$4,000
Jail	30,405	5,786	3,497	3,520	3,520	3,520	3,520	3,520	21,099	3,520
Stormwater	30,311	5,768	3,486	3,509	3,509	3,509	3,509	3,509	21,034	3,509
Transportation	33,709	6,414	3,877	3,903	3,903	3,903	3,903	3,903	23,392	3,903
Series 2007 CIT Rev Bonds	146,138	31,388	16,393	16,393	16,393	16,393	16,393	16,393	98,357	16,393
Reserves	16,935	6,630	738	565	1,500	1,500	2,000	2,000	8,305	2,000
Total Uses	\$724,063	\$425,454	\$38,819	\$66,215	\$39,517	\$49,251	\$36,846	\$34,636	\$265,285	\$33,326

(a) As of 08/31/09

**COMMUNITY INVESTMENT TAX - PHASE III
PROJECTS SUMMARY SCHEDULE
(in thousands)**

PROJECT NUMBER	PROJECT TITLE	TOTAL EST COST	TOTAL PRIOR YRS	FY 10	FY 11	FY 12	FY 13	FY 14	FY 15	TOTAL FY 10 - FY 15	FUTURE	COMMENTS
GOVERNMENT FACILITIES												
C77721	CHILDREN'S SVCS CAMPUS ENHANCEMENTS	\$4,000	\$3,990	\$10	\$0	\$0	\$0	\$0	\$0	\$10	\$0	
C79136	E CNTY COURT REDEVELOP/REGIONAL SVC CNTR	11,800	11,800	0	0	0	0	0	0	0	0	
C70058	FALKENBURG RD JAIL EXPANSION PH VI	31,700	31,700	0	0	0	0	0	0	0	0	COMPLETED FY 09
C79143	FALKENBURG RD JAIL EXPANSION PH VII	23,500	30,037	(28,177)	2,065	1,020	13,725	3,520	1,310	(6,537)	0	
C79142	LOWRY PARK ZOO CAPITAL CONTR	3,823	3,823	0	0	0	0	0	0	0	0	COMPLETED FY 08
C77775	SHERIFF'S FLEET EQUIPMENT RPL	10,800	0	2,700	2,700	2,700	2,700	0	0	10,800	0	
C79145	STATE ATTORNEY BRIDGE	0	1,175	(1,175)	0	0	0	0	0	(1,175)	0	
C79144	USF GENERATOR	450	450	0	0	0	0	0	0	0	0	
	TOTAL	\$86,073	\$82,975	\$(26,642)	\$4,765	\$3,720	\$16,425	\$3,520	\$1,310	\$3,098	\$0	
LIBRARIES												
70080	UNIVERSITY AREA PARTNERSHIP LIBRARY	\$2,000	\$2,000	\$0	\$0	\$0	\$0	\$0	\$0	\$0	\$0	
	TOTAL	\$2,000	\$2,000	\$0	\$0	\$0	\$0	\$0	\$0	\$0	\$0	
PARKS												
C80325	APOLLO BEACH NATURE PARK RESTROOMS	\$100	\$100	\$0	\$0	\$0	\$0	\$0	\$0	\$0	\$0	COMPLETED FY 09
C80204	BRANDON ADVANTAGE CENTER	2,500	2,500	0	0	0	0	0	0	0	0	
C80216	BY PASS CANAL ROWING FACILITY PHASE II	600	600	0	0	0	0	0	0	0	0	
C80327	CARROLLWOOD CULTURAL CNTR LAND ACQ	920	920	0	0	0	0	0	0	0	0	COMPLETED FY 06
C80328	CARROLLWOOD WWTP SURPLUS LAND ACQ	450	450	0	0	0	0	0	0	0	0	COMPLETED FY 08
C80205	CHILDREN'S MUSEUM	3,000	3,000	0	0	0	0	0	0	0	0	COMPLETED FY 09
C80208	CONCESSION/ RESTROOM REPLACEMENT	600	0	600	0	0	0	0	0	600	0	
C80209	COUNTYWIDE SOCCER COMPLEX	15,000	4,247	5,095	5,658	0	0	0	0	10,753	0	
C80217	CUBAN CIVIC CLUB RENOVATION	250	250	0	0	0	0	0	0	0	0	
C80210	EAST COUNTY THERAPEUTIC EQUESTRIAN FACILITY	500	500	0	0	0	0	0	0	0	0	
C89107	FISH HAWK SPORTS COMPLEX	5,350	5,350	0	0	0	0	0	0	0	0	COMPLETED FY 08
C80314	FLATWOODS PARK CAMPGROUND IMP	0	0	0	0	0	0	0	0	0	0	CANCELED FY 08
C80211	FRIENDS OF PLANT PARK	65	65	0	0	0	0	0	0	0	0	
C80172	JACKSON SPRGS PK RENOV/ADA COMPLIANCE	65	65	0	0	0	0	0	0	0	0	
C80173	KENLY PARK RENOV/ADA COMPLIANCE	0	0	0	0	0	0	0	0	0	0	CIT FUNDING NOT REQ.
C80214	LOWRY PARK ZOO	500	500	0	0	0	0	0	0	0	0	
C80215	MISCELLANEOUS NEIGHBORHOOD PARK IMPROVEMENTS	5,396	396	2,500	2,500	0	0	0	0	5,000	0	
C80212	MULTI-PURPOSE GYMNASIUM NORTHWEST	2,000	316	1,684	0	0	0	0	0	1,684	0	
C80326	NW RECREATION CORRIDOR MAINT BLDG	335	335	0	0	0	0	0	0	0	0	
C89098	OLD FORT KING TRAIL	102	102	0	0	0	0	0	0	0	0	COMPLETED FY 06
C80315	OSCAR COOLER SOCCER COMPLEX CONST	3,703	3,703	0	0	0	0	0	0	0	0	
C80206	PLANT CITY MULTIPLE PARKS PROJECTS	600	600	0	0	0	0	0	0	0	0	
C80330	S COUNTY RECREATIONAL CORRIDOR PLAN	200	200	0	0	0	0	0	0	0	0	COMPLETED FY 07
C89004	SOUTH COAST GREENWAY PH III PD&E/CONST	0	0	0	0	0	0	0	0	0	0	CANCELED FY 08
C89003	SOUTH COAST GREENWAY PH I-PD&E/CONST	2,487	414	1,998	75	0	0	0	0	2,073	0	

**COMMUNITY INVESTMENT TAX - PHASE III
PROJECTS SUMMARY SCHEDULE
(in thousands)**

PROJECT NUMBER	PROJECT TITLE	TOTAL EST COST	TOTAL PRIOR YRS	FY 10	FY 11	FY 12	FY 13	FY 14	FY 15	TOTAL FY 10 - FY 15	FUTURE	COMMENTS		
C69344	CHANNELIZATION OF TRAFFIC CIT FY07	500	500	0	0	0	0	0	0	0	0	0	COMPLETED FY 08	
C69354	CHANNELIZATION OF TRAFFIC CIT FY08	500	500	0	0	0	0	0	0	0	0	0		
C69355	CHANNELIZATION OF TRAFFIC CIT	1,000	500	500	0	0	0	0	0	500	0	0		
C69359	INT HIMES AVE N/LAMBRIGHT ST W	2,073	527	1,546	0	0	0	0	0	1,546	0	0		
C69360	INT GUNN HWY/LINEBAUGH AVE W	3,450	2,550	900	0	0	0	0	0	900	0	0		
C69361	INT JOHN MOORE RD/LUMSDEN RD E	2,700	1,800	900	0	0	0	0	0	900	0	0		
C69362	INT HABANA AVE N/WATERS AVE W	1,805	775	1,030	0	0	0	0	0	1,030	0	0		
C69363	INT BOY SCOUT RD/RACE TRACK RD	900	900	0	0	0	0	0	0	0	0	0		
C69506	SIDEWALK RETROFIT CONST FY07	300	300	0	0	0	0	0	0	0	0	0		COMPLETED FY 08
C69507	SIDEWALK RETROFIT CONST FY08	200	200	0	0	0	0	0	0	0	0	0		COMPLETED FY 09
C69508	SIDEWALK RETROFIT CONST	2,500	900	800	800	0	0	0	0	1,600	0	0		
	TOTAL	\$216,906	\$202,629	\$6,401	\$7,876	\$0	\$0	\$0	\$0	\$14,277	\$0			
	<u>WATER SERVICES</u>													
C31958	CAUSEWAY BLVD JPA-WATER/SEWER LINE EXT	\$6,500	\$6,500	\$0	\$0	\$0	\$0	\$0	\$0	\$0	\$0	\$0		
	TOTAL PLANNED EXPENDITURES	\$431,067	\$365,969	\$6,828	\$30,324	\$6,691	\$16,425	\$3,520	\$1,310	\$65,098	\$0			
	<u>DEBT SERVICE</u>													
	Short Term	\$35,500	\$3,500	\$4,000	\$8,000	\$4,000	\$4,000	\$4,000	\$4,000	\$28,000	\$4,000			
	Long Term:													
	Jail (d)	30,405	5,786	3,497	3,520	3,520	3,520	3,520	3,520	21,099	3,520			
	Stormwater	30,311	5,768	3,486	3,509	3,509	3,509	3,509	3,509	21,034	3,509			
	Transportation	33,709	6,414	3,877	3,903	3,903	3,903	3,903	3,903	23,392	3,903			
	Series 2007 - CIT Rev Bonds (TTF Projects)	146,138	31,388	16,393	16,393	16,393	16,393	16,393	16,393	98,357	16,393			
	RESERVE & ALLOWANCES	\$16,935	\$6,630	\$738	\$565	\$1,500	\$1,500	\$2,000	\$2,000	\$8,305	\$2,000			
	TOTAL COMMUNITY INVESTMENT TAX PHASE III	\$724,063	\$425,454	\$38,819	\$66,215	\$39,517	\$49,251	\$36,846	\$34,636	\$265,285	\$33,326			

(d) Includes financing for C90405 and C90406.

COMMUNITY INVESTMENT TAX - PHASE III
TRANSPORTATION TASK FORCE (TTF) PROJECTS
SOURCES AND USES SUMMARY
(in thousands)

	TOTAL TTF CIT III	ALL YEARS BUDGET FY 09 (a)	FY 10	FY 11	FY 12	FY 13	FY 14	FY 15	TOTAL FY 10 - FY 15
<u>SOURCES</u>									
Interest	\$288	\$288	\$0	\$0	\$0	\$0	\$0	\$0	\$0
Debt Proceeds	218,384	242,075	-37,301	5				13,605	-23,691
Total Sources	\$218,672	\$242,363	-\$37,301	\$5	\$0	\$0	\$0	\$13,605	-\$23,691
<u>USES</u>									
Transportation	\$213,409	\$237,110	-\$37,306	\$0	\$0	\$0	\$0	\$13,605	-\$23,701
Other	20	10	5	5	0	0	0	0	10
Reserves	5,243	5,243	0	0	0	0	0	0	0
Total Uses	\$218,672	\$242,363	-\$37,301	\$5	\$0	\$0	\$0	\$13,605	-\$23,691

(a) As of 08-31-09

**COMMUNITY INVESTMENT TAX - PHASE III
TRANSPORTATION TASK FORCE (TTF)
PROJECTS SUMMARY SCHEDULE
(in thousands)**

PROJECT NUMBER	PROJECT TITLE	TOTAL EST COST	TOTAL PRIOR YRS	FY 10	FY 11	FY 12	FY 13	FY 14	FY 15	TOTAL FY 10 - FY15	FUTURE	COMMENTS
	<u>TRANSPORTATION</u>											
C69610	40TH ST CORRIDOR ENHANCE PROJ SEG A	\$1,500	\$1,500	\$0	\$0	\$0	\$0	\$0	\$0	\$0	\$0	
C69621	40TH ST CORRIDOR ENHANCE PROJ SEG C	1,500	1,500	0	0	0	0	0	0	0	0	
C69602	ADV TRAFFIC MGNT SYST IMP -TTF	28,000	18,000	10,000	0	0	0	0	0	10,000	0	
C69612	ARBOR ISLAND EXT TO FUTURE TELECOM EXT	300	300	0	0	0	0	0	0	0	0	
C61134	CITRUS PARK EXTENSION	0	0	0	0	0	0	0	0	0	0	UNFUNDED
C69607	CR 579/I-4 TO SLIGH AVE IMP	253	639	-386	0	0	0	0	0	-386	0	
C61058	CROSS CREEK WIDENING PH II	0	3,000	-3,000	0	0	0	0	0	-3,000	0	UNFUNDED
C69606	FLETCHER AVE/I-275 TO I-75 PD&E	4,000	4,000	0	0	0	0	0	0	0	0	
C69127	GORNT0 LK RD EXT(BRNDN TWN-CTR-SR 60)TTF	4,000	4,000	0	0	0	0	0	0	0	0	
C69616	HART PARK & RIDE - BRANDON	2,250	2,250	0	0	0	0	0	0	0	0	
C69617	HART PARK & RIDE - FLETCHER AVE	1,750	1,750	0	0	0	0	0	0	0	0	
C69615	HARTLINE - N EAST HILLSB TO WESTSHORE BRT IMP.	3,000	3,000	0	0	0	0	0	0	0	0	
C69618	HARTLINE I-75 / NORTH TO SOUTH CORRIDOR BRT IMP.	31,000	31,000	0	0	0	0	0	0	0	0	
C69619	HARTLINE TRANSIT SIGNALS	2,000	2,000	0	0	0	0	0	0	0	0	
C69600	INTERSECTION IMPROVEMENT PRGM -TTF	66,668	65,591	1,077	0	0	0	0	0	1,077	0	
C69604	LINEBAUGH / RACE TRACK RD TO COUNTRYWAY	16,900	3,295	0	0	0	0	0	13,605	13,605	0	
C69125	LITHIA PINECREST(SR 60 TO HWY 39)	0	0	0	0	0	0	0	0	0	0	UNFUNDED
C61052	LUTZ LAKE FERN RD(SUNCOAST PKWY-D'MABRY)	25,200	41,000	-15,800	0	0	0	0	0	-15,800	0	
C69614	MEDULLA RD EXTENSION LAND & DESIGN	0	0	0	0	0	0	0	0	0	0	CANCELED
C69601	NEW & IMPROVED SIGNALIZATION PRGM - TTF	15,000	15,000	0	0	0	0	0	0	0	0	
C69609	NEW TAMPA BLVD BRIDGE AT I-75 CONST	0	4,000	-4,000	0	0	0	0	0	-4,000	0	UNFUNDED
C69605	OLD MEMORIAL HWY /HILLS TO MONTAGUE AVE	799	2,685	-1,886	0	0	0	0	0	-1,886	0	UNFUNDED
C69622	PARK RD WIDEN PROJ (I-4 TO SAM ALLEN)	3,866	3,866	0	0	0	0	0	0	0	0	
C69111	PARSONS AVE (SR 60 - OAKFIELD)	882	8,000	-7,118	0	0	0	0	0	-7,118	0	UNFUNDED
C69620	RIGHT-OF-WAY ACQUISITION -TTF	0	16,000	-16,000	0	0	0	0	0	-16,000	0	UNFUNDED
C69611	TELECOM PKWY EXT TO M. BRIDGE RD CONST	1,500	1,500	0	0	0	0	0	0	0	0	
C69613	TRAPNELL RD EXT - PLANT CITY	0	0	0	0	0	0	0	0	0	0	CANCELED
C69608	VAN DYKE RD/TOBACCO RD TO D'MABRY PD&E	1,607	1,800	-193	0	0	0	0	0	-193	0	UNFUNDED
C69603	US 301-BALM RD TO SR 674 CONST	0	0	0	0	0	0	0	0	0	0	UNFUNDED
C69623	WHEELER STREET REALIGNMENT	1,434	1,434	0	0	0	0	0	0	0	0	
	TOTAL	\$213,409	\$237,110	-\$37,306	\$0	\$0	\$0	\$0	\$13,605	-\$23,701	\$0	
	OTHER	20	10	5	5	0	0	0	0	10	0	
	RESERVE AND ALLOWANCES	5,243	5,243	0	0	0	0	0	0	0	0	
	TOTAL COMMUNITY INVESTEMENT TAX III (TTF)	\$218,672	\$242,363	-\$37,301	\$5	\$0	\$0	\$0	\$13,605	-\$23,691	\$0	

COMMUNITY INVESTMENT TAX
PROJECTS PREVIOUSLY AUTHORIZED FOR CIT ELIGIBILITY

(In thousands)

Project Title	Funded / Deferred	Unfunded
<u>Transportation</u>		
22nd Street Community Main Street Project	\$	\$650
Advanced Right-Of-Way Acquisition		12,562
Brandon Main Street - Pauls Drive (S.R. 60 to Feeder Road)		4,462
Citrus Park Drive Extension (Countryway Blvd to Sheldon Road) -TTF		62,583
CR 579 (Mango Road) I-4 to Sligh Avenue -TTF		2,527
Cross Creek Blvd. Road Widening Phase II (E. Cory Lake Blvd. to Morris Bridge Rd) -TTF		3,000
Intersection Improvement Program -Transportation Task Force		83,332
Linebaugh Avenue (Race Track Road to Countryway) -TTF	13,605	
Lithia Pinecrest Rd (SR 60 to CR 39)		11,100
Lutz Lake Fern Road (Suncoast Expressway To Dale Mabry) -TTF		15,800
New Tampa Boulevard Bridge -TTF		4,000
Old Memorial Highway (Hillsborough Ave to Montague St) -TTF		12,901
Parsons Ave / John Moore Road Widening (SR 60 to Oakfield Dr) -TTF		10,837
Right-of-Way Acquisition -Transportation Task Force -TTF		30,000
Town N Country Community Plan - Paula and Ambassador Roads		3,132
US 301 Widening Construction Phase 2 (Balm Road to SR 674) -TTF		50,000
Van Dyke Road (Tobacco Road to Dale Mabry) PD&E -TTF		193
<u>Other</u>		
Community Investment Tax Phase III Stormwater Program		2,769
Falkenburg Road Jail Expansion Phase VIIA	21,255	
Fire Hydrant Installation		960
Future Acquisition of Water/Wastewater Utility Systems		13,962
Pedestrian Bridge at Main Courthouse (State Attorney Bridge)		1,200
Total	\$34,860	\$325,970
Total Deferred / Unfunded		\$360,830

CR -County Road
SR -State Road
PD&E -Project Development and Environmental Studay
TTF -Transportation Task Force