

BUDGET SOURCES AND USES OF FUNDS

SOURCES	FY 08 Actual	FY 09 Adopted	FY 10 Adopted	FY 11 Planned
Fund Balance Begin Of Year	\$881.4	\$908.3	\$863.8	\$776.3
Revenue:				
Ad Valorem Taxes	771.7	756.5	661.3	603.9
Other Taxes	277.3	284.2	256.9	268.1
Licenses And Permits	16.0	13.9	57.3	58.0
Intergovernmental Revenue	235.5	235.8	206.3	215.8
Charges For Services	503.5	554.2	509.9	560.1
Fines And Forfeits	6.2	5.4	4.5	4.5
Miscellaneous Revenue (including interest)	<u>177.7</u>	<u>143.2</u>	<u>82.5</u>	<u>55.2</u>
Total Revenue	1,988.0	1,993.0	1,778.7	1,765.7
Transfers	964.2	1,059.2	737.5	798.9
Other Non-Revenues	411.7	142.8	173.9	510.1
Less 5% Required By Law	<u>0.0</u>	<u>(71.3)</u>	<u>(72.4)</u>	<u>(71.0)</u>
TOTAL AVAILABLE	\$4,245.3	\$4,032.0	\$3,481.6	\$3,780.0
USES				
Operating Budget:				
Compensation	\$714.1	\$760.9	\$711.2	\$721.1
Operating Expenses	887.9	917.2	858.7	879.5
Equipment	<u>52.3</u>	<u>45.8</u>	<u>36.9</u>	<u>30.3</u>
Total Operating Budget	1,654.3	1,723.8	1,606.7	1,630.9
Capital Budget (net of reserves)	520.0	355.6	39.3	126.5
Debt Service	192.6	120.7	408.7	502.1
Transfers	964.2	1,059.2	737.5	798.9
Reserves and Refunds:				
Operating	0.6	703.6	673.7	664.7
Capital	0.0	22.3	(30.9)	23.5
Debt	<u>0.0</u>	<u>46.8</u>	<u>46.6</u>	<u>33.5</u>
Total Reserves and Refunds	0.6	772.7	689.4	721.7
TOTAL USES	\$3,331.7	\$4,032.0	\$3,481.6	\$3,780.0

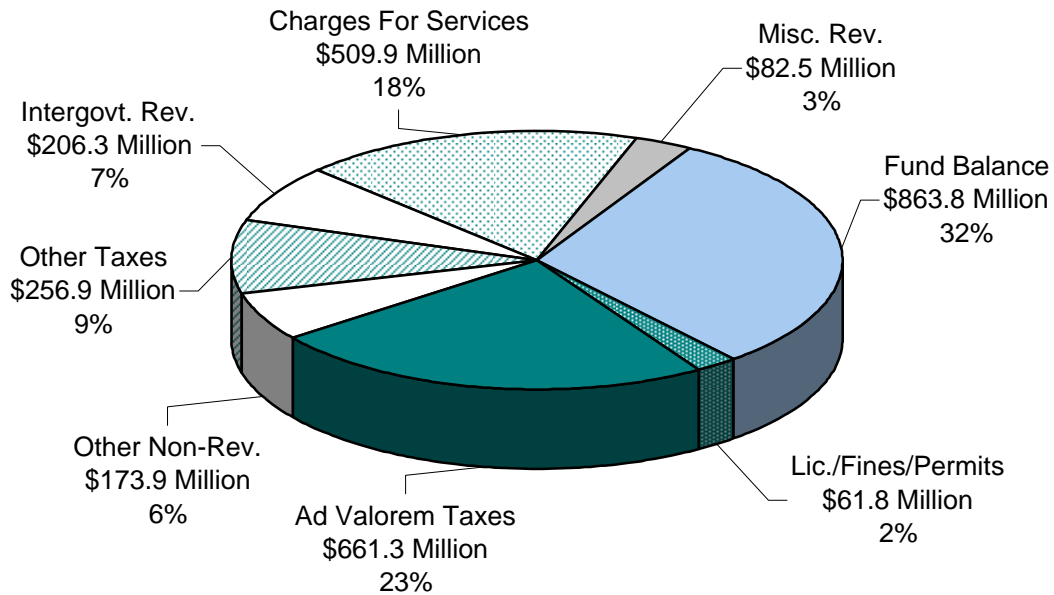
Detail may not add to totals because of rounding.

Amounts expressed in millions of dollars, rounded to the nearest one hundred thousand.

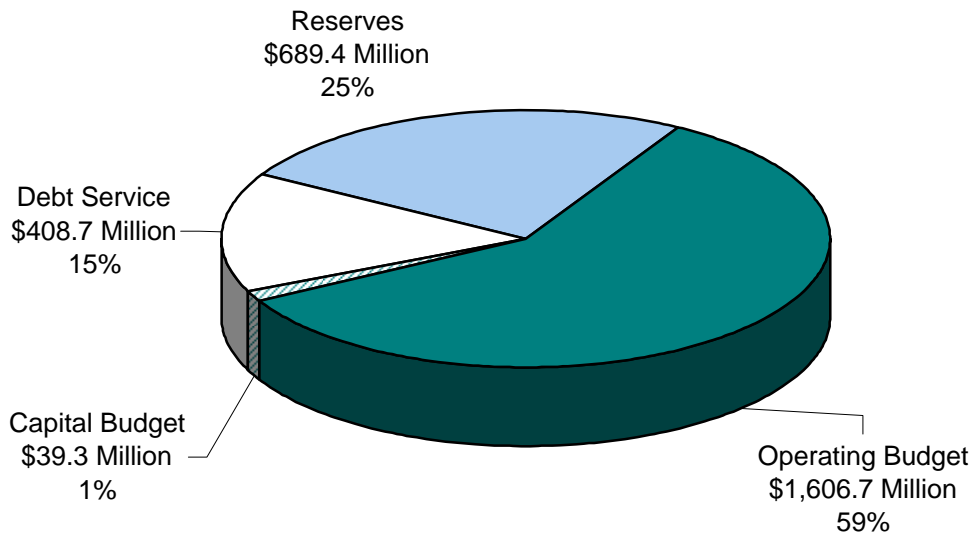
Note: The County uses an all years budget process for capital projects. This means that the current year's budget will only reflect changes in funding, such as additional funds being added to a project budget or unneeded funds being subtracted. Prior year funding will remain with the project until completion and will not need to be reappropriated every year.

BUDGET SOURCES AND USES OF FUNDS

WHERE THE MONEY COMES FROM (SOURCES) FY 10 - ALL FUNDS



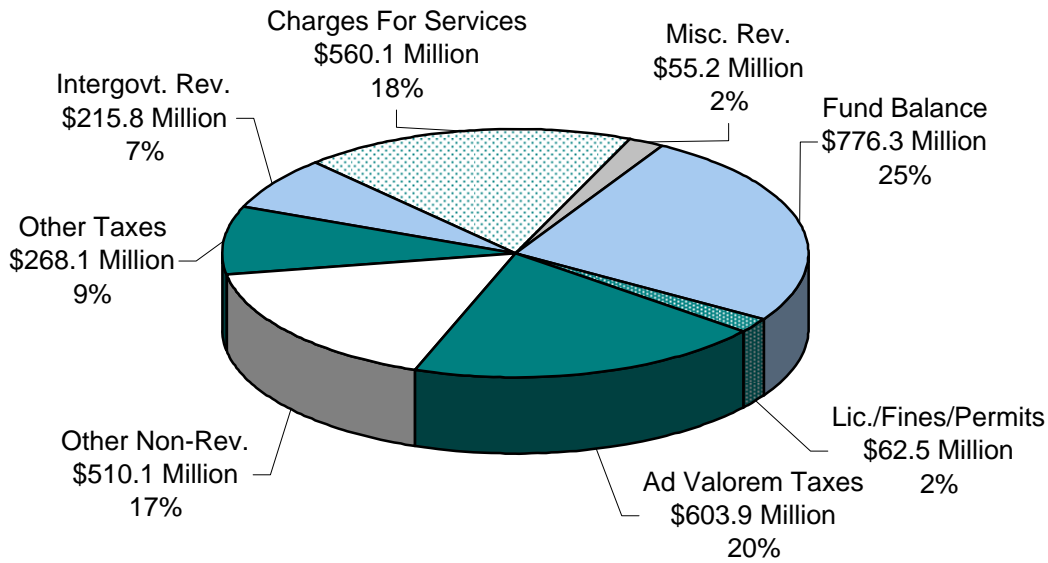
WHERE THE MONEY GOES (USES) FY 10 - ALL FUNDS



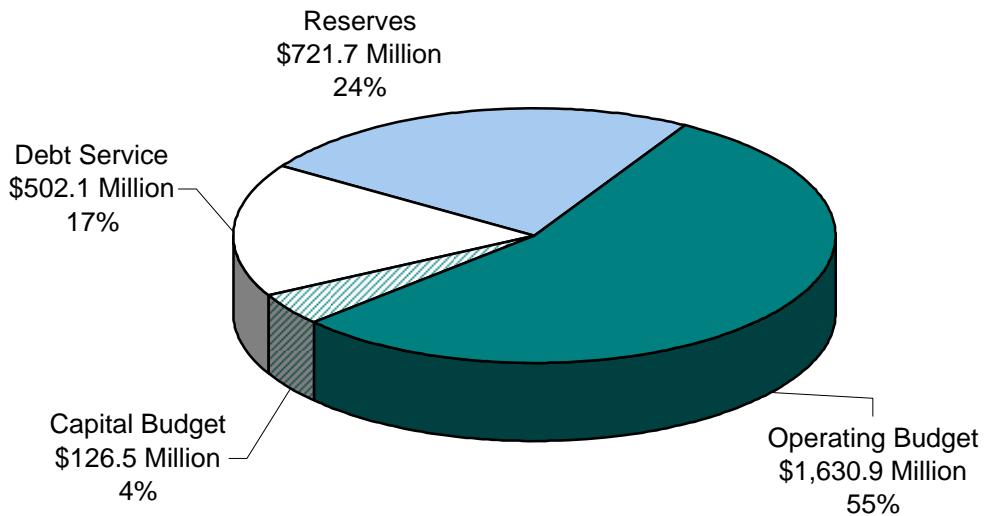
Note: Sources and Uses shown above exclude \$737.6 million in Transfers In and Transfers Out, respectively. With the exception of Fund Balance, Other-Non-Revenues, and Transfers In, many of the other revenues are subject to a statutory 5% reduction. That is only 95% of anticipated revenue may be budgeted. As the reduction may only apply to selected revenues in any category, the numbers in this chart have not been reduced. Totals may not add up to 100% due to rounding.

BUDGET SOURCES AND USES OF FUNDS

WHERE THE MONEY COMES FROM (SOURCES) FY 11 - ALL FUNDS



WHERE THE MONEY GOES (USES) FY 11 - ALL FUNDS



Note: Sources and Uses shown above exclude \$798.9 million in Transfers In and Transfers Out, respectively. With the exception of Fund Balance, Other-Non-Revenues, and Transfers In, many of the other revenues are subject to a statutory 5% reduction. That is only 95% of anticipated revenue may be budgeted. As the reduction may only apply to selected revenues in any category, the numbers in this chart have not been reduced. Totals may not add up to 100% due to rounding.