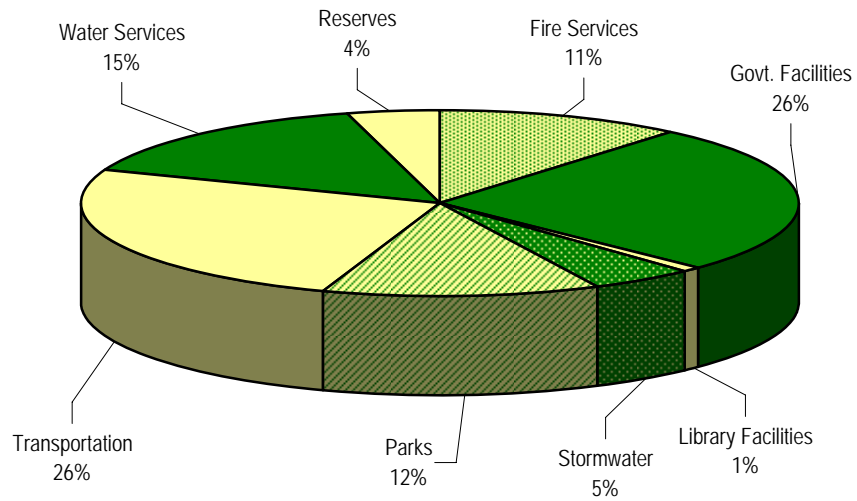


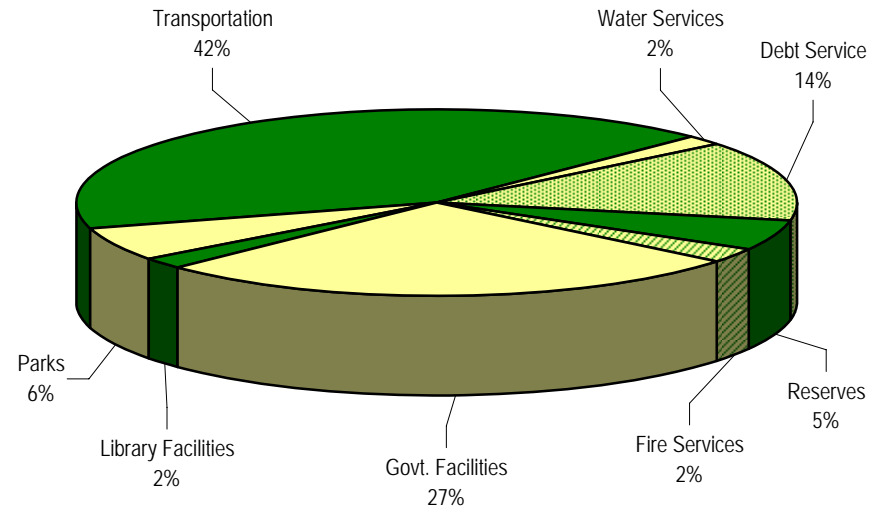
COMMUNITY INVESTMENT TAX PROGRAM ALLOCATIONS

PHASE I
January 1997 to January 2003



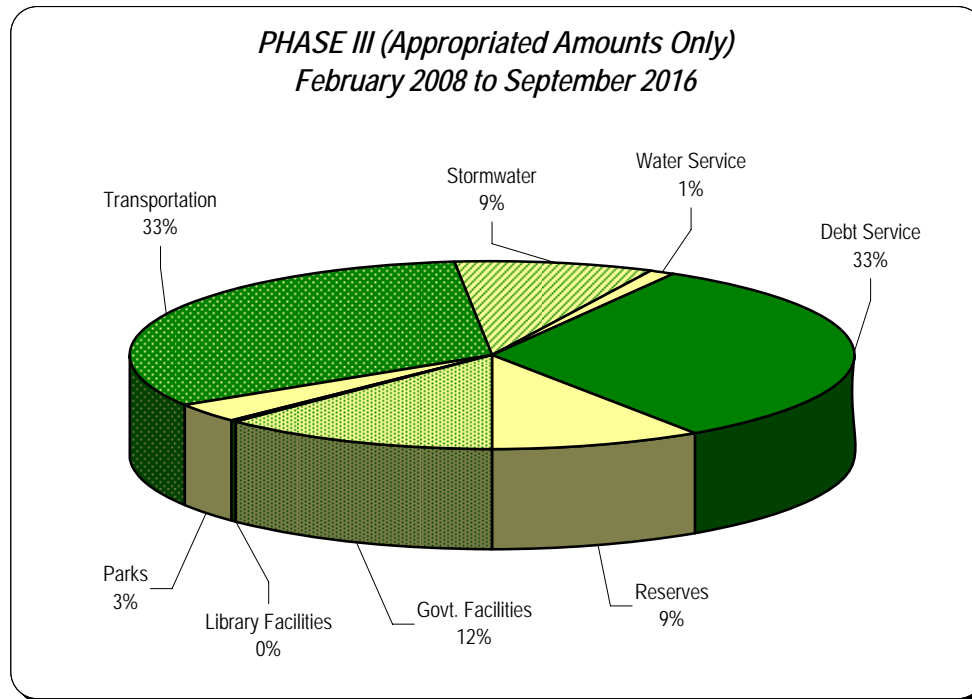
Each 1% equals \$2.3 Million
Total funding equals \$202.8 Million

PHASE II
February 2003 to January 2008



Each 1% equals \$5.1 Million
Total funding equals \$506.6 Million

COMMUNITY INVESTMENT TAX PROGRAM ALLOCATIONS



Each 1% equals \$7.0 Million
Total funding equals \$704.2 Million

**COMMUNITY INVESTMENT TAX I
SOURCES AND USES SUMMARY
(in thousands)**

	ALL YEARS BUDGET FY 07 (a)	FY 08	FY 09	FY 10	FY 11	FY 12	FY 13	TOTAL FY 08 - FY 13	TOTAL CIT I
<u>SOURCES</u>									
Transfers from Sales Tax Fund	\$185,857	\$0	\$0	\$0	\$0	\$0	\$0	\$0	\$185,857
Interest Earnings	13,637	1,250	1,000	0	0	0	0	2,250	15,887
Residual Funds Sheriff's Office	23	0	0	0	0	0	0	0	23
Reimbursements	557	0	0	0	0	0	0	0	557
Other Miscellaneous	525	0	0	0	0	0	0	0	525
Total Sources	\$200,599	\$1,250	\$1,000	\$0	\$0	\$0	\$0	\$2,250	\$202,849
<u>USES</u>									
Fire Services	\$20,278	\$580	\$115	\$1,570	\$10	\$0	\$0	\$2,275	\$22,553
Govt. Facilities	52,952	20	0	0	0	0	0	20	52,972
Library Facilities	1,607	0	0	0	0	0	0	0	1,607
Stormwater	9,537	0	0	0	0	0	0	0	9,537
Parks	24,679	501	0	0	0	0	0	501	25,180
Transportation	52,040	0	0	0	0	0	0	0	52,040
Water Services	30,565	0	0	0	0	0	0	0	30,565
Reserve CIT Court Debt Svc.	1,565	0	0	0	0	0	0	0	1,565
Reserve Capital Projects	7,376	149	885	-1,570	-10	0	0	-546	6,830
Total Uses	\$200,599	\$1,250	\$1,000	\$0	\$0	\$0	\$0	\$2,250	\$202,849

(a) As of 06/30/07

**COMMUNITY INVESTMENT TAX - PHASE I
PROJECTS SUMMARY SCHEDULE
(in thousands)**

PROJECT NUMBER	PROJECT TITLE	TOTAL EST COST	TOTAL PRIOR YRS	FY 08	FY 09	FY 10	FY 11	FY 12	FY 13	TOTAL FY 08-FY 13	FUTURE	COMMENTS
GOVERNMENT FACILITIES PROGRAM												
90404	512-BED JAIL (PHASES I,II,&III)	\$19,327	\$19,327	\$0	\$0	\$0	\$0	\$0	\$0	\$0	\$0	\$0 COMPLETED FY 98
79006	700 TWIGGS ST. RENOVATION	4,128	4,128	0	0	0	0	0	0	0	0	0 COMPLETED FY 01
79106	CHILDREN SERVICES ATHLETIC CENTER	1,211	1,211	0	0	0	0	0	0	0	0	0 COMPLETED FY 01
79019	COMPUTER AIDED DISPATCH	0	0	0	0	0	0	0	0	0	0	0 FUNDED WITH AD VALOREM
N/A	COPS AHEAD EQUIPMENT	953	953	0	0	0	0	0	0	0	0	0 COMPLETED FY 97
79018	COUNTY CENTER SECURITY	100	100	0	0	0	0	0	0	0	0	0 COMPLETED FY 01
N/A	CRIMINAL JUSTICE INFORMATION SYSTEM	7,400	7,400	0	0	0	0	0	0	0	0	0 COMPLETED FY 99
90405	JAIL EXPANSION PHASE IV	1,922	1,922	0	0	0	0	0	0	0	0	0 COMPLETED FY 03
79026	MAIN COURTHOUSE - PHASE II	5,912	5,912	0	0	0	0	0	0	0	0	0
79027	MAIN COURTHOUSE - PHASE III	0	0	0	0	0	0	0	0	0	0	0 CONSOLIDATED UNDER 79026.
79028	MAIN COURTHOUSE - PHASE IV	0	0	0	0	0	0	0	0	0	0	0 CONSOLIDATED UNDER 79026.
79005	MAIN COURTHOUSE -PHASE I	868	868	0	0	0	0	0	0	0	0	0 COMPLETED FY 98
79055	MOSI E. WING - NORTH UNISTRUT ROOF STRUCTURE	750	750	0	0	0	0	0	0	0	0	0
89315	MOSI EXPANSION CHILDREN'S SCIENCE CENTER	663	663	0	0	0	0	0	0	0	0	0
79054	MOSI W. WING REPAIRS/RESEAL/RECAULKING	1,000	1,000	0	0	0	0	0	0	0	0	0
79133	PGM DOCUMENT MANAGEMENT SYSTEM	192	192	0	0	0	0	0	0	0	0	0 COMPLETED FY 05
70000	PUBLIC ART-VARIOUS	210	210	0	0	0	0	0	0	0	0	0
90212	REHAB. RUSKIN SERVICE CENTER	96	96	0	0	0	0	0	0	0	0	0 COMPLETED FY 01
79050	REROOF FRED KARL LEGAL CENTER	8	8	0	0	0	0	0	0	0	0	0 CANCELLED
79139	RIVERVIEW TERRACE SENIOR CENTER	165	145	20	0	0	0	0	0	0	20	0
79049	SENIOR ADULT DAY CARE FACILITY (BRANDON)	1,040	1,040	0	0	0	0	0	0	0	0	0 COMPLETED FY 01
79048	SENIOR ADULT DAY CARE FACILITY (MANHATTAN)	1,178	1,178	0	0	0	0	0	0	0	0	0 COMPLETED FY 01
N/A	SHERIFF'S FLEET EQUIPMENT REPL.	4,112	4,112	0	0	0	0	0	0	0	0	0 COMPLETED FY 00
79023	SPECIAL NEEDS PROGRAM SHELTER UPGRADES	0	0	0	0	0	0	0	0	0	0	0 COMPLETED WITH GRANT DOLLARS
79024	TELEPHONE LINES FOR REGIONAL RELIEF CENTER	0	0	0	0	0	0	0	0	0	0	0 COMPLETED WITH GRANT DOLLARS
79138	TOWN N' COUNTRY SENIOR CENTER	400	400	0	0	0	0	0	0	0	0	0
70654	UNIVERSITY COMMUNITY SOCIAL SVCS. CENTER	1,275	1,275	0	0	0	0	0	0	0	0	0 COMPLETED FY 05
N/A	UNALLOCATED FUNDS GOVERNMENT FACILITIES	62	62	0	0	0	0	0	0	0	0	0
TOTAL		\$52,972	\$52,952	\$20	\$0	\$0	\$0	\$0	\$0	\$20	\$0	
FIRE SERVICES												
79125	AMBULANCE REPLACEMENT	\$1,749	\$1,749	\$0	\$0	\$0	\$0	\$0	\$0	\$0	\$0	\$0 COMPLETED FY 99
79014	BRANDON FIRE STATION	536	536	0	0	0	0	0	0	0	0	0 COMPLETED FY 01
91151	CHAPMAN ROAD FIRE STATION	3,287	3,137	150	0	0	0	0	0	150	0	0
79011	CONCRETE APRONS	65	65	0	0	0	0	0	0	0	0	0 COMPLETED FY 01
91139	CORK-KNIGHTS FIRE STATION CONSTRUCTION	509	509	0	0	0	0	0	0	0	0	0 COMPLETED FY 04
79012	DOVER FIRE STATION RENOV.	418	418	0	0	0	0	0	0	0	0	0 COMPLETED FY 02

**COMMUNITY INVESTMENT TAX - PHASE I
PROJECTS SUMMARY SCHEDULE
(in thousands)**

PROJECT NUMBER	PROJECT TITLE	TOTAL EST COST	TOTAL PRIOR YRS	FY 08	FY 09	FY 10	FY 11	FY 12	FY 13	TOTAL FY 08-FY 13	FUTURE	COMMENTS
79009	F S CODE COMPL & REHAB PH I	211	211	0	0	0	0	0	0	0	0	0 COMPLETED FY 00
79029	F S CODE COMPL. SPRINKLERS PH II	832	832	0	0	0	0	0	0	0	0	0 COMPLETED FY 05
79008	FIRE EQUIPMENT REPL/REFURB.	2,888	2,888	0	0	0	0	0	0	0	0	0 COMPLETED FY 02
79017	FIRE RESCUE HEADQUARTERS	11	11	0	0	0	0	0	0	0	0	0 DEFERRED
79015	LUTZ FIRE STATION	477	477	0	0	0	0	0	0	0	0	0 COMPLETED FY 02
79010	MIDWAY FIRE STATION	187	187	0	0	0	0	0	0	0	0	0 COMPLETED FY 99
79025	MOBILE EMERGENCY OPERATIONS CTR. VEHICLE	80	80	0	0	0	0	0	0	0	0	0 COMPLETED FY 02
91145	NORTH HILLSBOROUGH F. S. #14	1,920	195	30	115	1,570	10	0	0	1,725	0	0
79013	PALM RIVER FIRE STATION	428	428	0	0	0	0	0	0	0	0	0 COMPLETED FY 02
79052	REROOF APOLLO B. F.S. # 29	63	63	0	0	0	0	0	0	0	0	0 COMPLETED FY 99
79051	REROOF FALKENBURG RD F.S. # 33	66	66	0	0	0	0	0	0	0	0	0 COMPLETED FY 99
79053	REROOF W. HILLSBOROUGH F.S. # 31	69	69	0	0	0	0	0	0	0	0	0 COMPLETED FY 99
91152	RIVER OAKS FIRE STATION	1,747	1,747	0	0	0	0	0	0	0	0	0 COMPLETED FY 05
91146	RUSKIN F. S. #17 CONSTRUCTION	24	24	0	0	0	0	0	0	0	0	0 COMPLETED FY 04
79141	RUSKIN FIRE STATION #17 LAND ACQUISITION	1,117	717	400	0	0	0	0	0	400	0	0
79132	SCBA FIRE RESCUE BREATHING APPARATUS	2,155	2,155	0	0	0	0	0	0	0	0	0 COMPLETED FY 03
79016	SUN CITY CENTER FIRE STATION	1,524	1,524	0	0	0	0	0	0	0	0	0 COMPLETED FY 03
91150	TAMPA SHORES FIRE STATION	2,163	2,163	0	0	0	0	0	0	0	0	0 COMPLETED FY 05
91992	UNALLOCATED FUNDS	28	28	0	0	0	0	0	0	0	0	0
TOTAL		\$22,553	\$20,278	\$580	\$115	\$1,570	\$10	\$0	\$0	\$2,275	\$0	
TRANSPORTATION												
69304	BALM RIVERVIEW @ BOYETTE RD	\$147	\$147	\$0	\$0	\$0	\$0	\$0	\$0	\$0	\$0	0 COMPLETED FY 03
69305	CHANNELIZATION OF COUNTYWIDE TRAFFIC	860	860	0	0	0	0	0	0	0	0	0
69500	CIT CONSOL SIDEWALK CONSTRUCTION PROJECT	2,165	2,165	0	0	0	0	0	0	0	0	0 COMPLETED FY 03
69300	CIT PROJECT INTERSECTIONS - PH 3	4	4	0	0	0	0	0	0	0	0	0 COMPLETED FY 03
69501	CIT SIDEWALKS FY02	890	890	0	0	0	0	0	0	0	0	0 COMPLETED FY 03
69106	GUNN HIGHWAY (EHRlich RD.-SOUTH MOBLEY	9,106	9,106	0	0	0	0	0	0	0	0	0
69303	GUNN HWY @ TARPON SPRINGS ROAD	69	69	0	0	0	0	0	0	0	0	0 COMPLETED FY 03
69346	INT 78TH ST AND SR 60 ADAMO DR	80	80	0	0	0	0	0	0	0	0	0 COMPLETED FY 03
69347	INT APOLLO BEACH BLVD & US 41	61	61	0	0	0	0	0	0	0	0	0 COMPLETED FY 03
69329	INT BB DOWNS/LK FOREST	187	187	0	0	0	0	0	0	0	0	0 COMPLETED FY 99
69315	INT BEARSS/LAKE MAGDALENE	26	26	0	0	0	0	0	0	0	0	0 COMPLETED FY 03
69327	INT B-SHOALS/ROSEMEAD	98	98	0	0	0	0	0	0	0	0	0 COMPLETED FY 99
69330	INT DALE MABRY/HAMILTON	24	24	0	0	0	0	0	0	0	0	0 COMPLETED FY 99
69326	INT DURANT/DOVER/LITTLE	9	9	0	0	0	0	0	0	0	0	0 COMPLETED FY 99
63027	INT GUNN HY/RACETRACK RD	1,633	1,633	0	0	0	0	0	0	0	0	0 COMPLETED FY 03
69351	INT HANLEY RD & WATERS AVE	406	406	0	0	0	0	0	0	0	0	0 COMPLETED FY 03

**COMMUNITY INVESTMENT TAX - PHASE I
PROJECTS SUMMARY SCHEDULE
(in thousands)**

PROJECT NUMBER	PROJECT TITLE	TOTAL EST COST	TOTAL PRIOR YRS	FY 08	FY 09	FY 10	FY 11	FY 12	FY 13	TOTAL FY 08-FY 13	FUTURE	COMMENTS
69353	INT LIVINGSTON AVE AND NEWBERGER RD	805	805	0	0	0	0	0	0	0	0	0 COMPLETED FY 03
69316	INT LUTZ LAKE FERN RD/SUNLAKE BLVD	178	178	0	0	0	0	0	0	0	0	0 COMPLETED FY 03
69336	INT MCMULLEN RD/TUCKER RD LEFT TURN LANE	64	64	0	0	0	0	0	0	0	0	0 COMPLETED FY 03
69328	INT OAKFIELD/VONDERBURG	70	70	0	0	0	0	0	0	0	0	0 COMPLETED FY 99
69331	INT PALM RIV DR/US 301	197	197	0	0	0	0	0	0	0	0	0 COMPLETED FY 99
69306	INT RACETRACK RD/TWIN BRANCH ACRES RD	387	387	0	0	0	0	0	0	0	0	0 COMPLETED FY 03
69332	INT SABAL IND PK/US301	153	153	0	0	0	0	0	0	0	0	0 COMPLETED FY 99
69333	INT SAVARESE BL/WATERS	24	24	0	0	0	0	0	0	0	0	0 COMPLETED FY 99
69337	INTERCONNECT SABAL BLV/US301 TRAFFIC SIG	69	69	0	0	0	0	0	0	0	0	0 COMPLETED FY 99
69335	INTERSECT CROSSTOWN XWAY/FALKENBURG ROAD	144	144	0	0	0	0	0	0	0	0	0 COMPLETED FY 03
69339	INTERSECT KINGS AV/CHIPPENHAM BLVD	25	25	0	0	0	0	0	0	0	0	0 COMPLETED FY 03
69338	INTERSECT ZAMBITO RD REALIGN/SIGNAL	826	826	0	0	0	0	0	0	0	0	0 COMPLETED FY 03
69313	INTERSECTION CASEY & GUNN (CIT)	282	282	0	0	0	0	0	0	0	0	0 COMPLETED FY 03
69312	INTERSECTION GRADY AV/WATERS AV	52	52	0	0	0	0	0	0	0	0	0 COMPLETED FY 03
69309	INTERSECTION GUNN HWY/KEYSTONE PARK ENTR	129	129	0	0	0	0	0	0	0	0	0 COMPLETED FY 03
69311	INTERSECTION HABANA AV/WATERS AV	4	4	0	0	0	0	0	0	0	0	0 COMPLETED FY 03
63128	INTERSECTION LITHIA-PINECREST/BRYAN RD	1,854	1,854	0	0	0	0	0	0	0	0	0 COMPLETED FY 03
69310	INTERSECTION LOIS AV/WATERS AV	23	23	0	0	0	0	0	0	0	0	0 COMPLETED FY 03
69307	INTERSECTION MASTER PLAN	150	150	0	0	0	0	0	0	0	0	0 COMPLETED FY 03
69452	INTERSECTION PROGRAM PRIORITIZATION	34	34	0	0	0	0	0	0	0	0	0 COMPLETED FY 03
69308	INTERSECTION TURKEY CRK RD/WALDEN LK SCH	10	10	0	0	0	0	0	0	0	0	0 COMPLETED FY 03
69101	PROVIDENCE & PROVIDENCE LAKES TURN LANE	43	43	0	0	0	0	0	0	0	0	0 COMPLETED FY 97
69449	PROVIDENCE RD Ph I (PROVIDENCE RIDGE TO LUMSDEN	0	0	0	0	0	0	0	0	0	0	0 COMPLETED FY 00 FUNDING MOVED
69450	PROVIDENCE RD Ph II (LUMSDEN TO FEEDER RD)	0	0	0	0	0	0	0	0	0	0	0 COMPLETED FY 00 FUNDING MOVED
69451	PROVIDENCE RD Ph III (BLMGDLE-PROV RDG)	3,276	3,276	0	0	0	0	0	0	0	0	0 COMPLETED FY 03
6103N	PROVIDENCE ROAD CORRIDOR (N OF LUMSDEN)	77	77	0	0	0	0	0	0	0	0	0 COMPLETED FY 00
69102	PROVIDENCE ROAD WIDENING	5,937	5,937	0	0	0	0	0	0	0	0	0 COMPLETED FY 00
69102A	PROVIDENCE ROAD WIDENING	497	497	0	0	0	0	0	0	0	0	0 COMPLETED FY 00
69003	PUBLIC WORKS SPRAY EQUIPMENT	187	187	0	0	0	0	0	0	0	0	0 COMPLETED FY 01
69036	ROAD RESURFACING PROG CIT FUNDS FY99	2,450	2,450	0	0	0	0	0	0	0	0	0 COMPLETED FY 03
61940	ROAD RESURFACING PROG GAS TAX FUNDS FY98	3,394	3,394	0	0	0	0	0	0	0	0	0 COMPLETED FY 03
69037	ROAD RESURFACING PROGRAM FY00	2,444	2,444	0	0	0	0	0	0	0	0	0 COMPLETED FY 03
69038	ROAD RESURFACING PROGRAM FY01	2,498	2,498	0	0	0	0	0	0	0	0	0 COMPLETED FY 03
69039	ROAD RESURFACING PROGRAM FY02	3,914	3,914	0	0	0	0	0	0	0	0	0 COMPLETED FY 03
69400	SDWK 15 ST FLETCH/143AV	44	44	0	0	0	0	0	0	0	0	0 COMPLETED FY 03
69430	SDWK 78TH ST PROG VILL BLV/36TH AV	153	153	0	0	0	0	0	0	0	0	0 COMPLETED FY 03
69413	SDWK BALM RIVERVIEW RD BIGBD/ELNORA	129	129	0	0	0	0	0	0	0	0	0 COMPLETED FY 03
69414	SDWK BALM RIVERVIEW RD ELNOR/RHODINE	65	65	0	0	0	0	0	0	0	0	0 COMPLETED FY 03

**COMMUNITY INVESTMENT TAX - PHASE I
PROJECTS SUMMARY SCHEDULE
(in thousands)**

PROJECT NUMBER	PROJECT TITLE	TOTAL EST COST	TOTAL PRIOR YRS	FY 08	FY 09	FY 10	FY 11	FY 12	FY 13	TOTAL FY 08-FY 13	FUTURE	COMMENTS
69412	SDWK BALM RIVERVIEW RD MCMULL/TUCKER	122	122	0	0	0	0	0	0	0	0	0 COMPLETED FY 03
69409	SDWK BALM RIVERVIEW RD RHODINE/MCMULLEN	58	58	0	0	0	0	0	0	0	0	0 COMPLETED FY 03
69411	SDWK BALM RIVERVIEW RD TUCKER/BOYETTE	36	36	0	0	0	0	0	0	0	0	0 COMPLETED FY 03
69402	SDWK CHERRY CK L MAG/EXIST	13	13	0	0	0	0	0	0	0	0	0 COMPLETED FY 03
69440	SDWK DOWNING ST(B)(N)BRDG 104414/FORBES	10	10	0	0	0	0	0	0	0	0	0 COMPLETED FY 03
69441	SDWK DOWNING(A)(N)SYDNEY DOV/BRDG 104414	10	10	0	0	0	0	0	0	0	0	0 COMPLETED FY 03
69406	SDWK FLAMINGO FRWY/CACAO	49	49	0	0	0	0	0	0	0	0	0 COMPLETED FY 03
69417	SDWK FRONT ST EXISTNG/SEFFNER/VALRICO	147	147	0	0	0	0	0	0	0	0	0 COMPLETED FY 03
69444	SDWK KNGSWY RD MLK/TENN	33	33	0	0	0	0	0	0	0	0	0 COMPLETED FY 03
64019	SDWK KNIGHT GRIF/ PLATT RD-CORK RD	1	1	0	0	0	0	0	0	0	0	0 COMPLETED FY 03
69410	SDWK LITH PNCRST-REGAL RDGE/LITH SPR ELM	151	151	0	0	0	0	0	0	0	0	0 COMPLETED FY 03
69401	SDWK LITH-PINE SCH/RIV	47	47	0	0	0	0	0	0	0	0	0 COMPLETED FY 03
69407	SDWK MANHATTAN SRTRS/BRD	34	34	0	0	0	0	0	0	0	0	0 COMPLETED FY 03
69405	SDWK PALM RIVER RD 78TH STREET/LIBRARY	22	22	0	0	0	0	0	0	0	0	0 COMPLETED FY 03
69403	SDWK PARIS ST GEO/S CMFRT	51	51	0	0	0	0	0	0	0	0	0 COMPLETED FY 03
69443	SDWK PARSONS AVE (OLD HILLSBOROUGH/MLK)	30	30	0	0	0	0	0	0	0	0	0 COMPLETED FY 03
69427	SDWK PARSONS SR60/LUMSDEN	5	5	0	0	0	0	0	0	0	0	0 COMPLETED FY 03
69437	SDWK SPARKMAN RD(B)(N)BRDG 104446-CLMENS	33	33	0	0	0	0	0	0	0	0	0 COMPLETED FY 03
69438	SDWK SPARKMAN(A)(N)JAP TUCKER/BRDG104446	10	10	0	0	0	0	0	0	0	0	0 COMPLETED FY 03
69439	SDWK SPARKMAN(C)(S)CLEMENS/NESMITH	109	109	0	0	0	0	0	0	0	0	0 COMPLETED FY 03
69429	SDWK VALRICO (INNERGARY PL/S. DURANT)	104	104	0	0	0	0	0	0	0	0	0 COMPLETED FY 03
69404	SDWK VALRICO LK SEF/SCH	40	40	0	0	0	0	0	0	0	0	0 COMPLETED FY 03
69432	SDWK VAN DYKE(N) WHIRLEY RD/D-MABRY	176	176	0	0	0	0	0	0	0	0	0 COMPLETED FY 03
69445	SDWK WOODLEIGH AV XTG/12705	26	26	0	0	0	0	0	0	0	0	0 COMPLETED FY 03
69416	SIDEWALK KINGSWAY RD MLK/WHEELER	41	41	0	0	0	0	0	0	0	0	0 COMPLETED FY 03
64967	SIDEWALK LAKE ELLEN BELLMORE/ARMENIA	82	82	0	0	0	0	0	0	0	0	0 COMPLETED FY 03
69420	SIDEWALK LITHI-PINECREST BLOOM/REGAL RDG	83	83	0	0	0	0	0	0	0	0	0 COMPLETED FY 03
69434	SIDEWALK LOWELL RD FOUR OAKS/CASEY	83	83	0	0	0	0	0	0	0	0	0 COMPLETED FY 03
69408	SIDEWALK PROGRAM P D & E 97-02	205	205	0	0	0	0	0	0	0	0	0 COMPLETED FY 03
69426	SIDEWALK VALRICO RD SR 60/CROSBY	69	69	0	0	0	0	0	0	0	0	0 COMPLETED FY 03
69436	SIDEWALK WAYNE SIMMS/GUNN	66	66	0	0	0	0	0	0	0	0	0 COMPLETED FY 03
69418	SIDEWALK WHEELER ROAD PARSONS /KINGSWAY	44	44	0	0	0	0	0	0	0	0	0 COMPLETED FY 03
69419	SIDEWALK WINDHORST TAYLOR/KINGSWAY	62	62	0	0	0	0	0	0	0	0	0 COMPLETED FY 03
69334	SIGNAL CROSSTOWN XWAY/FALKENBURG ROAD	216	216	0	0	0	0	0	0	0	0	0
69100	STUDIES; TRANSPORTATION FOR GREATER BRANDON	8	8	0	0	0	0	0	0	0	0	0 COMPLETED FY 98
63907	TURN LANES WALKER MID SCH/N MOBLEY RD	41	41	0	0	0	0	0	0	0	0	0
69302	WILLIAMS RD @ OLD SAWMILL RD INTERSECT'N	53	53	0	0	0	0	0	0	0	0	0 COMPLETED FY 03

**COMMUNITY INVESTMENT TAX - PHASE I
PROJECTS SUMMARY SCHEDULE
(in thousands)**

PROJECT NUMBER	PROJECT TITLE	TOTAL EST COST	TOTAL PRIOR YRS	FY 08	FY 09	FY 10	FY 11	FY 12	FY 13	TOTAL FY 08-FY 13	FUTURE	COMMENTS
N/A	HARTLINE TRANSIT VEHICLES PROGR.	3,314	3,314	0	0	0	0	0	0	0	0	COMPLETED FY 98
	TOTAL	\$52,040	\$52,040	\$0	\$0	\$0	\$0	\$0	\$0	\$0	\$0	
<u>PARKS</u>												
89081	ALDERMAN'S FORD PARK	\$100	\$100	\$0	\$0	\$0	\$0	\$0	\$0	\$0	\$0	COMPLETED FY02
89094	BALM PARK	40	40	0	0	0	0	0	0	0	0	COMPLETED FY02
89104	CITRUS PARK LITTLE LEAGUE	97	97	0	0	0	0	0	0	0	0	COMPLETED FY 99
89086	E.G. SIMMONS	99	99	0	0	0	0	0	0	0	0	COMPLETED FY02
89082	EUREKA SPRINGS PARK	80	80	0	0	0	0	0	0	0	0	COMPLETED FY02
89319	FALLEN HEROES PARK	2,000	2,000	0	0	0	0	0	0	0	0	
C89107	FISH HAWK SPORTS COMPLEX	4,097	4,097	0	0	0	0	0	0	0	0	
89100	KEYSTONE PARK	190	190	0	0	0	0	0	0	0	0	COMPLETED FY02
89080	LAKE PARK	400	400	0	0	0	0	0	0	0	0	COMPLETED FY03
89083	LETTUCE LAKE PARK	100	100	0	0	0	0	0	0	0	0	COMPLETED FY02
89091	LIMONA PARK	50	50	0	0	0	0	0	0	0	0	COMPLETED FY02
89084	LITHIA SPRINGS	96	96	0	0	0	0	0	0	0	0	COMPLETED FY02
89108	LIVE OAK SPORTS COMPLEX	4,097	4,097	0	0	0	0	0	0	0	0	COMPLETED FY06
89095	LOGAN GATE	48	48	0	0	0	0	0	0	0	0	COMPLETED FY02
89105	LUTZ LITTLE LEAGUE	91	91	0	0	0	0	0	0	0	0	COMPLETED FY 98
89085	MEDARD	30	30	0	0	0	0	0	0	0	0	COMPLETED FY02
89099	NORTHDALE PARK	501	501	0	0	0	0	0	0	0	0	COMPLETED FY 00
89103	NORTHSIDE LITTLE LEAGUE	99	99	0	0	0	0	0	0	0	0	COMPLETED FY 98
89101	NYE PARK	100	100	0	0	0	0	0	0	0	0	COMPLETED FY01
89098	OLD FORT KING TRAIL	3,385	3,385	0	0	0	0	0	0	0	0	COMPLETED FY05
89089	ORANGE GROVE	70	70	0	0	0	0	0	0	0	0	COMPLETED FY 99
89308	PLANT CITY SPORTS COMPLEX - LAND ACQ.	575	575	0	0	0	0	0	0	0	0	COMPLETED FY02
89106	REHABILITATE LIGHTING AT VARIOUS PARKS	200	200	0	0	0	0	0	0	0	0	COMPLETED FY01
89093	RUSKIN COMMON GOOD	50	50	0	0	0	0	0	0	0	0	COMPLETED FY02
89102	SOUTH MOBLEY PARK (PHASE II)	1,980	1,980	0	0	0	0	0	0	0	0	COMPLETED FY02
89092	THATCHER PARK	28	28	0	0	0	0	0	0	0	0	COMPLETED FY02
89097	TOWN N' COUNTRY LINEAR PARK EXTENSION	862	862	0	0	0	0	0	0	0	0	COMPLETED FY04
89088	UPPER TAMPA BAY PARK	85	85	0	0	0	0	0	0	0	0	COMPLETED FY 00
89096	UPPER TAMPA-BAY TRAIL-PHASE II	4,620	4,620	0	0	0	0	0	0	0	0	COMPLETED FY 04
89002	UPPER TAMPA-BAY TRAIL-PHASE IV	950	449	501	0	0	0	0	0	501	0	
89090	WILDCAT CREEK	9	9	0	0	0	0	0	0	0	0	COMPLETED FY02

**COMMUNITY INVESTMENT TAX - PHASE I
PROJECTS SUMMARY SCHEDULE
(in thousands)**

PROJECT NUMBER	PROJECT TITLE	TOTAL EST COST	TOTAL PRIOR YRS	FY 08	FY 09	FY 10	FY 11	FY 12	FY 13	TOTAL FY 08-FY 13	FUTURE	COMMENTS
89087	WILDERNESS PARK	47	47	0	0	0	0	0	0	0	0	COMPLETED FY01
81999	UNALLOCATED FUNDS	4	4	0	0	0	0	0	0	0	0	
TOTAL		\$25,180	\$24,679	\$501	\$0	\$0	\$0	\$0	\$0	\$501	\$0	
UTILITIES												
39152	APOLLO BEACH BOULEVARD WATER MAIN	\$389	\$389	\$0	\$0	\$0	\$0	\$0	\$0	\$0	\$0	COMPLETED FY02
39155	APRIL LANE WATER MAIN	35	35	0	0	0	0	0	0	0	0	COMPLETED FY03
19115	ASR FACILITY S/C RW SYSTEM (TECO BB TEST WELL)	14	14	0	0	0	0	0	0	0	0	COMPLETED FY06
19115A	ASR FACILITY S/C RW SYSTEM (TECO BB TEST WELL)	500	500	0	0	0	0	0	0	0	0	COMPLETED FY06
39145	BELL SHOALS WM EXTENSION	94	94	0	0	0	0	0	0	0	0	COMPLETED FY 01
19112	BROADWAY RW TM (AUTONATIONS)	4	4	0	0	0	0	0	0	0	0	COMPLETED FY 99
39138	BYERS DRIVE WATER MAIN	0	0	0	0	0	0	0	0	0	0	CANCELLED
19718	CAIN ROAD RWTM	0	0	0	0	0	0	0	0	0	0	CANCELLED
19118	CAMELOT WOODS DRY-LINE SUBDIVISION CONNECTION	276	276	0	0	0	0	0	0	0	0	COMPLETED FY 01
39137	CARROLLWOOD SPRING BLVD WM INTERCONNECT	25	25	0	0	0	0	0	0	0	0	COMPLETED FY 99
19128	CARROLLWOOD SPRINGS RWTM	239	239	0	0	0	0	0	0	0	0	COMPLETED FY00
19127	CASEY ROAD RWTM	258	258	0	0	0	0	0	0	0	0	COMPLETED FY 00
19126	COUNTYWIDE WASTEWATER RETROFIT EXPANSION	2	2	0	0	0	0	0	0	0	0	CANCELLED
19125	COUNTYWIDE WW PUMP STATION'S TELEMETRY SYSTE	115	115	0	0	0	0	0	0	0	0	
39126	CR 579 WATER MAIN INTERCONNECTS	217	217	0	0	0	0	0	0	0	0	COMPLETED FY 99
19014	DALE MABRY	78	78	0	0	0	0	0	0	0	0	COMPLETED FY 04
39139	EHRlich RD WATER MAIN INTERCONNECTS - B1	40	40	0	0	0	0	0	0	0	0	COMPLETED FY 99
19119	EMERALD CREEK DRY-LINE SUBDIVISION CONNECTION	159	159	0	0	0	0	0	0	0	0	COMPLETED FY 01
39158	FUTURE ACQUISITION OF WATER/WASTEWATER UTILITY	6,701	6,701	0	0	0	0	0	0	0	0	
19641	GUNN HWY/VAN DYKE ROAD RWTM	18	18	0	0	0	0	0	0	0	0	COMPLETEDFY00
19641A	GUNN HWY/VAN DYKE ROAD RWTM	701	701	0	0	0	0	0	0	0	0	COMPLETEDFY00
19116	HAMMOCK WOODS UNIT II DRY-LINE SUBDIVISION CONN	0	0	0	0	0	0	0	0	0	0	CANCELLED
19113	HC SCHOOLS RW TM EXTENSIONS	209	209	0	0	0	0	0	0	0	0	COMPLETED FY 00
19121	HERITAGE CREST DRY-LINE SUBDIVISION CONNECTION	18	18	0	0	0	0	0	0	0	0	COMPLETED FY 00
39156	HERSHEL HEIGHTS WATER FRANCHISE ACQUISITION	300	300	0	0	0	0	0	0	0	0	COMPLETED FY03
19120	HOLLINGTON OAKS DRY-LINE SUBDIVISION CONNECTIO	2	2	0	0	0	0	0	0	0	0	COMPLETED FY98
19717	HUTCHINSON ROAD RWTM	0	0	0	0	0	0	0	0	0	0	CANCELLED
39129	LOWELL STREET WATER MAIN INTERCONNECT	0	0	0	0	0	0	0	0	0	0	CANCELLED
19123	MILLER RD WASTEWATER BOOSTER PUMP STATION	113	113	0	0	0	0	0	0	0	0	COMPLETED FY 04
39147	MULRENNAN ROAD WATER MAIN INTERCONNECTS	182	182	0	0	0	0	0	0	0	0	COMPLETED FY 01
39114	NEW FIRE HYDRANTS (APPROXIMATELY 50)	124	124	0	0	0	0	0	0	0	0	COMPLETED FY 00
39127	NEW HOPE WATER MAINS	274	274	0	0	0	0	0	0	0	0	COMPLETED FY 00
19109	NORTHDALE RWTM	0	0	0	0	0	0	0	0	0	0	CANCELLED
19013	NORTHLAKES RW PS IMPROVEMENTS	0	0	0	0	0	0	0	0	0	0	COMPLETED FY 06

**COMMUNITY INVESTMENT TAX - PHASE I
PROJECTS SUMMARY SCHEDULE
(in thousands)**

PROJECT NUMBER	PROJECT TITLE	TOTAL EST COST	TOTAL PRIOR YRS	FY 08	FY 09	FY 10	FY 11	FY 12	FY 13	TOTAL FY 08-FY 13	FUTURE	COMMENTS
10730	NORTHWEST AQUIFER	0	0	0	0	0	0	0	0	0	0	CANCELLED
19715	NORTHWEST ASR Ph II	43	43	0	0	0	0	0	0	0	0	CANCELLED
19600	NORTHWEST ASR Ph I-TEST WELL	369	369	0	0	0	0	0	0	0	0	COMPLETED FY 00
19600A	NORTHWEST ASR Ph I-TEST WELL	360	360	0	0	0	0	0	0	0	0	COMPLETED FY 00
19111	NORTHWEST COUNTY RECLAIMED WATER	0	0	0	0	0	0	0	0	0	0	CANCELLED
19642	NORTHWEST RWRF TO SOUTH MOBLEY INTERCONNECT	626	626	0	0	0	0	0	0	0	0	COMPLETED FY 01
20203	OAK UTILITIES LINE / PUMP STATION	1,169	1,169	0	0	0	0	0	0	0	0	COMPLETED FY 99
29002	OAK VIEW ESTATES WATER/WASTE WATER	0	0	0	0	0	0	0	0	0	0	CANCELLED
39146	OLD MEMORIAL HIGHWAY WATER MAIN EXTENSIONS	160	160	0	0	0	0	0	0	0	0	COMPLETED FY99
19124	PINE STREET PARALLEL 6" FORCE MAIN	190	190	0	0	0	0	0	0	0	0	COMPLETED FY 01
39150	RACETRACK RD SOUTH MOBLEY RD POTABLE WM	833	833	0	0	0	0	0	0	0	0	COMPLETED FY02
19012	RAGG ROAD	1	1	0	0	0	0	0	0	0	0	COMPLETED FY05
39115	RETROFIT EXPANSIONS	0	0	0	0	0	0	0	0	0	0	CANCELLED
39128	ROSEMEADE LANE WATER MAIN INTERCONNECT	12	12	0	0	0	0	0	0	0	0	CANCELLED
39149	ROSIER, PAM AND KENMORE ST'S WM REPLACEMENTS	164	164	0	0	0	0	0	0	0	0	COMPLETED FY 01
19019	SEABOARD WASTEWATER FRANCHISE ACQUISITION	600	600	0	0	0	0	0	0	0	0	COMPLETED FY 05
39157	SEABOARD WATER FRANCHISE ACQUISITION	3,000	3,000	0	0	0	0	0	0	0	0	COMPLETED FY03
10717	SIMMONS RD RWTM	0	0	0	0	0	0	0	0	0	0	CANCELLED
19114	SOUTH COUNTY RW TM EXT. TO CARGIL (PH I)	2,536	2,536	0	0	0	0	0	0	0	0	COMPLETED FY05
19716	SOUTH MOBLEY RWTM TO GUNN HWY	35	35	0	0	0	0	0	0	0	0	CANCELLED FY 04
39148	ST CLOUD WATER MAIN INTERCONNECT AND EXTENSIO	148	148	0	0	0	0	0	0	0	0	COMPLETED FY 01
10622	SUN COAST CORRIDOR RWTM	19	19	0	0	0	0	0	0	0	0	COMPLETED FY 05
19117	VALRICO AWT RE-RATE 4.0 TO 5.0 MGD	1,573	1,573	0	0	0	0	0	0	0	0	COMPLETED FY02
39113	VALRICO HILLS FRANCHISE PURCHASE AND WATER CO	600	600	0	0	0	0	0	0	0	0	COMPLETED FY05
19122	VALRICO HILLS FRANCHISE PURCHASE AND WW CONN	1,450	1,450	0	0	0	0	0	0	0	0	COMPLETED FY07
39207	WIMAUMA WATER SYSTEM- PHASE I	964	964	0	0	0	0	0	0	0	0	COMPLETED FY 99
39208	WIMAUMA WATER SYSTEM-PHASE II	2,477	2,477	0	0	0	0	0	0	0	0	COMPLETED FY02
39112	WIMAUMA WATER SYSTEM-PHASE III	2,150	2,150	0	0	0	0	0	0	0	0	COMPLETED FY06
TOTAL		\$30,565	\$30,565	\$0	\$0	\$0	\$0	\$0	\$0	\$0	\$0	
LIBRARIES												
79122	BRANDON LIBRARY ADA RENOVATION	27	27	0	0	0	0	0	0	0	0	COMPLETED FY 98
79113	LUTZ LIBRARY ROOF REPL.	73	73	0	0	0	0	0	0	0	0	COMPLETED FY 98
79115	NORTH TAMPA LIBRARY A/C REPL.	12	12	0	0	0	0	0	0	0	0	COMPLETED FY 99
79123	PENINSULAR LIBRARY - ADA	0	0	0	0	0	0	0	0	0	0	PROJECT COMPLETED WITH GRANT FD
79118	RIVERVIEW LIBRARY CARPET REPL.	22	22	0	0	0	0	0	0	0	0	COMPLETED FY 99
79119	RUSKIN LIBRARY CARPET REPL.	30	30	0	0	0	0	0	0	0	0	COMPLETED FY 99
79117	SEMINOLE LIBRARY ROOF REPL.	61	61	0	0	0	0	0	0	0	0	COMPLETED FY 00

**COMMUNITY INVESTMENT TAX - PHASE I
PROJECTS SUMMARY SCHEDULE
(in thousands)**

PROJECT NUMBER	PROJECT TITLE	TOTAL EST COST	TOTAL PRIOR YRS	FY 08	FY 09	FY 10	FY 11	FY 12	FY 13	TOTAL FY 08-FY 13	FUTURE	COMMENTS
79124	SOUTH REGIONAL LIBRARY	450	450	0	0	0	0	0	0	0	0	0 COMPLETED FY 06
79121	THONOTOSASSA LIBRARY - ADA	20	20	0	0	0	0	0	0	0	0	0 COMPLETED FY 98
79114	WESTGATE LIBRARY ROOF REPL.	135	135	0	0	0	0	0	0	0	0	0 COMPLETED FY 99
79120	WEST TAMPA LIBRARY RENOV.	604	604	0	0	0	0	0	0	0	0	0 COMPLETED FY 03
79112	WEST TAMPA LIBRARY REHAB.	0	0	0	0	0	0	0	0	0	0	0 CONSOLIDATED UNDER #79120
79116	YBOR LIBRARY IMPROVEMENTS	109	109	0	0	0	0	0	0	0	0	0 COMPLETED FY 00
70999	UNALLOCATED FUNDS LIBRARIES	64	64	0	0	0	0	0	0	0	0	0
TOTAL		\$1,607	\$1,607	\$0	\$0	\$0	\$0	\$0	\$0	\$0	\$0	\$0
STORMWATER												
49292	127TH & MARJORY AVE OUTFALL	\$91	\$91	\$0	\$0	\$0	\$0	\$0	\$0	\$0	\$0	\$0 FUNDING SOURCE MOVED
49235	130TH AVE & 131ST AVE STORMSEWERS	53	53	0	0	0	0	0	0	0	0	0 COMPLETED FY 97
49234	145TH AVE. OUTFALL & GARLAND CT DRAINAGE	360	360	0	0	0	0	0	0	0	0	0 CANCELLED
49290	15TH ST & 127TH AVE OUTFALL	347	347	0	0	0	0	0	0	0	0	0 COMPLETED FY 00
49275	1ST ST SW & 18TH AVE SW DRAINAGE	228	228	0	0	0	0	0	0	0	0	0 COMPLETED FY 01
49291	56TH ST & PALM RIVER RD DRAINAGE	190	190	0	0	0	0	0	0	0	0	0 CANCELLED
49259	78TH ST & PALM RIVER RD. CULVERTS	27	27	0	0	0	0	0	0	0	0	0 COMPLETED FY 03
49272	ALLEGHENY DR CULVERTS	134	134	0	0	0	0	0	0	0	0	0 COMPLETED FY 00
49245	APOLLO BEACH RD DRAINAGE SYSTEM	11	11	0	0	0	0	0	0	0	0	0 COMPLETED FY 97
49200	APOLLO BEACH RD DRAINAGE-FLAMINGO RD	41	41	0	0	0	0	0	0	0	0	0 COMPLETED FY 01
49283	ARCHIE CREEK	833	833	0	0	0	0	0	0	0	0	0 COMPLETED FY 02
49284	BEARSS/DUCK POND STORMWATER COLLECTOR	0	0	0	0	0	0	0	0	0	0	0 COMPLETED FY 99
49269	BEL AIR AVE CULVERTS	164	164	0	0	0	0	0	0	0	0	0 COMPLETED FY 98
49267	BENTWOOD DR LAKE STRUCTURE	194	194	0	0	0	0	0	0	0	0	0 CANCELLED
49248	BLOOMINGDALE SECTION F UNDERDRAIN	226	226	0	0	0	0	0	0	0	0	0 CANCELLED
49257	BRAVES CT & TOMAHAWK TRIAL UNDERDRAIN	89	89	0	0	0	0	0	0	0	0	0 COMPLETED FY 01
49251	BROADWAY (CR 574) & WILLIAMS CULVERTS	62	62	0	0	0	0	0	0	0	0	0 COMPLETED FY 02
49251A	BROADWAY (CR 574) & WILLIAMS CULVERTS	52	52	0	0	0	0	0	0	0	0	0 COMPLETED FY 02
49270	BUNKER HILL CULVERTS	98	98	0	0	0	0	0	0	0	0	0 COMPLETED FY 03
49265	CALOOSA BLVD LAKE CONTROL STRUCTURES	149	149	0	0	0	0	0	0	0	0	0 CANCELLED
49246	CAMBRON RD UNDERDRAIN	67	67	0	0	0	0	0	0	0	0	0 COMPLETED FY 00
49262	CHELSEA ST DRAINAGE SYSTEM	73	73	0	0	0	0	0	0	0	0	0 CANCELLED
49287	CLAIR MEL CITY UNDERDRAIN	61	61	0	0	0	0	0	0	0	0	0 COMPLETED FY 98
49268	CLOISTER DR. CULVERTS	119	119	0	0	0	0	0	0	0	0	0 COMPLETED FY 01
49226	DEBUEL RD STORMSEWERS	4	4	0	0	0	0	0	0	0	0	0 COMPLETED FY 03
49230	DEERWOOD CR (WOODLANDS) UNDERDRAIN	78	78	0	0	0	0	0	0	0	0	0 COMPLETED FY 00
49285	DELANEY CREEK	67	67	0	0	0	0	0	0	0	0	0 COMPLETED FY 01
49274	DOMINO DR (FAIRMONT MHP) STORMSEWERS	288	288	0	0	0	0	0	0	0	0	0 COMPLETED FY 01
49277	DONNEYMOORE DR DRAINAGE SYSTEM	4	4	0	0	0	0	0	0	0	0	0 COMPLETED FY 01

**COMMUNITY INVESTMENT TAX - PHASE I
PROJECTS SUMMARY SCHEDULE
(in thousands)**

PROJECT NUMBER	PROJECT TITLE	TOTAL EST COST	TOTAL PRIOR YRS	FY 08	FY 09	FY 10	FY 11	FY 12	FY 13	TOTAL FY 08-FY 13	FUTURE	COMMENTS
49279	EAST LAKE BASIN	1	1	0	0	0	0	0	0	0	0	0 COMPLETED FY 00
49273	FORDHAM DR CULVERTS	0	0	0	0	0	0	0	0	0	0	0 CANCELLED
49288	GIBSONTON ON THE BAY DRAINAGE IMPROVEMENTS	110	110	0	0	0	0	0	0	0	0	0 CANCELLED
49288A	GIBSONTON ON THE BAY DRAINAGE IMPROVEMENTS	340	340	0	0	0	0	0	0	0	0	0 CANCELLED
49239	GUNLOCK AVE STORMSEWER	193	193	0	0	0	0	0	0	0	0	0 COMPLETED FY 01
49232	HAYNES RD (EAST OF MOHR) DRAINAGE	6	6	0	0	0	0	0	0	0	0	0 COMPLETED FY 03
49240	HIMES AVE & KIRBY ST DRAINAGE	117	117	0	0	0	0	0	0	0	0	0 COMPLETED FY 01
49240A	HIMES AVE & KIRBY ST DRAINAGE	116	116	0	0	0	0	0	0	0	0	0 COMPLETED FY 01
49258	JERSEY AVE & ALPINE DR DRAINAGE	99	99	0	0	0	0	0	0	0	0	0 COMPLETED FY 01
49276	LAKE HILLS DR CULVERTS & OUTFALL	165	165	0	0	0	0	0	0	0	0	0 COMPLETED FY 97
49289	LANGSTON & 12TH AVE OUTFALL	254	254	0	0	0	0	0	0	0	0	0 COMPLETED FY 99
49249	LEONARD DRIVE CULVERTS	42	42	0	0	0	0	0	0	0	0	0 CANCELLED
49249A	LEONARD DRIVE CULVERTS	32	32	0	0	0	0	0	0	0	0	0 CANCELLED
49294	LUTZ-LAKE FERN ROAD DRAINAGE	99	99	0	0	0	0	0	0	0	0	0 COMPLETED FY 98
49233	MAY ST OUTFALL	53	53	0	0	0	0	0	0	0	0	0 COMPLETED FY 99
49255	MCINTOSH CR & WESTMORE DRAINAGE	69	69	0	0	0	0	0	0	0	0	0 COMPLETED FY 99
49237	MEMORIAL HWY (W. OF GEORGE) UNDERDRAIN	9	9	0	0	0	0	0	0	0	0	0 COMPLETED FY 99
49293	MORRIS BRIDGE RD (VERGES) DRAINAGE	65	65	0	0	0	0	0	0	0	0	0 COMPLETED FY 01
49271	N. PEBBLE BEACH LAKE CONTROL STRUCTURES	174	174	0	0	0	0	0	0	0	0	0 COMPLETED FY 97
49236	OAKVISTA UNDERDRAIN	44	44	0	0	0	0	0	0	0	0	0 COMPLETED FY 99
49241	OCCIDENT ST CULVERTS	222	222	0	0	0	0	0	0	0	0	0 COMPLETED FY 03
49260	ORIENT RD DRAINAGE	5	5	0	0	0	0	0	0	0	0	0 COMPLETED FY 99
49244	PALM RIVER/LIMETREE RD DRAINAGE	0	0	0	0	0	0	0	0	0	0	0 COMPLETED FY 01
49243	PARK DRIVE OUTFALL	122	122	0	0	0	0	0	0	0	0	0 COMPLETED FY 01
49242	PAT ACRES SUBDIVISION DRAINAGE	0	0	0	0	0	0	0	0	0	0	0 CANCELLED
49264	PEBBLE BEACH BLVD LAKE CONTROL STRUCTURES	108	108	0	0	0	0	0	0	0	0	0 COMPLETED FY 01
49282	PEMBERTON CREEK	204	204	0	0	0	0	0	0	0	0	0 COMPLETED FY 02
49253	RIDEIN RD RIDEOUT RD CULVERTS	0	0	0	0	0	0	0	0	0	0	0 COMPLETED FY 03
49278	ROCKY/BRUSHY CREEK BASIN	138	138	0	0	0	0	0	0	0	0	0 CANCELLED
47246	SHADOW RUN IMPROVEMENTS	0	0	0	0	0	0	0	0	0	0	0 COMPLETED FY 03
49296	SMI LOWER SWEETWATER CRK-ROCKY CRK	639	639	0	0	0	0	0	0	0	0	0 CANCELLED
41042	SMI SWEETWATER CREEK	0	0	0	0	0	0	0	0	0	0	0 COMPLETED FY 98
49280	SMI SWEETWATER CREEK-HANLEY RD	107	107	0	0	0	0	0	0	0	0	0 COMPLETED FY 00
49286	STORMWATER PUMPING STATIONS	129	129	0	0	0	0	0	0	0	0	0 COMPLETED FY 03
49263	SUMMITVIEW DR DRAINAGE SYSTEM	53	53	0	0	0	0	0	0	0	0	0 COMPLETED FY 00
47269	SUN CITY AREA PHASE III	0	0	0	0	0	0	0	0	0	0	0 COMPLETED FY 03
49295	SUN LAKE SUBDIVISION UNDERDRAIN	0	0	0	0	0	0	0	0	0	0	0 COMPLETED FY 03
49261	SUNNYHILL DRAINAGE	0	0	0	0	0	0	0	0	0	0	0 COMPLETED FY 99

**COMMUNITY INVESTMENT TAX - PHASE I
PROJECTS SUMMARY SCHEDULE
(in thousands)**

PROJECT NUMBER	PROJECT TITLE	TOTAL EST COST	TOTAL PRIOR YRS	FY 08	FY 09	FY 10	FY 11	FY 12	FY 13	TOTAL FY 08-FY 13	FUTURE	COMMENTS
49254	TIDEWATER TRAIL CULVERTS	0	0	0	0	0	0	0	0	0	0	0 COMPLETED FY 03
47288	USF AREA PHASE I IMPROVEMENTS	0	0	0	0	0	0	0	0	0	0	0 COMPLETED FY 02
47289	USF AREA PHASE II SW IMPROVEMENTS	0	0	0	0	0	0	0	0	0	0	0 COMPLETED FY 03
49266	VALLEY FORGE CULVERTS	267	267	0	0	0	0	0	0	0	0	0 COMPLETED FY 02
49238	WEST KNOX ST UNDERDRAIN	0	0	0	0	0	0	0	0	0	0	0 COMPLETED FY 98
49231	WILDER & SAM ALLEN DRAINAGE	14	14	0	0	0	0	0	0	0	0	0 COMPLETED FY 99
49228	WILLIAMS RD & CIRCLE S DRAINAGE	65	65	0	0	0	0	0	0	0	0	0 COMPLETED FY 99
49229	WILLIAMS RD (N OF I-4) CULVERTS	0	0	0	0	0	0	0	0	0	0	0 CANCELLED
47303	WILLIAMS RD LYNN TO LINEBAUGH	0	0	0	0	0	0	0	0	0	0	0 COMPLETED FY 01
49247	WINDEMERE & REINDEER RD DRAINAGE	270	270	0	0	0	0	0	0	0	0	0 CANCELLED
49256	WINDHORST & WINDSOR CT DRAINAGE	156	156	0	0	0	0	0	0	0	0	0 FUNDING SOURCE MOVED
49250	WINSTON PARK STORM SEWERS	864	864	0	0	0	0	0	0	0	0	0 FUNDING SOURCE MOVED
49252	WISHING WELL, PH I & II CULVERTS	57	57	0	0	0	0	0	0	0	0	0 FUNDING SOURCE MOVED
49227	YULE LN AND TUPELO CULVERTS	20	20	0	0	0	0	0	0	0	0	0 FUNDING SOURCE MOVED
	TOTAL	\$9,537	\$9,537	\$0	\$0	\$0	\$0	\$0	\$0	\$0	\$0	
	TOTAL PLANNED EXPENDITURES	\$194,454	\$191,658	\$1,101	\$115	\$1,570	\$10	\$0	\$0	\$2,796	\$0	
	REIMBURSEMENTS	48	48	0	0	0	0	0	0	0	0	0
	RESERVE COURT FACILITIES 99 BONDS	1,565	1,565	0	0	0	0	0	0	0	0	0
	RESERVE & ALLOWANCES	6,783	7,329	149	885	-1,570	-10	0	0	-546	0	0
	TOTAL INITIAL 73 MONTH COMMUNITY INVESTMENT TAX	\$202,849	\$200,599	\$1,250	\$1,000	\$0	\$0	\$0	\$0	\$2,250	\$0	

**COMMUNITY INVESTMENT TAX II
SOURCES AND USES SUMMARY
(in thousands)**

	ALL YEARS BUDGET FY 07(a)	FY 08	FY 09	FY 10	FY 11	FY 12	FY 13	TOTAL FY 08 - FY 13	TOTAL CIT II
SOURCES									
Transfers from Sales Tax Fund	\$148,762	\$14,124	\$0	\$0	\$0	\$0	\$0	\$14,124	\$162,886
Transfers from Sales Tax Fd for Debt Svc.	65,919	3,568	0	0	0	0	0	3,568	\$69,488
Total Transfers	214,681	17,692	0	0	0	0	0	17,692	232,373
Debt Proceeds	266,101	0	0	0	0	0	0	0	266,101
Total Including Debt Proceeds	480,782	17,692	0	0	0	0	0	17,692	498,475
Miscellaneous	6,676	792	692	0	0	0	0	1,484	\$8,160
Total Sources	\$487,458	\$18,485	\$692	\$0	\$0	\$0	\$0	\$19,177	\$506,635
USES									
Fire Services	\$10,746	\$1,750	\$0	\$0	\$0	\$0	\$0	\$1,750	12,496
Govt. Facilities	134,040	2,249	0	0	0	0	0	2,249	136,289
Library Facilities	9,434	0	0	712	0	0	0	712	10,146
Parks	28,650	0	550	0	0	0	0	550	29,200
Transportation	205,224	7,650	0	0	0	0	0	7,650	212,874
Utilities	8,700	500	0	0	0	0	0	500	9,200
Subtotal	396,794	12,149	550	712	0	0	0	13,411	410,206
Debt Service: (b)									
Short Term	22,529	0	0	0	0	0	0	0	22,529
Jail	16,972	1,164	0	0	0	0	0	1,164	18,136
Stormwater	13,223	1,138	0	0	0	0	0	1,138	14,361
Transportation	13,195	1,267	0	0	0	0	0	1,267	14,462
Reserves	24,745	2,767	142	(712)	0	0	0	2,197	26,942
Total Uses	\$487,458	\$18,485	\$692	\$0	\$0	\$0	\$0	\$19,177	\$506,635

(a) As of 06/30/07

(b) FY 08 reflects 4 months of debt service only.

**COMMUNITY INVESTMENT TAX - PHASE II
PROJECTS SUMMARY SCHEDULE**
(in thousands)

PROJECT NUMBER	PROJECT TITLE	PROJECT COST	TOTAL PRIOR YRS	FY 08	FY 09	FY 10	FY 11	FY 12	FY 13	TOTAL FY 08 - FY 13	FUTURE	COMMENTS
GOVERNMENT FACILITIES PROGRAM												
C79021	ANIMAL SVCS. ADOPT., ADMIN & OPS. IMPR.	\$2,167	2,167	\$0	\$0	\$0	\$0	\$0	\$0	\$0	\$0	
C70900	ANIMAL SERVICES INV. KENNEL EXERCISE YARD	1,600	138	1,462	0	0	0	0	0	1,462	0	
C79135	BRANDON - REGIONAL SERVICE CENTER	5,480	5,480	0	0	0	0	0	0	0	0	
C79057	CONTINUITY OF COUNTY GOVT. PHASE II	293	293	0	0	0	0	0	0	0	0	
C79134	COOPERATIVE EXT SVC AUDITORIUM	725	725	0	0	0	0	0	0	0	0	COMPLETED FY 06
C70121	COURT COMPLEX	22,717	22,717	0	0	0	0	0	0	0	0	
C70058	FALKENBURG RD. JAIL EXPANSION PH VI	46,483	46,483	0	0	0	0	0	0	0	0	
C79130	LOWRY PARK ZOO	3,760	3,760	0	0	0	0	0	0	0	0	COMPLETED FY 05
C79026	MAIN COURTHOUSE PH2	656	656	0	0	0	0	0	0	0	0	
C89315	MOSI EXPANSION CHILDREN'S SCIENCE CNTR	9,226	9,226	0	0	0	0	0	0	0	0	COMPLETED FY 05
C92206	NEW MEDICAL EXAMINER FACILITY	13,137	12,800	337	0	0	0	0	0	337	0	
C79136	PLANT CTY REG SVC CTR/COURTHOUSE	4,200	4,200	0	0	0	0	0	0	0	0	
C70000	PUBLIC ART - VARIOUS	369	369	0	0	0	0	0	0	0	0	
C79139	RIVERVIEW TERRACE SENIOR CENTER	2,239	1,789	450	0	0	0	0	0	450	0	
C70002	SOUTH COUNTY SERVICE CENTER	4,200	4,200	0	0	0	0	0	0	0	0	COMPLETED FY 05
C79137	TAMPA BAY HISTORY CENTER	17,000	17,000	0	0	0	0	0	0	0	0	
C79131	TEMPLE TERRACE COMMUNITY CTR	500	500	0	0	0	0	0	0	0	0	COMPLETED FY 05
C79138	TOWN N' COUNTRY SENIOR CENTER	1,536	1,536	0	0	0	0	0	0	0	0	
TOTAL		136,289	134,040	2,249	0	0	0	0	0	2,249	0	
FIRE SERVICES PROGRAM												
C79140	COUNTRY PLACE FIRE STATION	2,896	2,746	150	0	0	0	0	0	150	0	
C91142	FIRE HYDRANT INSTALLATION	960	800	160	0	0	0	0	0	160	0	
C79020	FIRE RESCUE EQUIPMENT REPLACEMENTS	8,640	7,200	1,440	0	0	0	0	0	1,440	0	
TOTAL		12,496	10,746	1,750	0	0	0	0	0	1,750	0	
LIBRARY SERVICES PROGRAM												
C79128	LUTZ LIBRARY EXPANSION	576	576	0	0	0	0	0	0	0	0	COMPLETED FY 04
C79002	NORTH TAMPA LIBRARY BRANCH EXPANSION	801	89	0	0	712	0	0	0	712	0	
C79124	SOUTH COUNTY REGIONAL LIBRARY	7,893	7,893	0	0	0	0	0	0	0	0	COMPLETED FY 06
C79127	WESTGATE REGIONAL LIBRARY	876	876	0	0	0	0	0	0	0	0	
TOTAL		10,146	9,434	0	0	712	0	0	0	712	0	

COMMUNITY INVESTMENT TAX - PHASE II
PROJECTS SUMMARY SCHEDULE
(in thousands)

PROJECT NUMBER	PROJECT TITLE	PROJECT COST	TOTAL PRIOR YRS	FY 08	FY 09	FY 10	FY 11	FY 12	FY 13	TOTAL FY 08 - FY 13	FUTURE	COMMENTS
PARKS PROGRAM												
C89301	ALL PEOPLES CENTER MULTI-PURPOSE GYMNASIUM CONST.	4,950	4,950	0	0	0	0	0	0	0	0	COMPLETED FY07
C80198	BRANCHTON AREA PK ADDITN'L LAND ACQ	1,503	1,503	0	0	0	0	0	0	0	0	COMPLETED FY06
C89302	CARROLLWOOD VILLAGE COMMUNITY/RECREATION CTR	5,222	5,222	0	0	0	0	0	0	0	0	
C89309	LIGHTING PROJ FOR RECREATION COMPLEXES	1,485	1,485	0	0	0	0	0	0	0	0	
C89311	LUTZ/OSCAR COOLER FOOTBALL PRACTICE FLD	500	500	0	0	0	0	0	0	0	0	
C89312	MANGO PARK IMPROVEMENTS	750	750	0	0	0	0	0	0	0	0	
C89303	NORTHDALE COMMUNITY CENTER	1,851	1,851	0	0	0	0	0	0	0	0	COMPLETED FY06
C89001	NORTHDALE-LAKE PARK GREENWAY TRAIL	744	744	0	0	0	0	0	0	0	0	
C89310	NORTHEAST ATHLETIC COMPLEX LAND ACQU	1,473	1,473	0	0	0	0	0	0	0	0	COMPLETED FY06
C89304	PUBLIC ACCESS TO VARIOUS ELAPP SITES	267	267	0	0	0	0	0	0	0	0	COMPLETED FY06
C89306	SUMMERFIELD SOCCER/FOOTBALL COMPLEX	2,934	2,934	0	0	0	0	0	0	0	0	COMPLETED FY07
C89313	TEMPLE TERRACE BY PASS CANAL LAND ACQU	0	0	0	0	0	0	0	0	0	0	CANCELED
C89314	TOWN N COUNTRY/SHIMBERG SOCCER FIELD EXP	750	200	0	550	0	0	0	0	550	0	
C89305	TOWN N'COUNTRY COMMUNITY CENTER	2,307	2,307	0	0	0	0	0	0	0	0	COMPLETED FY03
C89096	UPPER TAMPA BAY TRAIL PH II	2,642	2,642	0	0	0	0	0	0	0	0	COMPLETED FY06
C89096A	UPPER TAMPA BAY TRAIL PH --TEE23116	200	200	0	0	0	0	0	0	0	0	COMPLETED FY06
C80647	UPPER TAMPA BAY TRAIL PH III	81	81	0	0	0	0	0	0	0	0	COMPLETED FY 04
C89002	UPPER TAMPA BAY TRAIL-PHASE IV	249	249	0	0	0	0	0	0	0	0	
C80643	UPPER TPA BAY TRAIL PH I	225	225	0	0	0	0	0	0	0	0	COMPLETED FY 04
C89307	WILLIAM OWENS PASS PARK	1,066	1,066	0	0	0	0	0	0	0	0	
TOTAL		29,200	28,650	0	550	0	0	0	0	550	0	
UTILITIES PROGRAM												
C39153	CARROLLWOOD WATER FRANCHISE ACQUISITION	3,100	3,100	0	0	0	0	0	0	0	0	COMPLETED FY 04
C39158	FUTURE ACQUISITION OF WATER/WW UTILITY SYS	5,244	4,744	500	0	0	0	0	0	500	0	
C39154	LAKE GRADY WATER SYSTEM	856	856	0	0	0	0	0	0	0	0	COMPLETED FY 04
TOTAL		9,200	8,700	500	0	0	0	0	0	500	0	
TRANSPORTATION PROGRAM												
C61029	SLIGH AVE EXTENSION/VANDBURG AIRPORT	28	28	0	0	0	0	0	0	0	0	
C61029A	SLIGH AVE EXTENSION/VANDBURG AIRPORT -- TEE23114	492	492	0	0	0	0	0	0	0	0	
C61044	BRUCE B.DOWNS PH I (I-75 - REGENTS PARK)	14,000	12,500	1,500	0	0	0	0	0	1,500	0	
C61147	22ND STREET MAIN STREET COMMUNITY PROJ	11,700	11,700	0	0	0	0	0	0	0	0	
C61297	40TH ST (HILLSB-BUSCH) CNTY MATCH	1,600	1,600	0	0	0	0	0	0	0	0	
C63000	CRITICAL ACCIDENT MITIGATION - INTERSECTIONS	381	381	0	0	0	0	0	0	0	0	
C69040	ROAD RESURFACING FY 03	1,723	1,723	0	0	0	0	0	0	0	0	COMPLETED FY 03

COMMUNITY INVESTMENT TAX - PHASE II
PROJECTS SUMMARY SCHEDULE
(in thousands)

PROJECT NUMBER	PROJECT TITLE	PROJECT COST	TOTAL PRIOR YRS	FY 08	FY 09	FY 10	FY 11	FY 12	FY 13	TOTAL	FUTURE	COMMENTS
										FY 08 - FY 13		
C69041	PAVEMENT TREATMENT PROGRAM FY 04	3,495	3,495	0	0	0	0			0	0	COMPLETED FY 04
C69042	PAVEMENT TREATMENT PROGRAM FY 05	2,550	2,550	0	0	0	0			0	0	COMPLETED FY 05
C69043	PAVEMENT TREATMENT PROGRAM FY 06	3,032	3,032	0	0	0	0			0	0	COMPLETED FY 07
C69044	PAVEMENT TREATMENT PROGRAM FY 07	3,500	3,500	0	0	0	0			0	0	
C69045	PAVEMENT TREATMENT PROGRAM FY 08	1,650	0	1,650	0	0	0			1,650	0	
C69104	BOYETTE RD (US301 - BELL SHOALS)	8,825	8,825	0	0	0	0	0	0	0	0	COMPLETED FY 05
C69105	BRANDON MAIN STREET PROJECT - PAULS DR	6,427	5,327	1,100	0	0	0	0	0	1,100	0	
C69107	TRAFFIC MANAGEMENT CENTER	7,500	7,500	0	0	0	0	0	0	0	0	
C69108	INTELLIGENT TRANSPORT SYSTEM STUDIES	1,900	1,900	0	0	0	0	0	0	0	0	
C69109	INTELL TRANSP SYST DEVICE DEPLOYMENT	600	600	0	0	0	0	0	0	0	0	
C69110	RACE TRACK RD (HILLSBOROUGH - S MOBLEY)	15,000	15,000	0	0	0	0	0	0	0	0	
C69111	PARSONS AVE (SR 60 - OAKFIELD)	1,500	1,500	0	0	0	0	0	0	0	0	COMPLETED FY 04
C69112	BELL SHOALS RD (BLOOMINGDALE-BOYETTE)	1,825	3,625	(1,800)	0	0	0	0	0	(1,800)	0	
C69113	LUMSDEN RD (PROVIDENCE - PAULS DR)	1,416	1,416	0	0	0	0	0	0	0	0	
C69114	TRANSPORTATION CORRIDOR STUDY (CIT)	794	794	0	0	0	0	0	0	0	0	COMPLETED FY 04
C69115	ADVANCED ROW ACQUISITION	14,206	14,206	0	0	0	0	0	0	0	0	
C69116	CITRUS PARK COMM PLAN GUNN & EHRLICH	1,000	1,000	0	0	0	0	0	0	0	0	COMPLETED FY 07
C69117	TWN N CNTRY COMM PLAN PAULA/AMBASSADOR	3,800	3,100	700	0	0	0	0	0	700	0	
C69118	RACE TRACK RD CONSTRUCTION (DOUGLAS-LINEBAUGH)	6,505	6,505	0	0	0	0	0	0	0	0	
C69119	RACE TRACK RD CONSTRUCTION (CNTRYWAY-S. MOBLEY)	14,662	14,662	0	0	0	0	0	0	0	0	COMPLETED FY 07
C69120	RACE TRACK RD CONSTRUCTION (LINEBAUGH-CNTRYWAY)	9,405	9,405	0	0	0	0	0	0	0	0	
C69121	RACE TRACK RD CONSTRUCTION (HILLS-DOUGLAS)	3,461	961	2,500	0	0	0	0	0	2,500	0	CANCELLED FY 05
C69122	BOYETTE RD CONSTRUCTION (US301 - BALM RVRVIEW)	4,382	4,382	0	0	0	0	0	0	0	0	COMPLETED FY 06
C69123	BOYETTE RD CONSTRUCTION (BALM RVRVIEW-DONNEymoOR)	9,100	9,100	0	0	0	0	0	0	0	0	
C69124	BOYETTE RD CONSTRUCTION (DONNEymoOR-BELL SHOALS)	2,300	2,300	0	0	0	0	0	0	0	0	
C69200	CIT ALLOC PROJECT FUNDS BRIDGES	113	113	0	0	0	0	0	0	0	0	
C69201	LITHIA PINECREST OVER ALAFIA RIV/S.PRONG	463	463	0	0	0	0	0	0	0	0	
C69202	SOUTH CR 39 OVER LTL MANATEE RIVER	2,653	2,653	0	0	0	0	0	0	0	0	COMPLETED FY 07
C69203	SOUTH CR 39 OVER ALAFIA RIVER	3,394	3,394	0	0	0	0	0	0	0	0	CANCELLED
C69204	CR 672 OVER HURRAH CREEK	322	322	0	0	0	0	0	0	0	0	CANCELLED
C69205	CR 579 OVER LTL MANATEE RIVER/S.FORK	309	309	0	0	0	0	0	0	0	0	
C69206	CR 579 OVER LITTLE MANATEE RIVER	281	281	0	0	0	0	0	0	0	0	
C69207	KNIGHTS GRIFFIN RD OVER FLINT CREEK	2,480	2,480	0	0	0	0	0	0	0	0	
C69208	OLD BIG BEND OVER BULLFROG CREEK	96	96	0	0	0	0	0	0	0	0	
C69209	EAST SLIGH OVER ABANDONED CSX ROW	2,056	2,056	0	0	0	0	0	0	0	0	CANCELLED
C69210	HUDSON LN OVER SWEETWATER CREEK	99	99	0	0	0	0	0	0	0	0	CANCELLED
C69211	WEBB RD OVER SWEETWATER CREEK/CHANNEL G	1,823	1,823	0	0	0	0	0	0	0	0	COMPLETED FY 05
C69212	MEMORIAL HWY OVER DICK CREEK	2,512	2,512	0	0	0	0	0	0	0	0	COMPLETED FY 07

COMMUNITY INVESTMENT TAX - PHASE II
PROJECTS SUMMARY SCHEDULE
(in thousands)

PROJECT NUMBER	PROJECT TITLE	PROJECT COST	TOTAL PRIOR YRS	FY 08	FY 09	FY 10	FY 11	FY 12	FY 13	TOTAL FY 08 - FY 13	FUTURE	COMMENTS
C69213	RACE TRACK RD OVER DOUBLE BRANCH CREEK	2	2	0	0	0	0	0	0	0	0	CANCELLED
C69214	SYMMES RD OVER BULLFROG CREEK	2,043	2,043	0	0	0	0	0	0	0	0	COMPLETED FY 05
C69215	EAST BAY ROAD OVER BULLFROG CREEK	2,070	2,070	0	0	0	0	0	0	0	0	
C69216	GRANGE HALL LOOP OVER LTL MANATEE RIVER	391	391	0	0	0	0	0	0	0	0	
C69217	DURANT RD OVER BRANCH OF TURKEY CREEK	416	416	0	0	0	0	0	0	0	0	
C69218	EAST KEYSVILLE RD OVER WEST BRANCH	339	339	0	0	0	0	0	0	0	0	COMPLETED FY 05
C69219	JAMESON RD OVER ALAFIA RIVER/S.PRONG	85	85	0	0	0	0	0	0	0	0	CANCELLED
C69220	CARRUTHERS RD OVER TURKEY CREEK	295	295	0	0	0	0	0	0	0	0	
C69221	BENJAMIN RD OVER SWEETWATER CK BRDGE	1,021	1,021	0	0	0	0	0	0	0	0	
C69222	FAIRWAY BLVD. OVER FLAMINGO CANAL BRDGE	1,900	1,900	0	0	0	0	0	0	0	0	
C69227	ALAFIA RVR BASIN WETLAND MIT AREA-BRDGES	224	224	0	0	0	0	0	0	0	0	COMPLETED FY 07
C69314	NEIGHBORHOOD TRAFFIC CALMING FY03 (CIT)	325	325	0	0	0	0	0	0	0	0	
C69317	HESPERIDES ST & SLIGH AVE INTERSECTION	160	160	0	0	0	0	0	0	0	0	
C69318	LAKESHORE RD & VAN DYKE INTERSECTION	100	100	0	0	0	0	0	0	0	0	COMPLETED FY 04
C69319	BENJAMIN RD & WATERS AVE INTERSECTION	1,959	1,959	0	0	0	0	0	0	0	0	COMPLETED FY 06
C69320	NEIGHBORHOOD TRAFFIC CALMING FY04 (CIT)	800	800	0	0	0	0	0	0	0	0	
C69321	NEIGHBORHOOD TRAFFIC CALMING FY05 (CIT)	800	800	0	0	0	0	0	0	0	0	
C69322	NEIGHBORHOOD TRAFFIC CALMING FY06 (CIT)	1,705	1,705	0	0	0	0	0	0	0	0	
C69323	NEIGHBORHOOD TRAFFIC CALMING FY07 (CIT)	800	800	0	0	0	0	0	0	0	0	
C69324	NEIGHBORHOOD TRAFFIC CALMING FY08 (CIT)	800	0	800	0	0	0	0	0	800	0	
C69340	CHANNELIZATION OF TRAFFIC CIT FY 03	240	240	0	0	0	0	0	0	0	0	COMPLETED FY 03
C69341	CHANNELIZATION OF TRAFFIC CIT FY 04	240	240	0	0	0	0	0	0	0	0	COMPLETED FY 04
C69342	CHANNELIZATION OF TRAFFIC CIT FY 05	240	240	0	0	0	0	0	0	0	0	
C69343	CHANNELIZATION OF TRAFFIC CIT FY 06	276	276	0	0	0	0	0	0	0	0	COMPLETED FY 07
C69344	CHANNELIZATION OF TRAFFIC CIT FY 07	240	240	0	0	0	0	0	0	0	0	
C69345	131ST AVE./HOLLY ROAD/BRUCE B. DOWNS INTERS.	2,242	2,242	0	0	0	0	0	0	0	0	
C69348	BALM RIVERVIEW RD / RHODINE INTERSECTION	39	39	0	0	0	0	0	0	0	0	CANCELLED
C69349	BIG BEND AND US 41 INTERSECTION	26	26	0	0	0	0	0	0	0	0	CANCELLED
C69350	FLETCHER AVE./HIDDEN RIVER/M. BRDGE INT.	84	84	0	0	0	0	0	0	0	0	CANCELLED
C69351	HANLEY RD & WATERS AVE	3,833	3,833	0	0	0	0	0	0	0	0	
C69352	LAKE CARROLL WAY/SR 597 (D. MABRY) INT.	66	66	0	0	0	0	0	0	0	0	CANCELLED
C69356	ADAMO DR E/FALKENBURG ROAD	1,038	1,038	0	0	0	0	0	0	0	0	COMPLETED FY 07
C69357	LAKESHORE & VAN DYKE INTER. PHASE II	93	93	0	0	0	0	0	0	0	0	
C69358	CITRUS PARK DRIVE AND COUNTRYWAY INTERSECTION	1,600	1,600	0	0	0	0	0	0	0	0	
C69421	TRANSPORTATION PRIORITY SDWLKS FY02 CIT2	2,717	2,717	0	0	0	0	0	0	0	0	COMPLETED FY 06
C69502	CIT PHASE II SIDEWALKS FY 03	325	325	0	0	0	0	0	0	0	0	COMPLETED FY 03
C69503	SIDEWALK RETROFIT CONSTRUCTION FY04	1,400	1,400	0	0	0	0	0	0	0	0	
C69504	SIDEWALK RETROFIT CONSTRUCTION FY05	1,200	1,200	0	0	0	0	0	0	0	0	

**COMMUNITY INVESTMENT TAX - PHASE II
PROJECTS SUMMARY SCHEDULE**
(in thousands)

PROJECT NUMBER	PROJECT TITLE	PROJECT COST	TOTAL PRIOR YRS	FY 08	FY 09	FY 10	FY 11	FY 12	FY 13	TOTAL FY 08 - FY 13	FUTURE	COMMENTS
C69505	SIDEWALK RETROFIT CONSTRUCTION FY06	1,483	1,483	0	0	0	0	0	0	0	0	COMPLETED FY 07
C69506	SIDEWALK RETROFIT CONST FY07	2,700	2,700	0	0	0	0	0	0	0	0	
C69507	SIDEWALK RETROFIT CONST FY08	1,200	0	1,200	0	0	0	0	0	1,200	0	
	TOTAL	212,874	205,224	7,650	0	0	0	0	0	7,650	0	
	TOTAL PLANNED EXPENDITURES	410,206	396,794	12,149	550	712	0	0	0	13,411	0	0
	DEBT SERVICE											
	Short Term	22,529	22,529	0	0	0	0	0	0	0	0	
	Long Term:											
	Jail	18,136	16,972	1,164	0	0	0	0	0	1,164	0	
	Stormwater	14,361	13,223	1,138				0	0	1,138	0	
	Transportation	14,462	13,195	1,267	0	0	0	0	0	1,267	0	
	TOTAL PLANNED EXPENDITURES	\$479,693	462,714	\$15,718	\$550	\$712	\$0	\$0	\$0	\$16,980	\$0	
	RESERVES:											
	COST ESCALATION	8,007	8,007	0	0	0	0	0	0	0	0	
	RESERVE STORMWATER DEBT SVC.	0	0	0	0	0	0	0	0	0	0	
	RESERVE & ALLOWANCES	18,934	16,738	2,767	142	(712)	0	0	0	2,197	0	
	TOTAL COMMUNITY INVESTMENT TAX PROGRAM PHASE II	\$506,635	487,459	\$18,485	\$692	\$0	\$0			\$19,177	\$0	

**COMMUNITY INVESTMENT TAX - PHASE III
SOURCES AND USES SUMMARY
(in thousands)**

	ALL YEARS							TOTAL	Future (c)	TOTAL
	BUDGET FY 07 (a)	FY 08	FY 09	FY 10	FY 11	FY 12	FY 13	FY 08 - FY 13		CIT III
SOURCES										
Transfers from Sales Tax Fund	\$0	\$23,044	\$35,201	\$35,511	\$39,727	\$44,166	\$48,852	\$226,500	\$177,871	\$404,370
Transfers from Sales Tax Fd. for Debt Service	0	12,341	21,499	27,708	27,721	27,729	27,761	144,759	83,353	228,112
Total Transfers	0	35,385	56,700	63,219	67,448	71,895	76,612	371,259	261,223	632,482
Debt Proceeds	148,371	162,385	5,361	-1,418	-18,695	-40,120	-48,851	58,662	-137,870	69,164
Total Including Debt Proceeds	148,371	197,770	62,061	61,801	48,753	31,775	27,761	429,921	123,353	701,645
								0		
Miscellaneous	1,550	500	500	0	0	0	0	1,000	0	2,550
Total Sources	\$149,921	\$198,270	\$62,561	\$61,801	\$48,753	\$31,775	\$27,761	\$430,921	\$123,353	\$704,195

USES

Govt. Facilities	\$37,175	\$47,305	\$2,733	\$60	\$0	\$0	\$0	\$50,098	\$0	\$87,273
Libraries	0	2,000	0	0	0	0	0	2,000	0	2,000
Parks	19,445	887	492	2,063	1,681	0	0	5,123	0	24,568
Stormwater	11,758	15,914	13,026	12,194	8,375	3,046	0	52,555	0	64,313
Transportation	72,514	109,823	20,011	15,376	7,876	0	0	153,086	0	225,600
Water	6,500	0	0	0	0	0	0	0	0	6,500
Subtotal	147,392	175,929	36,262	29,693	17,932	3,046	0	262,862	0	410,254
Debt Service: (b)										
Jail	0	2,328	3,494	3,512	3,513	3,506	3,517	19,870	10,527	30,397
Stormwater	0	2,276	3,420	3,508	3,513	3,518	3,526	19,761	10,611	30,373
Transportation	0	2,533	3,807	3,893	3,901	3,910	3,924	21,969	11,833	33,802
Estimated Debt Service (CIT II and III Projects)	0	5,204	10,779	16,794	16,794	16,794	16,794	83,159	50,382	133,541
Reserves	2,530	10,000	4,800	4,400	3,100	1,000	0	23,300	40,000	65,830
Total Uses	\$149,921	\$198,270	\$62,561	\$61,801	\$48,753	\$31,775	\$27,761	\$430,921	\$123,353	\$704,195

(a) As of 06/30/07

(b) FY 08 reflects 8 months of debt service only.

(c) FY 14 - FY16

**COMMUNITY INVESTMENT TAX - PHASE III
PROJECTS SUMMARY SCHEDULE**

PROJECT NUMBER	PROJECT TITLE	TOTAL EST COST	TOTAL PRIOR YRS	FY 08	FY 09	FY 10	FY 11	FY 12	FY 13	TOTAL FY 08-FY 13	FUTURE	COMMENTS
GOVERNMENT FACILITIES												
C77721	CHILDREN'S SVCS CAMPUS ENHANCEMENTS	\$4,000	\$350	\$3,020	\$620	\$10	\$0	\$0	\$0	\$3,650	\$0	
C79136	E CNTY COURT REDEVELOP/REGIONAL SVC CNTR	11,800	0	11,800	0	0	0	0	0	11,800	0	
C70058	FALKENBURG RD JAIL EXPANSION PH VI	31,700	31,700	0	0	0	0	0	0	0	0	
C79143	FALKENBURG RD JAIL EXPANSION PH VII	34,300	2,675	30,550	1,050	25	0	0	0	31,625	0	
C79142	LOWRY PARK ZOO CAPITAL CONTR	3,823	2,000	1,823	0	0	0	0	0	1,823	0	
C79145	STATE ATTORNEY BRIDGE	1,200	0	112	1,063	25	0	0	0	1,200	0	
C79144	USF GENERATOR	450	450	0	0	0	0	0	0	0	0	
TOTAL		\$87,273	\$37,175	\$47,305	\$2,733	\$60	\$0	\$0	\$0	\$50,098	\$0	
LIBRARIES												
70080	UNIVERSITY AREA PARTNERSHIP LIBRARY	\$2,000	\$0	\$2,000	\$0	\$0	\$0	\$0	\$0	\$2,000	\$0	
TOTAL		\$2,000	\$0	\$2,000	\$0	\$0	\$0	\$0	\$0	\$2,000	\$0	
PARKS												
C80325	APOLLO BEACH NATURE PARK RESTROOMS	\$100	\$100	\$0	\$0	\$0	\$0	\$0	\$0	\$0	\$0	
C80327	CARROLLWOOD CULTURAL CNTR LAND ACQ	920	920	0	0	0	0	0	0	0	0	
C80328	CARROLLWOOD WWTP SURPLUS LAND ACQ	450	450	0	0	0	0	0	0	0	0	
C89107	FISH HAWK SPORTS COMPLEX	5,350	5,350	0	0	0	0	0	0	0	0	
C80314	FLATWOODS PARK CAMPGROUND IMP	275	275	0	0	0	0	0	0	0	0	
C80172	JACKSON SPRGS PK RENOV/ADA COMPLIANCE	280	280	0	0	0	0	0	0	0	0	
C80173	KENLY PARK RENOV/ADA COMPLIANCE	275	275	0	0	0	0	0	0	0	0	
C80326	NW RECREATION CORRIDOR MAINT BLDG	335	335	0	0	0	0	0	0	0	0	
C89098	OLD FORT KING TRAIL	102	102	0	0	0	0	0	0	0	0	
C80315	OSCAR COOLER SOCCER COMPLEX CONST	3,703	3,703	0	0	0	0	0	0	0	0	
C80330	S COUNTY RECREATIONAL CORRIDOR PLAN	200	200	0	0	0	0	0	0	0	0	COMPLETED FY 07
C89004	SOUTH COAST GREENWAY PH III PD&E/CONST	2,237	0	113	453	65	1,606	0	0	2,237	0	
C89003	SOUTH COAST GREENWAY PH I-PD&E/CONST	2,487	75	300	39	1,998	75	0	0	2,412	0	
C80317	SPRINGHEAD COMMUNITY CNTR ADDITION	750	750	0	0	0	0	0	0	0	0	
C80329	TOWN N'COUNTRY GREENWAY CONNECTION	574	100	474	0	0	0	0	0	474	0	
C80647	UPPER TAMPA BAY TRAIL PH III	27	27	0	0	0	0	0	0	0	0	
C80333	UTBT CHANNEL PRK TRAILHEAD ADD STORAGE	276	276	0	0	0	0	0	0	0	0	
C80313	VETERANS MEMORIAL PRK ADD LAND ACQ	285	285	0	0	0	0	0	0	0	0	
C80323	WATERSET SPORTS COMPLEX LAND ACQ	2,900	2,900	0	0	0	0	0	0	0	0	
C80324	WATERSET SPORTS COMPLEX PD&E	596	596	0	0	0	0	0	0	0	0	
C89307	WILLIAM OWENS PASS PARK	2,446	2,446	0	0	0	0	0	0	0	0	
TOTAL		\$24,568	\$19,445	\$887	\$492	\$2,063	\$1,681	\$0	\$0	\$5,123	\$0	

**COMMUNITY INVESTMENT TAX - PHASE III
PROJECTS SUMMARY SCHEDULE**

PROJECT NUMBER	PROJECT TITLE	TOTAL EST COST	TOTAL PRIOR YRS	FY 08	FY 09	FY 10	FY 11	FY 12	FY 13	TOTAL FY 08-FY 13	FUTURE	COMMENTS
UTILITIES												
C31958	CAUSEWAY BLVD JPA-WATER/SEWER LINE EXT	\$6,500	\$6,500	\$0	\$0	\$0	\$0			\$0	\$0	
STORMWATER												
C46146	122ND AV/17TH ST E POND/DUCK POND W	\$687	\$0	\$5	\$682	\$0	\$0	\$0	\$0	\$687	\$0	
C46016	131ST AVE/22ND ST DRAINAGE IMP	257	0	257	0	0	0	0	0	257	0	
C46032	13TH ST NE DRAINAGE IMPROVEMENTS	373	123	250	0	0	0	0	0	250	0	
C46040	18TH ST N/143 AVE E DRAIN IMP(PRE PD&E)	243	0	25	40	78	100	0	0	243	0	
C46017	24TH ST SE DRAINAGE IMP	386	76	310	0	0	0	0	0	310	0	
C46015	26TH ST DITCH LINING REPAIR	418	285	133	0	0	0	0	0	133	0	
C46042	62ND ST DRAINAGE IMP	260	0	40	70	150	0	0	0	260	0	
C46029	ALAFIA ST & HANNAWAY DR DRAINAGE IMP	440	170	70	200	0	0	0	0	270	0	
C46068	ALAFIA ST DRAINAGE IMP PH II	340	0	30	60	250	0	0	0	340	0	
C46000	ALLOC FUNDS STORMWATER PROJECTS	1,708	1,708	0	0	0	0	0	0	0	0	
C46003	APRIL LN DRAINAGE IMP	184	12	32	140	0	0	0	0	172	0	
C46027	ARMENIA AVE & ARMENIA COURT DRAIN IMP	434	150	63	221	0	0	0	0	284	0	
C46010	AUTUMN LEAF	501	115	386	0	0	0	0	0	386	0	
C46086	BLOUNT RD STORMWATER IMP	403	0	0	50	163	70	120	0	403	0	
C46095	BLUE HERON BLVD DRAINAGE IMP	328	0	0	50	78	80	120	0	328	0	
C46028	BOBCAT TRAIL DRAINAGE IMPROVEMENTS	300	20	280	0	0	0	0	0	280	0	
C46046	BRYAN RD/JULIE LN DRAINAGE IMP	220	0	40	80	100	0	0	0	220	0	
C46074	CASEY LAKE OUTFALL	278	0	30	80	40	128	0	0	278	0	
C46059	CASEY RD/OLD SAYBROOK AVE DRAIN IMP	282	0	30	30	78	144	0	0	282	0	
C46100	CHARLIE GRIFFIN/MUD LAKE RD DRAIN IMP	460	0	0	50	70	90	250	0	460	0	
C46106	CHARLIE GRIFFIN/S APP RD DRAIN IMP	450	0	0	50	120	80	200	0	450	0	
C46200	CIT PHASE III STORMWATER PROG	16,974	0	5,658	5,658	5,658	0	0	0	16,974	0	
C46055	CLEMONS RD DRAINAGE IMP	460	0	30	96	40	294	0	0	460	0	
C47339	CULVERT REPLACEMENT-CNTYWIDE FY07	2,000	2,000	0	0	0	0	0	0	0	0	COMPLETED FY 07
C46053	DELANEY CRK MAYDELL CROSS DRAIN IMP	652	0	40	120	96	396	0	0	652	0	
C46080	DONNA LU DR DRAINAGE IMP	161	0	0	12	30	119	0	0	161	0	
C47097	DUCK POND DRAINAGE IMPROVEMENT	2,100	2,100	0	0	0	0	0	0	0	0	
C46078	DUNCAN RD DRAINAGE IMP	280	0	0	30	70	180	0	0	280	0	
C46081	DYER RD DRAINAGE IMP	330	0	0	50	90	190	0	0	330	0	
C46073	E HANNA AVE/BONAKER DRAINAGE IMP	309	0	30	71	30	178	0	0	309	0	
C46030	E MORGAN ST @ PARSONS AVE IMP	1,639	880	759	0	0	0	0	0	759	0	
C46099	EDISON RD DRAINAGE IMP	210	0	0	30	78	102	0	0	210	0	
C46001	EL RANCHO DR FLOODING @ 1014 CROSS DRAIN	42	8	12	22	0	0	0	0	34	0	
C46033	ENGLISH ROAD DRAINAGE IMP	233	233	0	0	0	0	0	0	0	0	
C46067	ESTATE DR DRAINAGE IMP	360	0	40	50	70	200	0	0	360	0	
C46021	FOREST HILLS/CURVE RD DRAINAGE IMP	272	0	64	208	0	0	0	0	272	0	

**COMMUNITY INVESTMENT TAX - PHASE III
PROJECTS SUMMARY SCHEDULE**

PROJECT NUMBER	PROJECT TITLE	TOTAL EST COST	TOTAL PRIOR YRS	FY 08	FY 09	FY 10	FY 11	FY 12	FY 13	TOTAL FY 08-FY 13	FUTURE	COMMENTS
C46007	GALLAGHER ROAD DRAINAGE IMP	293	8	48	95	142	0	0	0	285	0	
C46098	GALLAGHER/WALDEN-SHEFLD DR IMP(PRE PD&E)	447	0	0	30	85	120	212	0	447	0	
C46006	GRADY AVE STORM DRAIN REHAB	205	35	50	120	0	0	0	0	170	0	
C46075	GREENHILLS DR PUMP STATION	298	0	0	12	30	256	0	0	298	0	
C46084	HARNEY RD DRAINAGE IMP	420	0	0	50	70	300	0	0	420	0	
C46069	HIAWATHA RD STORMWATER MGNT IMP	300	0	40	80	180	0	0	0	300	0	
C46076	HIDDEN SPRINGS PL DRAINAGE IMP	155	0	0	25	30	100	0	0	155	0	
C46014	HIMES AVE & KIRBY ST DRAIN IMP PH III	717	200	517	0	0	0	0	0	517	0	
C46025	HIMES AVE & KIRBY ST DRAIN IMP PH IV	988	138	850	0	0	0	0	0	850	0	
C46024	HIMES AVE/KIRBY ST DRAIN IMP PH V	910	60	850	0	0	0	0	0	850	0	
C46092	HOLLOWAY RD DRAINAGE IMP	300	0	0	50	70	180	0	0	300	0	
C46045	HUNT CLUB LANE UNDERDRAIN	300	0	40	80	180	0	0	0	300	0	
C46101	JAUDON S OF RAULERSON RD DRAIN IMP	320	0	0	30	90	200	0	0	320	0	
C46004	JEFFERSON RD DRAINAGE IMP	247	32	80	135	0	0	0	0	215	0	
C46090	JERRY SMITH RD BRIDGE CULVERT RPL	428	0	0	50	158	70	150	0	428	0	
C46066	JERSEY AVE/EDGEDALE CIR DRAIN IMP	320	0	40	80	200	0	0	0	320	0	
C46089	JOHN MOORE A RD DRAINAGE IMP	220	0	0	50	70	100	0	0	220	0	
C46083	KENLAKE DR DRAINAGE IMP	330	0	0	50	60	70	150	0	330	0	
C46012	KING FOREST ESTATES DRAINAGE IMP	490	0	490	0	0	0	0	0	490	0	
C46034	KINGSWAY & EUCLID DRAINAGE IMP	423	128	295	0	0	0	0	0	295	0	
C46082	KIRBY ST E DRAINAGE IMP	296	0	0	40	70	186	0	0	296	0	
C46005	LAKE CARROLL STORM DRAIN REHAB	843	0	250	250	343	0	0	0	843	0	
C46054	LAKE DR DRAIN IMP TO LAKE CHAPMAN	540	0	40	70	80	350	0	0	540	0	
C46072	LAKE LE CLAIRE DRAINAGE IMP	316	0	30	66	40	180	0	0	316	0	
C46008	LAKE MEADE WATER QUALITY IMP	927	12	115	800	0	0	0	0	915	0	
C46022	LIVINGSTON AVE & 151ST AVE DRAIN IMP	440	140	300	0	0	0	0	0	300	0	
C46097	LULA STREET DRAINAGE IMP	570	0	0	30	120	102	318	0	570	0	
C46011	MANATEE DRIVE OUTFALL	214	214	0	0	0	0	0	0	0	0	
C46103	MARLBOROUGH CANAL IMP	435	0	0	40	170	75	150	0	435	0	
C46102	MAYDELL COURT DRAINAGE IMP	49	0	0	12	10	27	0	0	49	0	
C46070	MESSLER ST DRAINAGE IMP	402	0	30	84	96	192	0	0	402	0	
C46093	MORAN ST DRAINAGE IMP	240	0	0	40	80	120	0	0	240	0	
C46049	MUD LAKE RD DRAINAGE IMP	320	0	40	80	0	200	0	0	320	0	
C46038	NESMITH ROAD DRAINAGE IMP	331	331	0	0	0	0	0	0	0	0	
C46009	NOREAST LAKE BYPASS	985	465	520	0	0	0	0	0	520	0	
C46047	NORTH BLVD CROSS DRAIN REPL/DRAIN IMP	530	0	40	160	80	250	0	0	530	0	
C46035	NORTH ROME AVE DRAINAGE IMP PH II	70	30	40	0	0	0	0	0	40	0	
C46019	NORTH WILDER RD DRAINAGE IMP	370	70	300	0	0	0	0	0	300	0	
C46107	OAKDALE DR DRAINAGE IMP	193	0	0	30	20	143	0	0	193	0	
C46041	OCCIDENT ST PIPE JOINT REHAB	81	0	6	75	0	0	0	0	81	0	
C46108	OLD HILLSBOROUGH/PINE ST DRAIN IMP	420	0	0	50	150	70	150	0	420	0	

**COMMUNITY INVESTMENT TAX - PHASE III
PROJECTS SUMMARY SCHEDULE**

PROJECT NUMBER	PROJECT TITLE	TOTAL EST COST	TOTAL PRIOR YRS	FY 08	FY 09	FY 10	FY 11	FY 12	FY 13	TOTAL FY 08-FY 13	FUTURE	COMMENTS
C46013	OTTO RD DRAINAGE IMPROVEMENTS	524	18	56	450	0	0	0	0	506		
C46085	REGAL DR POND ENHANCEMENT	500	0	0	50	100	70	280	0	500		
C46091	REOLD FARM DRAINAGE IMP(PRE PD&E)	383	0	0	50	163	70	100	0	383		
C46023	REYNOLDSWOOD DR DRAINAGE IMP	402	30	84	288	0	0	0	0	372		
C46020	ROLLING OAKS LANE CULVERT REPL	120	120	0	0	0	0	0	0	0		
C46048	SAFFOLD RD DRAINAGE IMP	505	0	30	40	70	365	0	0	505		
C46087	SAN RIO CIRCLE DRAINAGE IMP	478	0	0	50	158	70	200	0	478		
C46026	SAND POND DRAINAGE SYSTEM IMP	1,119	350	769	0	0	0	0	0	769		
C46052	SAND SPUR/SAGE BRUSH OUTFALL DRAIN IMP	588	0	40	90	80	378	0	0	588		
C46043	SHERYL LYNN DR RETENTION POND IMP	370	0	40	80	250	0	0	0	370		
C46036	SINCLAIR HILLS RD & 13TH ST DRAIN IMP	793	446	347	0	0	0	0	0	347		
C46051	SUNSET LN/HANNA RD DRAINAGE IMP	500	0	40	60	80	320	0	0	500		
C46104	SYDNEY/SYDNEY DOVER RD DRAIN IMP	600	0	0	24	180	144	252	0	600		
C46031	TANNER RD DRAINAGE IMPROVEMENTS	404	154	250	0	0	0	0	0	250		
C46056	THONOTOSASSA RD CROSS DRAIN REPL	230	0	30	80	0	120	0	0	230		
C46037	TRAPNELL @ RAY ANN/NESMITH DRAIN IMP	482	482	0	0	0	0	0	0	0		
C46088	TRAPNELL/CLEMONS RD DRAINAGE IMP	325	0	0	50	85	0	190	0	325		
C46071	TWELVE OAKS OUTFALL	406	0	40	40	90	236	0	0	406		
C46039	VALRICO FOREST SUBDIV DRAINAGE IMP	637	265	108	264	0	0	0	0	372		
C46077	VALRICO LAKE RD DRAINAGE IMP	380	0	0	50	80	250	0	0	380		
C46064	VALRICO RD DRAINAGE IMP	320	0	40	80	200	0	0	0	320		
C46096	VALRICO RD N OF SYDNEY RD DRAIN IMP	51	0	0	10	15	26	0	0	51		
C46065	VALRIE LN/MCMULLEN LOOP RD DRAIN IMP	320	0	40	80	200	0	0	0	320		
C46063	W JOHNSON RD/S SAPP RD DRAIN IMP	410	0	40	70	300	0	0	0	410		
C46105	WATSON RD OUTFALL IMP	484	0	0	50	140	90	204	0	484		
C46002	WILDER RD @ SAM ALLEN DRAINAGE IMP	80	80	0	0	0	0	0	0	0		
C46057	WINSTON PARK DRAINAGE IMP	870	0	30	156	90	594	0	0	870		
C46018	YOCAM AVE DRAINAGE IMP	375	70	305	0	0	0	0	0	305		
	TOTAL	\$64,313	\$11,758	\$15,914	\$13,026	\$12,194	\$8,375	\$3,046	\$0	\$52,555	\$0	
TRANSPORTATION												
C61297	40TH ST (HILLSBOROUGH-BUSCH) COUNTY MATCH	2,700	2,700	0	0	0	0	0	0	0	0	
C61034	BICYCLE LANES CNTY RURAL ROADS FY08	300	0	300	0	0	0	0	0	300	0	
C61035	BICYCLE LANES CNTY RURAL ROADS FY09	900	0	0	700	200	0	0	0	900	0	
C61023	BICYCLE LANES COUNTY RURAL ROADS FY07	300	300	0	0	0	0	0	0	0	0	
C69124	BOYETTE RD CONST PH3(DONNEYM-BELL SHOAL)	19,250	0	19,250	0	0	0	0	0	19,250	0	
C69104	BOYETTE RD(US 301-BELL SHOALS)	3,000	5,000	(2,000)	0	0	0	0	0	(2,000)	0	
C61045	BRUCE B DOWNS (BEARSS AVE/PALM SPRGS DR)	0	6,700	(6,700)	0	0	0	0	0	(6,700)	0	
C61044	BRUCE B.DOWNS (PALM SPRGS DR/PEBBLE CRK)	48,600	0	48,600	0	0	0	0	0	48,600	0	
C61134	CITRUS PARK EXTENSION	10,000	3,000	75	6,825	100	0	0	0	7,000	0	
C61057	COLUMBUS DR EXTENSION	8,500	1,000	7,500	0	0	0	0	0	7,500	0	

**COMMUNITY INVESTMENT TAX - PHASE III
PROJECTS SUMMARY SCHEDULE**

PROJECT NUMBER	PROJECT TITLE	TOTAL EST COST	TOTAL PRIOR YRS	FY 08	FY 09	FY 10	FY 11	FY 12	FY 13	TOTAL FY 08-FY 13	FUTURE	COMMENTS
C69127	GORNT0 LK RD EXT(BRANDON TWN-CTR-SR 60)	14,100	2,950	5,400	1,500	4,250	0	0	0	11,150	0	
C69106	GUNN HWY (EHRlich RD-SOUTH MOBLEY RD)	1,600	1,600	0	0	0	0	0	0	0	0	
C69125	LITHIA PINECREST(SR 60 TO HWY 39)	2,500	2,500	0	0	0	0	0	0	0	0	
C61052	LUTZ LAKE FERN RD(SUNCOAST PKWY-D'MABRY)	10,000	9,350	650	0	0	0	0	0	650	0	
C69110	RACE TRACK RD (HILLSBOROUGH - S MOBLEY)	5,500	5,500	0	0	0	0	0	0	0	0	
C69118	RACETRACK RD CONST PH1(DOUGLAS-L'BAUGH)	4,910	0	4,910	0	0	0	0	0	4,910	0	
C69119	RACETRACK RD CONST PH2(CNTRYWAY-S.MOBLEY)	2,200	2,200	0	0	0	0	0	0	0	0	COMPLETED FY 07
C69120	RACETRACK RD CONST PH3(LINEBGH-CNTRYWAY)	750	750	0	0	0	0	0	0	0	0	
C69121	RACETRACK RD CONST PH4(HILLSB-DOUGLAS)	160	0	0	160	0	0	0	0	160	0	
C69000	TRANSPORTATION COST ESCALATION CIT FUNDS	4,000	4,000	0	0	0	0	0	0	0	0	
C69046	PAVEMENT TREATMENT PROGRAM	10,578	0	0	3,526	3,526	3,526	0	0	10,578	0	
C69044	PAVEMENT TREATMENT PROGRAM FY07	3,526	3,526	0	0	0	0	0	0	0	0	
C69045	PAVEMENT TREATMENT PROGRAM FY08	3,526	0	3,526	0	0	0	0	0	3,526	0	
C69221	BENJAMIN RD OVER SWEETWATER CREEK BRDG	146	146	0	0	0	0	0	0	0	0	
C69217	BRDG DURANT RD @ BRANCH OF TURKEY CREEK	835	835	0	0	0	0	0	0	0	0	
C69225	COLUMBUS DR@HILLSBORO RIVER BRIDGE REHAB	8,650	1,875	6,775	0	0	0	0	0	6,775	0	
C69209	EAST SLIGH OVER ABANDONED CSX ROW	401	401	0	0	0	0	0	0	0	0	COMPLETED FY 07
C69222	FAIRWAY BLVD OVER FLAMINGO CANAL BRIDGE	867	867	0	0	0	0	0	0	0	0	
C69207	KNIGHTS GRIFFIN RD OVER FLINT CREEK	756	756	0	0	0	0	0	0	0	0	
C69223	LTL MANATEE RIV MIT AREA BRIDGE RPL PROJ	718	718	0	0	0	0	0	0	0	0	COMPLETED FY 07
C69212	MEMORIAL HWY OVER DICK CREEK	550	550	0	0	0	0	0	0	0	0	COMPLETED FY 07
C69226	PLATT ST @ HILLSBORO RIVER BRIDGE REHAB	10,750	2,375	8,375	0	0	0	0	0	8,375	0	
C69203	SOUTH CR 39 OVER ALAFIA RIVER	3,007	3,007	0	0	0	0	0	0	0	0	
C69202	SOUTH CR 39 OVER LTL MANATEE RIVER	383	383	0	0	0	0	0	0	0	0	COMPLETED FY 07
C69224	TPA BAY/CST BSN WETLND MIT FOR BRDG RPL	436	436	0	0	0	0	0	0	0	0	COMPLETED FY 07
C69363	INT BOY SCOUT RD/RACE TRACK RD	900	250	50	600	0	0	0	0	650	0	
C63948	INT FLETCHER AVE & MAGNOLIA DR	1,050	1,050	0	0	0	0	0	0	0	0	COMPLETED FY 07
C69360	INT GUNN HWY/LINEBAUGH AVE W	2,450	350	1,200	0	900	0	0	0	2,100	0	
C69362	INT HABANA AVE N/WATERS AVE W	1,805	250	525	0	1,030	0	0	0	1,555	0	
C69359	INT HIMES AVE N/LAMBRIGHT ST W	1,825	325	150	0	1,350	0	0	0	1,500	0	
C69361	INT JOHN MOORE RD/LUMSDEN RD E	2,700	300	1,500	0	900	0	0	0	2,400	0	
C63081	INT LINEBAUGH AVE W/WILSKY RD	33	33	0	0	0	0	0	0	0	0	
C63085	INT LITHIA PINECREST/VALRICO RD	700	700	0	0	0	0	0	0	0	0	
C64036	SIDEWALK ADA RETROFIT	900	0	0	350	350	200	0	0	900	0	
C64034	SIDEWALK ADA RETROFIT FY07	300	300	0	0	0	0	0	0	0	0	
C64035	SIDEWALK ADA RETROFIT FY08	300	0	300	0	0	0	0	0	300	0	
C69508	SIDEWALK RETROFIT CONST	2,500	0	0	900	800	800	0	0	2,500	0	
C69506	SIDEWALK RETROFIT CONST FY07	300	300	0	0	0	0	0	0	0	0	
C69507	SIDEWALK RETROFIT CONST FY08	200	0	200	0	0	0	0	0	200	0	
C69344	CHANNELIZATION OF TRAFFIC CIT FY07	500	500	0	0	0	0	0	0	0	0	
C69355	CHANNELIZATION OF TRAFFIC CIT	1,000	0	0	500	500	0	0	0	1,000	0	

**COMMUNITY INVESTMENT TAX - PHASE III
PROJECTS SUMMARY SCHEDULE**

PROJECT NUMBER	PROJECT TITLE	TOTAL EST COST	TOTAL PRIOR YRS	FY 08	FY 09	FY 10	FY 11	FY 12	FY 13	TOTAL FY 08-FY 13	FUTURE	COMMENTS
C69354	CHANNELIZATION OF TRAFFIC CIT FY08	500	0	500	0	0	0	0	0	500	0	
C63000	CRITICAL ACCIDENT MITIGATION-INT	15,737	3,942	2,025	4,950	1,470	3,350	0	0	11,795	0	
C69126	SCHOOL SAFETY CIRCULATION/ACCESS PROGRAM	7,500	788	6,712	0	0	0	0	0	6,712	0	
	TOTAL	\$225,600	\$72,514	\$109,823	\$20,011	\$15,376	\$7,876	\$0	\$0	\$153,086	\$0	
	TOTAL PLANNED EXPENDITURES	\$410,254	\$147,392	\$175,929	\$36,262	\$29,693	\$17,932	\$3,046	\$0	\$262,862	\$0	
	<u>DEBT SERVICE</u>											
	Long Term:											
	Jail	23,373	0	2,328	3,494	3,512	3,513	3,513	3,513	12,847	\$10,527	
	Stormwater	23,328	0	2,276	3,420	3,508	3,513	3,513	3,513	12,717	10,611	
	Transportation	25,967	0	2,533	3,807	3,893	3,901	3,901	3,901	14,134	11,833	
	RESERVE & ALLOWANCES	\$164,783	\$2,530	\$15,204	\$15,579	\$21,194	\$19,894	\$17,794	\$16,794	71,871	90,382	
	TOTAL COMMUNITY INVESTMENT TAX PHASE III	\$647,706	\$149,921	\$198,270	\$62,561	\$61,801	\$48,753	\$31,767	\$27,721	\$374,432	\$123,353	