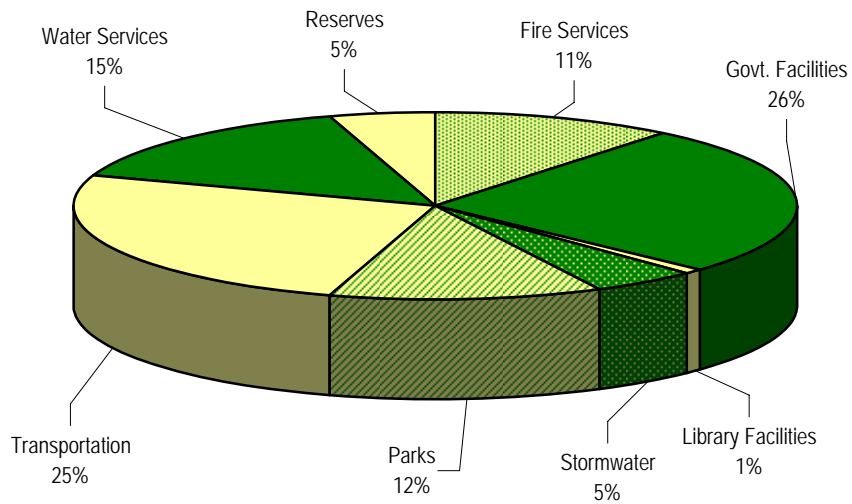


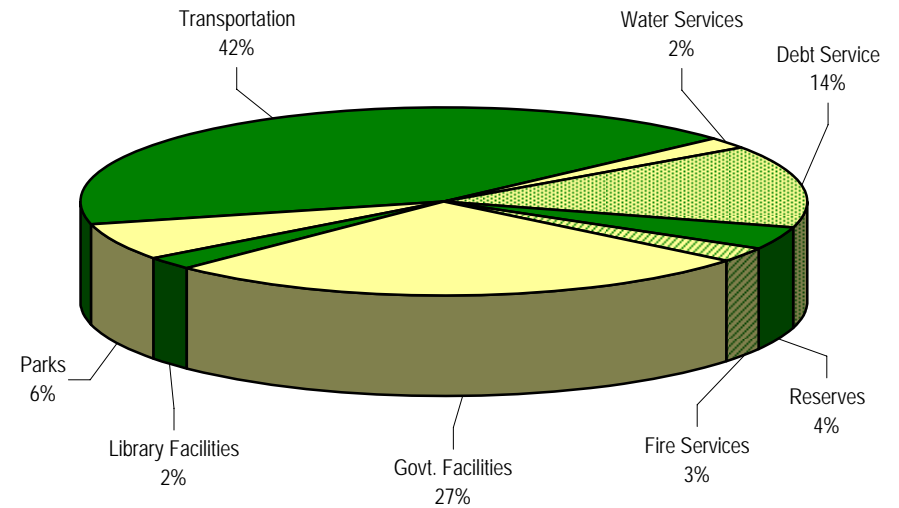
COMMUNITY INVESTMENT TAX PROGRAM ALLOCATIONS

PHASE I
January 1997 to January 2003



Each 1% equals \$2.04 Million
Total funding equals \$204.2 Million

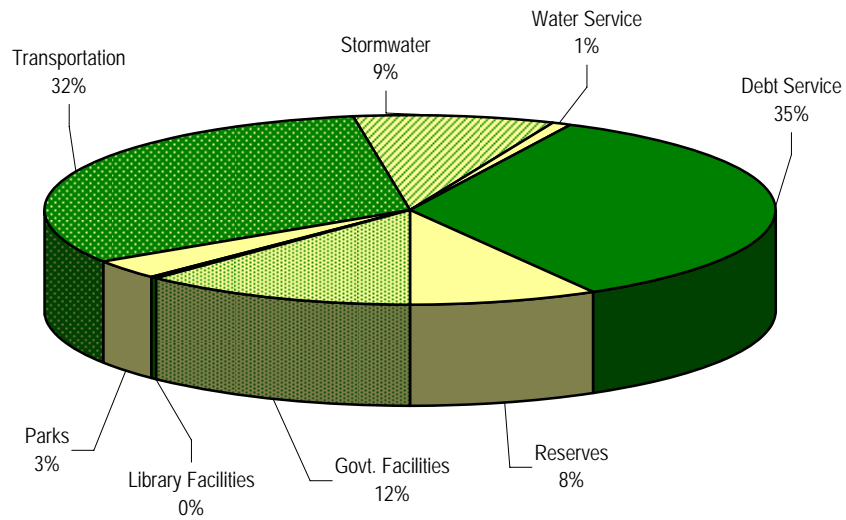
PHASE II
February 2003 to January 2008



Each 1% equals \$4.9 Million
Total funding equals \$498.0 Million

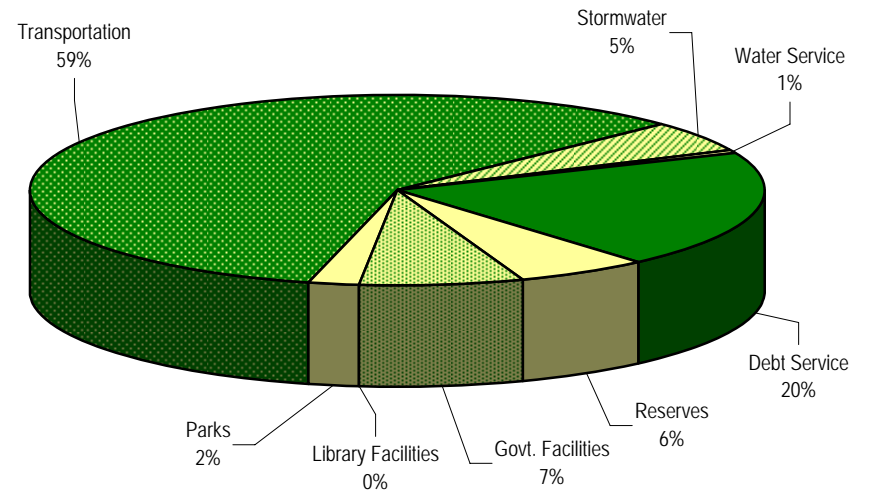
COMMUNITY INVESTMENT TAX PROGRAM ALLOCATIONS

*PHASE III (Appropriated Amounts Only)
February 2008 to September 2016
(Excludes Transportation Task Force Projects)*



Each 1% equals \$7.13 Million
Total funding equals \$713.3 Million

*PHASE III (Appropriated Amounts Only)
February 2008 to September 2016
(Includes Transportation Task Force Projects)*



Each 1% equals \$12.13 Million
Total funding equals \$1.213 Billion

**COMMUNITY INVESTMENT TAX I
SOURCES AND USES SUMMARY
(in thousands)**

	ALL YEARS						TOTAL FY 09 - FY 13	TOTAL CIT I
	BUDGET FY 08 (a)	FY 09	FY 10	FY 11	FY 12	FY 13		
<u>SOURCES</u>								
Transfers from Sales Tax Fund	\$185,857	\$0	\$0	\$0	\$0	\$0	\$0	\$185,857
Interest Earnings	16,194	1,000	0	0	0	0	1,000	17,194
Residual Funds Sheriff's Office	23	0	0	0	0	0	0	23
Reimbursements	557	0	0	0	0	0	0	557
Other Miscellaneous	525	0	0	0	0	0	0	525
Total Sources	\$203,156	\$1,000	\$0	\$0	\$0	\$0	\$1,000	\$204,156

USES

Fire Services	\$20,443	\$115	\$1,570	\$10	\$0	\$0	\$1,695	\$22,138
Govt. Facilities	53,475	0	0	0	0	0	0	53,475
Library Facilities	1,607	0	0	0	0	0	0	1,607
Stormwater	9,537	0	0	0	0	0	0	9,537
Parks	25,180	0	0	0	0	0	0	25,180
Transportation	52,036	-53	0	0	0	0	-53	51,983
Water Services	30,565	0	0	0	0	0	0	30,565
Reserve CIT Court Debt Svc.	1,565	0	0	0	0	0	0	1,565
Reserve Capital Projects	8,749	938	-1,570	-10	0	0	-642	8,107
Total Uses	\$203,156	\$1,000	\$0	\$0	\$0	\$0	\$1,000	\$204,156

(a) As of 03/31/08

**COMMUNITY INVESTMENT TAX - PHASE I
PROJECTS SUMMARY SCHEDULE
(in thousands)**

PROJECT NUMBER	PROJECT TITLE	TOTAL EST COST	TOTAL PRIOR YRS	FY 09	FY 10	FY 11	FY 12	FY 13	TOTAL FY 09 - FY 13	FUTURE	COMMENTS
<u>FIRE SERVICES</u>											
79125	AMBULANCE REPLACEMENT	\$1,749	\$1,749	\$0	\$0	\$0	\$0	\$0	\$0	\$0	COMPLETED FY 99
79014	BRANDON FIRE STATION	536	536	0	0	0	0	0	0	0	COMPLETED FY 01
91151	CHAPMAN ROAD FIRE STATION	3,287	3,287	0	0	0	0	0	0	0	COMPLETED FY 08
79011	CONCRETE APRONS	65	65	0	0	0	0	0	0	0	COMPLETED FY 01
91139	CORK-KNIGHTS FIRE STATION CONSTRUCTION	509	509	0	0	0	0	0	0	0	COMPLETED FY 04
79012	DOVER FIRE STATION RENOV.	418	418	0	0	0	0	0	0	0	COMPLETED FY 02
79009	F S CODE COMPL & REHAB PH I	211	211	0	0	0	0	0	0	0	COMPLETED FY 00
79029	F S CODE COMPL. SPRINKLERS PH II	810	810	0	0	0	0	0	0	0	COMPLETED FY 05
79008	FIRE EQUIPMENT REPL/REFURB.	2,888	2,888	0	0	0	0	0	0	0	COMPLETED FY 02
79017	FIRE RESCUE HEADQUARTERS	11	11	0	0	0	0	0	0	0	DEFERRED
79015	LUTZ FIRE STATION	477	477	0	0	0	0	0	0	0	COMPLETED FY 02
79010	MIDWAY FIRE STATION	187	187	0	0	0	0	0	0	0	COMPLETED FY 99
79025	MOBILE EMERGENCY OPERATIONS CTR. VEHICLE	80	80	0	0	0	0	0	0	0	COMPLETED FY 02
91145	NORTH HILLSBOROUGH F. S. #14	1,920	225	115	1,570	10	0	0	1,695	0	
79013	PALM RIVER FIRE STATION	428	428	0	0	0	0	0	0	0	COMPLETED FY 02
79052	REROOF APOLLO B. F.S. # 29	63	63	0	0	0	0	0	0	0	COMPLETED FY 99
79051	REROOF FALKENBURG RD F.S. # 33	66	66	0	0	0	0	0	0	0	COMPLETED FY 99
79053	REROOF W. HILLSBOROUGH F.S. # 31	69	69	0	0	0	0	0	0	0	COMPLETED FY 99
91152	RIVER OAKS FIRE STATION	1,747	1,747	0	0	0	0	0	0	0	COMPLETED FY 05
91146	RUSKIN F. S. #17 CONSTRUCTION	24	24	0	0	0	0	0	0	0	COMPLETED FY 04
79141	RUSKIN FIRE STATION #17 LAND ACQUISITION	736	736	0	0	0	0	0	0	0	COMPLETED FY 08
79132	SCBA FIRE RESCUE BREATHING APPARATUS	2,143	2,143	0	0	0	0	0	0	0	COMPLETED FY 03
79016	SUN CITY CENTER FIRE STATION	1,524	1,524	0	0	0	0	0	0	0	COMPLETED FY 03
91150	TAMPA SHORES FIRE STATION	2,163	2,163	0	0	0	0	0	0	0	COMPLETED FY 05
91992	UNALLOCATED FUNDS	28	28	0	0	0	0	0	0	0	
TOTAL		\$22,138	\$20,443	\$115	\$1,570	\$10	\$0	\$0	\$1,695	\$0	
<u>GOVERNMENT FACILITIES</u>											
90404	512-BED JAIL (PHASES I,II,&III)	\$19,327	\$19,327	\$0	\$0	\$0	\$0	\$0	\$0	\$0	COMPLETED FY 98
79006	700 TWIGGS ST. RENOVATION	4,128	4,128	0	0	0	0	0	0	0	COMPLETED FY 01
79106	CHILDREN SERVICES ATHLETIC CENTER	1,211	1,211	0	0	0	0	0	0	0	COMPLETED FY 01

**COMMUNITY INVESTMENT TAX - PHASE I
PROJECTS SUMMARY SCHEDULE
(in thousands)**

PROJECT NUMBER	PROJECT TITLE	TOTAL EST COST	TOTAL PRIOR YRS	FY 09	FY 10	FY 11	FY 12	FY 13	TOTAL FY 09 - FY 13	FUTURE	COMMENTS
79019	COMPUTER AIDED DISPATCH	0	0	0	0	0	0	0	0	0	FUNDED WITH AD VALOREM
N/A	COPS AHEAD EQUIPMENT	953	953	0	0	0	0	0	0	0	COMPLETED FY 97
77709	COUNTY CENETR EXTERIOR HARDSCAPE	504	504	0	0	0	0	0	0	0	COMPLETED FY 08
79018	COUNTY CENTER SECURITY	100	100	0	0	0	0	0	0	0	COMPLETED FY 01
N/A	CRIMINAL JUSTICE INFORMATION SYSTEM	7,400	7,400	0	0	0	0	0	0	0	COMPLETED FY 99
90405	JAIL EXPANSION PHASE IV	1,922	1,922	0	0	0	0	0	0	0	COMPLETED FY 03
79026	MAIN COURTHOUSE - PHASE II	5,912	5,912	0	0	0	0	0	0	0	COMPLETED FY 08
79027	MAIN COURTHOUSE - PHASE III	0	0	0	0	0	0	0	0	0	CONSOLIDATED UNDER 79026.
79028	MAIN COURTHOUSE - PHASE IV	0	0	0	0	0	0	0	0	0	CONSOLIDATED UNDER 79026.
79005	MAIN COURTHOUSE -PHASE I	868	868	0	0	0	0	0	0	0	COMPLETED FY 98
79055	MOSI E. WING - NORTH UNISTRUT ROOF STRUCTURE	750	750	0	0	0	0	0	0	0	
89315	MOSI EXPANSION CHILDREN'S SCIENCE CENTER	663	663	0	0	0	0	0	0	0	
79054	MOSI W. WING REPAIRS/RESEAL/RECAULKING	1,000	1,000	0	0	0	0	0	0	0	
79133	PGM DOCUMENT MANAGEMENT SYSTEM	192	192	0	0	0	0	0	0	0	COMPLETED FY 05
70000	PUBLIC ART-VARIOUS	210	210	0	0	0	0	0	0	0	
90212	REHAB. RUSKIN SERVICE CENTER	96	96	0	0	0	0	0	0	0	COMPLETED FY 01
79050	REROOF FRED KARL LEGAL CENTER	8	8	0	0	0	0	0	0	0	CANCELLED
79139	RIVERVIEW TERRACE SENIOR CENTER	165	165	0	0	0	0	0	0	0	
79049	SENIOR ADULT DAY CARE FACILITY (BRANDON)	1,040	1,040	0	0	0	0	0	0	0	COMPLETED FY 01
79048	SENIOR ADULT DAY CARE FACILITY (MANHATTAN)	1,178	1,178	0	0	0	0	0	0	0	COMPLETED FY 01
N/A	SHERIFF'S FLEET EQUIPMENT REPL.	4,112	4,112	0	0	0	0	0	0	0	COMPLETED FY 00
79023	SPECIAL NEEDS PROGRAM SHELTER UPGRADES	0	0	0	0	0	0	0	0	0	COMPLETED WITH GRANT DOLLARS
79024	TELEPHONE LINES FOR REGIONAL RELIEF CENTER	0	0	0	0	0	0	0	0	0	COMPLETED WITH GRANT DOLLARS
79138	TOWN N' COUNTRY SENIOR CENTER	400	400	0	0	0	0	0	0	0	
70654	UNIVERSITY COMMUNITY SOCIAL SVCS. CENTER	1,275	1,275	0	0	0	0	0	0	0	COMPLETED FY 05
N/A	UNALLOCATED FUNDS GOVERNMENT FACILITIES	62	62	0	0	0	0	0	0	0	
TOTAL		\$53,476	\$53,475	\$0	\$0	\$0	\$0	\$0	\$0	\$0	
LIBRARIES											
79122	BRANDON LIBRARY ADA RENOVATION	\$27	\$27	\$0	\$0	\$0	\$0	\$0	\$0	\$0	COMPLETED FY 98
79113	LUTZ LIBRARY ROOF REPL.	73	73	0	0	0	0	0	0	0	COMPLETED FY 98
79115	NORTH TAMPA LIBRARY A/C REPL.	12	12	0	0	0	0	0	0	0	COMPLETED FY 99
79123	PENINSULAR LIBRARY - ADA	0	0	0	0	0	0	0	0	0	PROJECT COMPLETED WITH GRANT FD
79118	RIVERVIEW LIBRARY CARPET REPL.	22	22	0	0	0	0	0	0	0	COMPLETED FY 99
79119	RUSKIN LIBRARY CARPET REPL.	30	30	0	0	0	0	0	0	0	COMPLETED FY 99
79117	SEMINOLE LIBRARY ROOF REPL.	61	61	0	0	0	0	0	0	0	COMPLETED FY 00
79124	SOUTH REGIONAL LIBRARY	450	450	0	0	0	0	0	0	0	COMPLETED FY 06
79121	THONOTOSASSA LIBRARY - ADA	20	20	0	0	0	0	0	0	0	COMPLETED FY 98

**COMMUNITY INVESTMENT TAX - PHASE I
PROJECTS SUMMARY SCHEDULE
(in thousands)**

PROJECT NUMBER	PROJECT TITLE	TOTAL EST COST	TOTAL PRIOR YRS	FY 09	FY 10	FY 11	FY 12	FY 13	TOTAL FY 09 - FY 13	FUTURE	COMMENTS
79114	WESTGATE LIBRARY ROOF REPL.	135	135	0	0	0	0	0	0	0	0 COMPLETED FY 99
79120	WEST TAMPA LIBRARY RENOV.	604	604	0	0	0	0	0	0	0	0 COMPLETED FY 03
79112	WEST TAMPA LIBRARY REHAB.	0	0	0	0	0	0	0	0	0	0 CONSOLIDATED UNDER #79120
79116	YBOR LIBRARY IMPROVEMENTS	109	109	0	0	0	0	0	0	0	0 COMPLETED FY 00
70999	UNALLOCATED FUNDS LIBRARIES	64	64	0	0	0	0	0	0	0	0
TOTAL		\$1,607	\$1,607	\$0	\$0	\$0	\$0	\$0	\$0	\$0	\$0
<u>PARKS</u>											
89081	ALDERMAN'S FORD PARK	\$100	\$100	\$0	\$0	\$0	\$0	\$0	\$0	\$0	\$0 COMPLETED FY02
89094	BALM PARK	40	40	0	0	0	0	0	0	0	0 COMPLETED FY02
89104	CITRUS PARK LITTLE LEAGUE	97	97	0	0	0	0	0	0	0	0 COMPLETED FY 99
89086	E.G. SIMMONS	99	99	0	0	0	0	0	0	0	0 COMPLETED FY02
89082	EUREKA SPRINGS PARK	80	80	0	0	0	0	0	0	0	0 COMPLETED FY02
89319*	HEROES PARK *	2,000	2,000	0	0	0	0	0	0	0	0
C89107	FISH HAWK SPORTS COMPLEX	4,097	4,097	0	0	0	0	0	0	0	0 COMPLETED FY08
89100	KEYSTONE PARK	190	190	0	0	0	0	0	0	0	0 COMPLETED FY02
89080	LAKE PARK	400	400	0	0	0	0	0	0	0	0 COMPLETED FY03
89083	LETTUCE LAKE PARK	100	100	0	0	0	0	0	0	0	0 COMPLETED FY02
89091	LIMONA PARK	50	50	0	0	0	0	0	0	0	0 COMPLETED FY02
89084	LITHIA SPRINGS	96	96	0	0	0	0	0	0	0	0 COMPLETED FY02
89108	LIVE OAK SPORTS COMPLEX	4,097	4,097	0	0	0	0	0	0	0	0 COMPLETED FY06
89095	LOGAN GATE	48	48	0	0	0	0	0	0	0	0 COMPLETED FY02
89105	LUTZ LITTLE LEAGUE	91	91	0	0	0	0	0	0	0	0 COMPLETED FY 98
89085	MEDARD	30	30	0	0	0	0	0	0	0	0 COMPLETED FY02
89099	NORTHDALE PARK	501	501	0	0	0	0	0	0	0	0 COMPLETED FY 00
89103	NORTHSIDE LITTLE LEAGUE	99	99	0	0	0	0	0	0	0	0 COMPLETED FY 98
89101	NYE PARK	100	100	0	0	0	0	0	0	0	0 COMPLETED FY01
89098	OLD FORT KING TRAIL	3,385	3,385	0	0	0	0	0	0	0	0 COMPLETED FY05
89089	ORANGE GROVE	70	70	0	0	0	0	0	0	0	0 COMPLETED FY 99
89308	PLANT CITY SPORTS COMPLEX - LAND ACQ.	575	575	0	0	0	0	0	0	0	0 COMPLETED FY02
89106	REHABILITATE LIGHTING AT VARIOUS PARKS	200	200	0	0	0	0	0	0	0	0 COMPLETED FY01
89093	RUSKIN COMMON GOOD	50	50	0	0	0	0	0	0	0	0 COMPLETED FY02
89102	SOUTH MOBLEY PARK (PHASE II)	1,980	1,980	0	0	0	0	0	0	0	0 COMPLETED FY02

**COMMUNITY INVESTMENT TAX - PHASE I
PROJECTS SUMMARY SCHEDULE
(in thousands)**

PROJECT NUMBER	PROJECT TITLE	TOTAL EST COST	TOTAL PRIOR YRS	FY 09	FY 10	FY 11	FY 12	FY 13	TOTAL FY 09 - FY 13	FUTURE	COMMENTS
89092	THATCHER PARK	28	28	0	0	0	0	0	0	0	0 COMPLETED FY02
89097	TOWN N' COUNTRY LINEAR PARK EXTENSION	862	862	0	0	0	0	0	0	0	0 COMPLETED FY04
89088	UPPER TAMPA BAY PARK	85	85	0	0	0	0	0	0	0	0 COMPLETED FY 00
89096	UPPER TAMPA-BAY TRAIL-PHASE II	4,620	4,620	0	0	0	0	0	0	0	0 COMPLETED FY 04
89002	UPPER TAMPA-BAY TRAIL-PHASE IV	950	950	0	0	0	0	0	0	0	0
89090	WILDCAT CREEK	9	9	0	0	0	0	0	0	0	0 COMPLETED FY02
89087	WILDERNESS PARK	47	47	0	0	0	0	0	0	0	0 COMPLETED FY01
81999	UNALLOCATED FUNDS	4	4	0	0	0	0	0	0	0	0
TOTAL		\$25,180	\$25,180	\$0	\$0	\$0	\$0	\$0	\$0	\$0	
STORMWATER											
49292	127TH & MARJORY AVE OUTFALL	\$91	\$91	\$0	\$0	\$0	\$0	\$0	\$0	\$0	\$0 FUNDING SOURCE MOVED
49235	130TH AVE & 131ST AVE STORMSEWERS	53	53	0	0	0	0	0	0	0	0 COMPLETED FY 97
49234	145TH AVE. OUTFALL & GARLAND CT DRAINAGE	360	360	0	0	0	0	0	0	0	0 CANCELLED
49290	15TH ST & 127TH AVE OUTFALL	347	347	0	0	0	0	0	0	0	0 COMPLETED FY 00
49275	1ST ST SW & 18TH AVE SW DRAINAGE	228	228	0	0	0	0	0	0	0	0 COMPLETED FY 01
49291	56TH ST & PALM RIVER RD DRAINAGE	190	190	0	0	0	0	0	0	0	0 CANCELLED
49259	78TH ST & PALM RIVER RD. CULVERTS	27	27	0	0	0	0	0	0	0	0 COMPLETED FY 03
49272	ALLEGHENY DR CULVERTS	134	134	0	0	0	0	0	0	0	0 COMPLETED FY 00
49245	APOLLO BEACH RD DRAINAGE SYSTEM	11	11	0	0	0	0	0	0	0	0 COMPLETED FY 97
49200	APOLLO BEACH RD DRAINAGE-FLAMINGO RD	41	41	0	0	0	0	0	0	0	0 COMPLETED FY 01
49283	ARCHIE CREEK	833	833	0	0	0	0	0	0	0	0 COMPLETED FY 02
49284	BEARSS/DUCK POND STORMWATER COLLECTOR	0	0	0	0	0	0	0	0	0	0 COMPLETED FY 99
49269	BEL AIR AVE CULVERTS	164	164	0	0	0	0	0	0	0	0 COMPLETED FY 98
49267	BENTWOOD DR LAKE STRUCTURE	194	194	0	0	0	0	0	0	0	0 CANCELLED
49248	BLOOMINGDALE SECTION F UNDERDRAIN	226	226	0	0	0	0	0	0	0	0 CANCELLED
49257	BRAVES CT & TOMAHAWK TRIAL UNDERDRAIN	89	89	0	0	0	0	0	0	0	0 COMPLETED FY 01
49251	BROADWAY (CR 574) & WILLIAMS CULVERTS	62	62	0	0	0	0	0	0	0	0 COMPLETED FY 02
49251A	BROADWAY (CR 574) & WILLIAMS CULVERTS	52	52	0	0	0	0	0	0	0	0 COMPLETED FY 02
49270	BUNKER HILL CULVERTS	98	98	0	0	0	0	0	0	0	0 COMPLETED FY 03
49265	CALOOSA BLVD LAKE CONTROL STRUCTURES	149	149	0	0	0	0	0	0	0	0 CANCELLED
49246	CAMBRON RD UNDERDRAIN	67	67	0	0	0	0	0	0	0	0 COMPLETED FY 00
49262	CHELSEA ST DRAINAGE SYSTEM	73	73	0	0	0	0	0	0	0	0 CANCELLED
49287	CLAIR MEL CITY UNDERDRAIN	61	61	0	0	0	0	0	0	0	0 COMPLETED FY 98

**COMMUNITY INVESTMENT TAX - PHASE I
PROJECTS SUMMARY SCHEDULE
(in thousands)**

PROJECT NUMBER	PROJECT TITLE	TOTAL EST COST	TOTAL PRIOR YRS	FY 09	FY 10	FY 11	FY 12	FY 13	TOTAL FY 09 - FY 13	FUTURE	COMMENTS
49268	CLOISTER DR. CULVERTS	119	119	0	0	0	0	0	0	0	0 COMPLETED FY 01
49226	DEBUEL RD STORMSEWERS	4	4	0	0	0	0	0	0	0	0 COMPLETED FY 03
49230	DEERWOOD CR (WOODLANDS) UNDERDRAIN	78	78	0	0	0	0	0	0	0	0 COMPLETED FY 00
49285	DELANEY CREEK	67	67	0	0	0	0	0	0	0	0 COMPLETED FY 01
49274	DOMINO DR (FAIRMONT MHP) STORMSEWERS	288	288	0	0	0	0	0	0	0	0 COMPLETED FY 01
49277	DONNEYMOORE DR DRAINAGE SYSTEM	4	4	0	0	0	0	0	0	0	0 COMPLETED FY 01
49279	EAST LAKE BASIN	1	1	0	0	0	0	0	0	0	0 COMPLETED FY 00
49273	FORDHAM DR CULVERTS	0	0	0	0	0	0	0	0	0	0 CANCELLED
49288	GIBSONTON ON THE BAY DRAINAGE IMPROVEMENTS	110	110	0	0	0	0	0	0	0	0 CANCELLED
49288A	GIBSONTON ON THE BAY DRAINAGE IMPROVEMENTS	340	340	0	0	0	0	0	0	0	0 CANCELLED
49239	GUNLOCK AVE STORMSEWER	193	193	0	0	0	0	0	0	0	0 COMPLETED FY 01
49232	HAYNES RD (EAST OF MOHR) DRAINAGE	6	6	0	0	0	0	0	0	0	0 COMPLETED FY 03
49240	HIMES AVE & KIRBY ST DRAINAGE	117	117	0	0	0	0	0	0	0	0 COMPLETED FY 01
49240A	HIMES AVE & KIRBY ST DRAINAGE	116	116	0	0	0	0	0	0	0	0 COMPLETED FY 01
49258	JERSEY AVE & ALPINE DR DRAINAGE	99	99	0	0	0	0	0	0	0	0 COMPLETED FY 01
49276	LAKE HILLS DR CULVERTS & OUTFALL	165	165	0	0	0	0	0	0	0	0 COMPLETED FY 97
49289	LANGSTON & 12TH AVE OUTFALL	254	254	0	0	0	0	0	0	0	0 COMPLETED FY 99
49249	LEONARD DRIVE CULVERTS	42	42	0	0	0	0	0	0	0	0 CANCELLED
49249A	LEONARD DRIVE CULVERTS	32	32	0	0	0	0	0	0	0	0 CANCELLED
49294	LUTZ-LAKE FERN ROAD DRAINAGE	99	99	0	0	0	0	0	0	0	0 COMPLETED FY 98
49233	MAY ST OUTFALL	53	53	0	0	0	0	0	0	0	0 COMPLETED FY 99
49255	MCINTOSH CR & WESTMORE DRAINAGE	69	69	0	0	0	0	0	0	0	0 COMPLETED FY 99
49237	MEMORIAL HWY (W. OF GEORGE) UNDERDRAIN	9	9	0	0	0	0	0	0	0	0 COMPLETED FY 99
49293	MORRIS BRIDGE RD (VERGES) DRAINAGE	65	65	0	0	0	0	0	0	0	0 COMPLETED FY 01
49271	N. PEBBLE BEACH LAKE CONTROL STRUCTURES	174	174	0	0	0	0	0	0	0	0 COMPLETED FY 97
49236	OAKVISTA UNDERDRAIN	44	44	0	0	0	0	0	0	0	0 COMPLETED FY 99
49241	OCCIDENT ST CULVERTS	222	222	0	0	0	0	0	0	0	0 COMPLETED FY 03
49260	ORIENT RD DRAINAGE	5	5	0	0	0	0	0	0	0	0 COMPLETED FY 99
49244	PALM RIVER/LIMETREE RD DRAINAGE	0	0	0	0	0	0	0	0	0	0 COMPLETED FY 01
49243	PARK DRIVE OUTFALL	122	122	0	0	0	0	0	0	0	0 COMPLETED FY 01
49242	PAT ACRES SUBDIVISION DRAINAGE	0	0	0	0	0	0	0	0	0	0 CANCELLED
49264	PEBBLE BEACH BLVD LAKE CONTROL STRUCTURES	108	108	0	0	0	0	0	0	0	0 COMPLETED FY 01
49282	PEMBERTON CREEK	204	204	0	0	0	0	0	0	0	0 COMPLETED FY 02

**COMMUNITY INVESTMENT TAX - PHASE I
PROJECTS SUMMARY SCHEDULE
(in thousands)**

PROJECT NUMBER	PROJECT TITLE	TOTAL EST COST	TOTAL PRIOR YRS	FY 09	FY 10	FY 11	FY 12	FY 13	TOTAL FY 09 - FY 13	FUTURE	COMMENTS
49253	RIDEIN RD RIDEOUT RD CULVERTS	0	0	0	0	0	0	0	0	0	0 COMPLETED FY 03
49278	ROCKY/BRUSHY CREEK BASIN	138	138	0	0	0	0	0	0	0	0 CANCELLED
47246	SHADOW RUN IMPROVEMENTS	0	0	0	0	0	0	0	0	0	0 COMPLETED FY 03
49296	SMI LOWER SWEETWATER CRK-ROCKY CRK	639	639	0	0	0	0	0	0	0	0 CANCELLED
41042	SMI SWEETWATER CREEK	0	0	0	0	0	0	0	0	0	0 COMPLETED FY 98
49280	SMI SWEETWATER CREEK-HANLEY RD	107	107	0	0	0	0	0	0	0	0 COMPLETED FY 00
49286	STORMWATER PUMPING STATIONS	129	129	0	0	0	0	0	0	0	0 COMPLETED FY 03
49263	SUMMITVIEW DR DRAINAGE SYSTEM	53	53	0	0	0	0	0	0	0	0 COMPLETED FY 00
47269	SUN CITY AREA PHASE III	0	0	0	0	0	0	0	0	0	0 COMPLETED FY 03
49295	SUN LAKE SUBDIVISION UNDERDRAIN	0	0	0	0	0	0	0	0	0	0 COMPLETED FY 03
49261	SUNNYHILL DRAINAGE	0	0	0	0	0	0	0	0	0	0 COMPLETED FY 99
49254	TIDEWATER TRAIL CULVERTS	0	0	0	0	0	0	0	0	0	0 COMPLETED FY 03
47288	USF AREA PHASE I IMPROVEMENTS	0	0	0	0	0	0	0	0	0	0 COMPLETED FY 02
47289	USF AREA PHASE II S/W IMPROVEMENTS	0	0	0	0	0	0	0	0	0	0 COMPLETED FY 03
49266	VALLEY FORGE CULVERTS	267	267	0	0	0	0	0	0	0	0 COMPLETED FY 02
49238	WEST KNOX ST UNDERDRAIN	0	0	0	0	0	0	0	0	0	0 COMPLETED FY 98
49231	WILDER & SAM ALLEN DRAINAGE	14	14	0	0	0	0	0	0	0	0 COMPLETED FY 99
49228	WILLIAMS RD & CIRCLE S DRAINAGE	65	65	0	0	0	0	0	0	0	0 COMPLETED FY 99
49229	WILLIAMS RD (N OF I-4) CULVERTS	0	0	0	0	0	0	0	0	0	0 CANCELLED
47303	WILLIAMS RD LYNN TO LINEBAUGH	0	0	0	0	0	0	0	0	0	0 COMPLETED FY 01
49247	WINDEMERE & REINDEER RD DRAINAGE	270	270	0	0	0	0	0	0	0	0 CANCELLED
49256	WINDHORST & WINDSOR CT DRAINAGE	156	156	0	0	0	0	0	0	0	0 FUNDING SOURCE MOVED
49250	WINSTON PARK STORM SEWERS	864	864	0	0	0	0	0	0	0	0 FUNDING SOURCE MOVED
49252	WISHING WELL, PH I & II CULVERTS	57	57	0	0	0	0	0	0	0	0 FUNDING SOURCE MOVED
49227	YULE LN AND TUPELO CULVERTS	20	20	0	0	0	0	0	0	0	0 FUNDING SOURCE MOVED
TOTAL		\$9,537	\$9,537	\$0	\$0	\$0	\$0	\$0	\$0	\$0	
TRANSPORTATION											
69304	BALM RIVERVIEW @ BOYETTE RD	\$147	\$147	\$0	\$0	\$0	\$0	\$0	\$0	\$0	\$0 COMPLETED FY 03
69305	CHANNELIZATION OF COUNTYWIDE TRAFFIC	860	860	0	0	0	0	0	0	0	0 COMPLETED FY 07
69500	CIT CONSOL SIDEWALK CONSTRUCTION PROJECT	2,161	2,161	0	0	0	0	0	0	0	0 COMPLETED FY 03
69300	CIT PROJECT INTERSECTIONS - PH 3	4	4	0	0	0	0	0	0	0	0 COMPLETED FY 03
69501	CIT SIDEWALKS FY02	890	890	0	0	0	0	0	0	0	0 COMPLETED FY 03

**COMMUNITY INVESTMENT TAX - PHASE I
PROJECTS SUMMARY SCHEDULE
(in thousands)**

PROJECT NUMBER	PROJECT TITLE	TOTAL EST COST	TOTAL PRIOR YRS	FY 09	FY 10	FY 11	FY 12	FY 13	TOTAL FY 09 - FY 13	FUTURE	COMMENTS
69106	GUNN HIGHWAY (EHRlich RD.-SOUTH MOBLEY	9,106	9,106	0	0	0	0	0	0	0	
69303	GUNN HWY @ TARPON SPRINGS ROAD	69	69	0	0	0	0	0	0	0	COMPLETED FY 03
GTE03024	HARTLINE TRANSIT VEHICLES PROGR.	3,314	3,314	0	0	0	0	0	0	0	COMPLETED FY 98
69346	INT 78TH ST AND SR 60 ADAMO DR	80	80	0	0	0	0	0	0	0	COMPLETED FY 03
69347	INT APOLLO BEACH BLVD & US 41	61	61	0	0	0	0	0	0	0	COMPLETED FY 03
69329	INT BB DOWNS/LK FOREST	187	187	0	0	0	0	0	0	0	COMPLETED FY 99
69315	INT BEARSS/LAKE MAGDALENE	26	26	0	0	0	0	0	0	0	COMPLETED FY 03
69327	INT B-SHOALS/ROSEMEAD	98	98	0	0	0	0	0	0	0	COMPLETED FY 99
69330	INT DALE MABRY/HAMILTON	24	24	0	0	0	0	0	0	0	COMPLETED FY 99
69326	INT DURANT/DOVER/LITTLE	9	9	0	0	0	0	0	0	0	COMPLETED FY 99
63027	INT GUNN HY/RACETRACK RD	1,633	1,633	0	0	0	0	0	0	0	COMPLETED FY 03
69351	INT HANLEY RD & WATERS AVE	406	406	0	0	0	0	0	0	0	COMPLETED FY 03
69353	INT LIVINGSTON AVE AND NEWBERGER RD	805	805	0	0	0	0	0	0	0	COMPLETED FY 03
69316	INT LUTZ LAKE FERN RD/SUNLAKE BLVD	178	178	0	0	0	0	0	0	0	COMPLETED FY 03
69336	INT MCMULLEN RD/TUCKER RD LEFT TURN LANE	64	64	0	0	0	0	0	0	0	COMPLETED FY 03
69328	INT OAKFIELD/VONDERBURG	70	70	0	0	0	0	0	0	0	COMPLETED FY 99
69331	INT PALM RIV DR/US 301	197	197	0	0	0	0	0	0	0	COMPLETED FY 99
69306	INT RACETRACK RD/TWIN BRANCH ACRES RD	387	387	0	0	0	0	0	0	0	COMPLETED FY 03
69332	INT SABAL IND PK/US301	153	153	0	0	0	0	0	0	0	COMPLETED FY 99
69333	INT SAVARESE BL/WATERS	24	24	0	0	0	0	0	0	0	COMPLETED FY 99
69337	INTERCONNECT SABAL BLV/US301 TRAFFIC SIG	69	69	0	0	0	0	0	0	0	COMPLETED FY 99
69335	INTERSECT CROSSTOWN XWAY/FALKENBURG ROAD	144	144	0	0	0	0	0	0	0	COMPLETED FY 03
69339	INTERSECT KINGS AV/CHIPPENHAM BLVD	25	25	0	0	0	0	0	0	0	COMPLETED FY 03
69338	INTERSECT ZAMBITO RD REALIGN/SIGNAL	826	826	0	0	0	0	0	0	0	COMPLETED FY 03
69313	INTERSECTION CASEY & GUNN (CIT)	282	282	0	0	0	0	0	0	0	COMPLETED FY 03
69312	INTERSECTION GRADY AV/WATERS AV	52	52	0	0	0	0	0	0	0	COMPLETED FY 03
69309	INTERSECTION GUNN HWY/KEYSTONE PARK ENTR	129	129	0	0	0	0	0	0	0	COMPLETED FY 03
69311	INTERSECTION HABANA AV/WATERS AV	4	4	0	0	0	0	0	0	0	COMPLETED FY 03
63128	INTERSECTION LITHIA-PINECREST/BRYAN RD	1,854	1,854	0	0	0	0	0	0	0	COMPLETED FY 03
69310	INTERSECTION LOIS AV/WATERS AV	23	23	0	0	0	0	0	0	0	COMPLETED FY 03
69307	INTERSECTION MASTER PLAN	150	150	0	0	0	0	0	0	0	COMPLETED FY 03
69452	INTERSECTION PROGRAM PRIORITIZATION	34	34	0	0	0	0	0	0	0	COMPLETED FY 03
69308	INTERSECTION TURKEY CRK RD/WALDEN LK SCH	10	10	0	0	0	0	0	0	0	COMPLETED FY 03
69101	PROVIDENCE & PROVIDENCE LAKES TURN LANE	43	43	0	0	0	0	0	0	0	COMPLETED FY 97
69449	PROVIDENCE RD Ph I (PROVIDENCE RIDGE TO LUMSDEN)	0	0	0	0	0	0	0	0	0	COMPLETED FY 00 FUNDING MOVED
69450	PROVIDENCE RD Ph II (LUMSDEN TO FEEDER RD)	0	0	0	0	0	0	0	0	0	COMPLETED FY 00 FUNDING MOVED
69451	PROVIDENCE RD Ph III (BLMGDLE-PROV RDG)	3,276	3,276	0	0	0	0	0	0	0	COMPLETED FY 03
6103N	PROVIDENCE ROAD CORRIDOR (N OF LUMSDEN)	24	77	-53	0	0	0	0	-53	0	COMPLETED FY 00

**COMMUNITY INVESTMENT TAX - PHASE I
PROJECTS SUMMARY SCHEDULE
(in thousands)**

PROJECT NUMBER	PROJECT TITLE	TOTAL EST COST	TOTAL PRIOR YRS	FY 09	FY 10	FY 11	FY 12	FY 13	TOTAL FY 09 - FY 13	FUTURE	COMMENTS
69420	SIDEWALK LITHI-PINECREST BLOOM/REGAL RDG	83	83	0	0	0	0	0	0	0	COMPLETED FY 03
69434	SIDEWALK LOWELL RD FOUR OAKS/CASEY	83	83	0	0	0	0	0	0	0	COMPLETED FY 03
69408	SIDEWALK PROGRAM P D & E 97-02	205	205	0	0	0	0	0	0	0	COMPLETED FY 03
69426	SIDEWALK VALRICO RD SR 60/CROSBY	69	69	0	0	0	0	0	0	0	COMPLETED FY 03
69436	SIDEWALK WAYNE SIMMS/GUNN	66	66	0	0	0	0	0	0	0	COMPLETED FY 03
69418	SIDEWALK WHEELER ROAD PARSONS /KINGSWAY	44	44	0	0	0	0	0	0	0	COMPLETED FY 03
69419	SIDEWALK WINDHORST TAYLOR/KINGSWAY	62	62	0	0	0	0	0	0	0	COMPLETED FY 03
69334	SIGNAL CROSSTOWN XWAY/FALKENBURG ROAD	216	216	0	0	0	0	0	0	0	COMPLETED FY 03
69100	STUDIES: TRANSPORTATION FOR GREATER BRANDON	8	8	0	0	0	0	0	0	0	COMPLETED FY 98
63907	TURN LANES WALKER MID SCH/N MOBLEY RD	41	41	0	0	0	0	0	0	0	COMPLETED FY 03
69302	WILLIAMS RD @ OLD SAWMILL RD INTERSECT'N	53	53	0	0	0	0	0	0	0	COMPLETED FY 03
TOTAL		\$51,983	\$52,036	-\$53	\$0	\$0	\$0	\$0	-\$53	\$0	
<u>WATER SERVICES</u>											
39152	APOLLO BEACH BOULEVARD WATER MAIN	\$389	\$389	\$0	\$0	\$0	\$0	\$0	\$0	\$0	COMPLETED FY02
39155	APRIL LANE WATER MAIN	35	35	0	0	0	0	0	0	0	COMPLETED FY03
19115	ASR FACILITY S/C RW SYSTEM (TECO BB TEST WELL)	14	14	0	0	0	0	0	0	0	COMPLETED FY06
19115A	ASR FACILITY S/C RW SYSTEM (TECO BB TEST WELL)	500	500	0	0	0	0	0	0	0	COMPLETED FY06
39145	BELL SHOALS WM EXTENSION	94	94	0	0	0	0	0	0	0	COMPLETED FY 01
19112	BROADWAY RW TM (AUTONATIONS)	4	4	0	0	0	0	0	0	0	COMPLETED FY 99
39138	BYERS DRIVE WATER MAIN	0	0	0	0	0	0	0	0	0	CANCELLED
19718	CAIN ROAD RWTM	0	0	0	0	0	0	0	0	0	CANCELLED
19118	CAMELOT WOODS DRY-LINE SUBDIVISION CONNECTION	276	276	0	0	0	0	0	0	0	COMPLETED FY 01
39137	CARROLLWOOD SPRING BLVD WM INTERCONNECT	25	25	0	0	0	0	0	0	0	COMPLETED FY 99
19128	CARROLLWOOD SPRINGS RWTM	239	239	0	0	0	0	0	0	0	COMPLETED FY00
19127	CASEY ROAD RWTM	258	258	0	0	0	0	0	0	0	COMPLETED FY 00
19126	COUNTYWIDE WASTEWATER RETROFIT EXPANSION	2	2	0	0	0	0	0	0	0	CANCELLED
19125	COUNTYWIDE WW PUMP STATION'S TELEMETRY SYSTEM	115	115	0	0	0	0	0	0	0	
39126	CR 579 WATER MAIN INTERCONNECTS	217	217	0	0	0	0	0	0	0	COMPLETED FY 99
19014	DALE MABRY	78	78	0	0	0	0	0	0	0	COMPLETED FY 04
39139	EHRLICH RD WATER MAIN INTERCONNECTS - B1	40	40	0	0	0	0	0	0	0	COMPLETED FY 99
19119	EMERALD CREEK DRY-LINE SUBDIVISION CONNECTION	159	159	0	0	0	0	0	0	0	COMPLETED FY 01
39158	FUTURE ACQUISITION OF WATER/WASTEWATER UTILITY SYSTEMS	6,701	6,701	0	0	0	0	0	0	0	
19641	GUNN HWY/VAN DYKE ROAD RWTM	18	18	0	0	0	0	0	0	0	COMPLETEDFY00
19641A	GUNN HWY/VAN DYKE ROAD RWTM	701	701	0	0	0	0	0	0	0	COMPLETEDFY00
19116	HAMMOCK WOODS UNIT II DRY-LINE SUBDIVISION CONNECTION	0	0	0	0	0	0	0	0	0	CANCELLED
19113	HC SCHOOLS RW TM EXTENSIONS	209	209	0	0	0	0	0	0	0	COMPLETED FY 00

**COMMUNITY INVESTMENT TAX - PHASE I
PROJECTS SUMMARY SCHEDULE
(in thousands)**

PROJECT NUMBER	PROJECT TITLE	TOTAL EST COST	TOTAL PRIOR YRS	FY 09	FY 10	FY 11	FY 12	FY 13	TOTAL FY 09 - FY 13	FUTURE	COMMENTS
39112	WIMAUMA WATER SYSTEM-PHASE III	2,150	2,150	0	0	0	0	0	0	0	COMPLETED FY06
	TOTAL	\$30,565	\$30,565	\$0	\$0	\$0	\$0	\$0	\$0	\$0	
	TOTAL PLANNED EXPENDITURES	\$194,485	\$192,842	\$62	\$1,570	\$10	\$0	\$0	\$1,642	\$0	
	REIMBURSEMENTS	\$48	\$48	\$0	\$0	\$0	\$0	\$0	\$0	\$0	
	RESERVE COURT FACILITIES 99 BONDS	1,565	1,565	0	0	0	0	0	0	0	
	RESERVE & ALLOWANCES	8,059	8,701	938	-1,570	-10	0	0	-642	0	
	TOTAL INITIAL 73 MONTH COMMUNITY INVESTMENT TAX PROGRAM	\$204,156	\$203,156	\$1,000	\$0	\$0	\$0	\$0	\$1,000	\$0	

COMMUNITY INVESTMENT TAX - PHASE II
SOURCES AND USES SUMMARY
(in thousands)

	ALL YEARS BUDGET FY 08(a)	FY 09	FY 10	FY 11	FY 12	FY 13	TOTAL FY 09 - FY 13	TOTAL CIT II
<u>SOURCES</u>								
Transfers from Sales Tax Fund	\$157,580	\$0	\$0	\$0	\$0	\$0	\$0	\$157,580
Transfers from Sales Tax Fd for Debt Svc.	70,020	0	0	0	0	0	0	\$70,020
Total Transfers	227,599	0	0	0	0	0	0	227,599
Debt Proceeds	262,951	0	0	0	0	0	0	262,951
Total Including Debt Proceeds	490,550	0	0	0	0	0	0	490,550
Miscellaneous	7,490	0	0	0	0	0	0	\$7,490
Total Sources	\$498,040	\$0	\$0	\$0	\$0	\$0	\$0	\$498,040
<u>USES</u>								
Fire Services	\$12,496	\$0	\$0	\$0	\$0	\$0	\$0	\$12,496
Govt. Facilities	133,138	0	0	0	0	0	0	133,138
Libraries	10,146	0	0	0	0	0	0	10,146
Parks	32,346	0	0	0	0	0	0	32,346
Transportation	210,228	0	0	0	0	0	0	210,228
Water Services	9,200	0	0	0	0	0	0	9,200
Subtotal	\$407,555	\$0	\$0	\$0	\$0	\$0	\$0	\$407,555
Short Term	23,061	900	0	0	0	0	900	23,961
Jail	23,897	0	0	0	0	0	0	23,897
Stormwater	11,490	0	0	0	0	0	0	11,490
Transportation	11,571	0	0	0	0	0	0	11,571
Reserves	20,465	(900)	0	0	0	0	(900)	19,564
Total Uses	\$498,040	\$0	\$0	\$0	\$0	\$0	\$0	\$498,040

(a) As of 03/31/08

**COMMUNITY INVESTMENT TAX - PHASE II
PROJECTS SUMMARY SCHEDULE**
(in thousands)

PROJECT NUMBER	PROJECT TITLE	PROJECT COST	TOTAL PRIOR YRS	FY 09	FY 10	FY 11	FY 12	FY 13	TOTAL FY 09 - FY 13	FUTURE	COMMENTS
C69349	BIG BEND AND US 41 INTERSECTION	26	26	0	0	0	0	0	0	0	COMPLETED FY 04
C69104	BOYETTE RD (US301 - BELL SHOALS)	8,825	8,825	0	0	0	0	0	0	0	
C69123	BOYETTE RD CONSTRUCTION (BALM RVRVIEW-DONNEymoOR)	10,374	9,574	800	0	0	0	0	800	0	
C69124	BOYETTE RD CONSTRUCTION (DONNEymoOR-BELL SHOALS)	1,500	2,300	(800)	0	0	0	0	(800)	0	COMPLETED FY 05
C69122	BOYETTE RD CONSTRUCTION (US301 - BALM RVRVIEW)	3,908	3,908	0	0	0	0	0	0	0	
C69105	BRANDON MAIN STREET PROJECT - PAULS DR	6,427	6,427	0	0	0	0	0	0	0	COMPLETED FY 06
C61044	BRUCE B.DOWNS PH I (I-75 - REGENTS PARK)	7,337	7,337	0	0	0	0	0	0	0	
C61044A	BRUCE B.DOWNS PH I (I-75 - REGENTS PARK) -TEE23123	3,517	3,517	0	0	0	0	0	0	0	COMPLETED FY 07
C69220	CARRUTHERS RD OVER TURKEY CREEK	295	295	0	0	0	0	0	0	0	COMPLETED FY 06
C69340	CHANNELIZATION OF TRAFFIC CIT FY 03	240	240	0	0	0	0	0	0	0	
C69341	CHANNELIZATION OF TRAFFIC CIT FY 04	240	240	0	0	0	0	0	0	0	
C69342	CHANNELIZATION OF TRAFFIC CIT FY 05	240	240	0	0	0	0	0	0	0	
C69343	CHANNELIZATION OF TRAFFIC CIT FY 06	276	276	0	0	0	0	0	0	0	CANCELLED
C69344	CHANNELIZATION OF TRAFFIC CIT FY 07	240	240	0	0	0	0	0	0	0	COMPLETED FY 03
C69200	CIT ALLOC PROJECT FUNDS BRIDGES	41	41	0	0	0	0	0	0	0	COMPLETED FY 05
C69502	CIT PHASE II SIDEWALKS FY 03	325	325	0	0	0	0	0	0	0	
C69116	CITRUS PARK COMM PLAN GUNN & EHRlich	1,000	1,000	0	0	0	0	0	0	0	COMPLETED FY 03
C69358	CITRUS PARK DRIVE AND COUNTRYWAY INTERSECTION	1,600	1,600	0	0	0	0	0	0	0	COMPLETED FY 07
C69206	CR 579 OVER LITTLE MANATEE RIVER	281	281	0	0	0	0	0	0	0	COMPLETED FY 03
C69205	CR 579 OVER LTL MANATEE RIVER/S.FORK	309	309	0	0	0	0	0	0	0	
C69204	CR 672 OVER HURRAH CREEK	322	322	0	0	0	0	0	0	0	COMPLETED FY 05
C63000	CRITICAL ACCIDENT MITIGATION - INTERSECTIONS	1,027	1,027	0	0	0	0	0	0	0	CANCELLED
C69217	DURANT RD OVER BRANCH OF TURKEY CREEK	516	516	0	0	0	0	0	0	0	COMPLETED FY 07
C69215	EAST BAY ROAD OVER BULLFROG CREEK	2,070	2,070	0	0	0	0	0	0	0	
C69218	EAST KEYSVILLE RD OVER WEST BRANCH	339	339	0	0	0	0	0	0	0	COMPLETED FY 03
C69209	EAST SLIGH OVER ABANDONED CSX ROW	2,028	2,028	0	0	0	0	0	0	0	
C69222	FAIRWAY BLVD. OVER FLAMINGO CANAL BRDGE	1,900	1,900	0	0	0	0	0	0	0	
C69350	FLETCHER AVE./HIDDEN RIVER/M. BRDGE INT.	84	84	0	0	0	0	0	0	0	COMPLETED FY 05
C69216	GRANGE HALL LOOP OVER LTL MANATEE RIVER	391	391	0	0	0	0	0	0	0	COMPLETED FY 04
C69351	HANLEY RD & WATERS AVE	2,595	3,833	(1,238)	0	0	0	0	(1,238)	0	COMPLETED FY 07
C69317	HESPERIDES ST & SLIGH AVE INTERSECTION	160	160	0	0	0	0	0	0	0	COMPLETED FY 04
C69210	HUDSON LN OVER SWEETWATER CREEK	99	99	0	0	0	0	0	0	0	CANCELLED
C69109	INTELL TRANSP SYST DEVICE DEPLOYMENT	600	600	0	0	0	0	0	0	0	COMPLETED FY 05
C69108	INTELLIGENT TRANSPORT SYSTEM STUDIES	1,900	1,900	0	0	0	0	0	0	0	
C69219	JAMESON RD OVER ALAFIA RIVER/S.PRONG	85	85	0	0	0	0	0	0	0	COMPLETED FY 04
C69207	KNIGHTS GRIFFIN RD OVER FLINT CREEK	2,480	2,480	0	0	0	0	0	0	0	CANCELLED
C69352	LAKE CARROLL WAY/SR 597 (D. MABRY) INT.	66	66	0	0	0	0	0	\$0	\$0	CANCELED FY 07

COMMUNITY INVESTMENT TAX - PHASE II
PROJECTS SUMMARY SCHEDULE
(in thousands)

PROJECT NUMBER	PROJECT TITLE	PROJECT COST	TOTAL PRIOR YRS	FY 09	FY 10	FY 11	FY 12	FY 13	TOTAL FY 09 - FY 13	FUTURE	COMMENTS
C69357	LAKESHORE & VAN DYKE INTER. PHASE II	93	93	0	0	0	0	0	0	0	CANCELLED
C69318	LAKESHORE RD & VAN DYKE INTERSECTION	100	100	0	0	0	0	0	0	0	COMPLETED FY 04
C69201	LITHIA PINECREST OVER ALAFIA RIV/S.PRONG	1,701	463	1,238	0	0	0	0	1,238	0	CANCELLED
C69113	LUMSDEN RD (PROVIDENCE - PAULS DR)	1,416	1,416	0	0	0	0	0	0	0	COMPLETED FY 07
C69212	MEMORIAL HWY OVER DICK CREEK	2,512	2,512	0	0	0	0	0	0	0	CANCELLED
C69314	NEIGHBORHOOD TRAFFIC CALMING FY03 (CIT)	325	325	0	0	0	0	0	0	0	Cancelled FY 03
C69320	NEIGHBORHOOD TRAFFIC CALMING FY04 (CIT)	800	800	0	0	0	0	0	0	0	COMPLETED FY 07
C69321	NEIGHBORHOOD TRAFFIC CALMING FY05 (CIT)	800	800	0	0	0	0	0	0	0	COMPLETED FY 08
C69322	NEIGHBORHOOD TRAFFIC CALMING FY06 (CIT)	1,705	1,705	0	0	0	0	0	0	0	
C69323	NEIGHBORHOOD TRAFFIC CALMING FY07 (CIT)	800	800	0	0	0	0	0	0	0	
C69324	NEIGHBORHOOD TRAFFIC CALMING FY08 (CIT)	800	800	0	0	0	0	0	0	0	COMPLETED FY 07
C69208	OLD BIG BEND OVER BULLFROG CREEK	96	96	0	0	0	0	0	0	0	
C69111	PARSONS AVE (SR 60 - OAKFIELD)	1,500	1,500	0	0	0	0	0	0	0	COMPLETED FY 04
C69041	PAVEMENT TREATMENT PROGRAM FY 04	3,495	3,495	0	0	0	0	0	0	0	COMPLETED FY 06
C69042	PAVEMENT TREATMENT PROGRAM FY 05	2,550	2,550	0	0	0	0	0	0	0	
C69043	PAVEMENT TREATMENT PROGRAM FY 06	3,032	3,032	0	0	0	0	0	0	0	CANCELLED
C69044	PAVEMENT TREATMENT PROGRAM FY 07	3,500	3,500	0	0	0	0	0	0	0	COMPLETED FY 08
C69045	PAVEMENT TREATMENT PROGRAM FY 08	1,650	1,650	0	0	0	0	0	0	0	
C69110	RACE TRACK RD (HILLSBOROUGH - S MOBLEY)	15,000	15,000	0	0	0	0	0	0	0	COMPLETED FY 03
C69119	RACE TRACK RD CONSTRUCTION (CNTRYWAY-S. MOBLEY)	14,662	14,662	0	0	0	0	0	0	0	COMPLETED FY 05
C69118	RACE TRACK RD CONSTRUCTION (DOUGLAS-LINEBAUGH)	6,505	6,505	0	0	0	0	0	0	0	
C69121	RACE TRACK RD CONSTRUCTION (HILLS-DOUGLAS)	3,461	3,461	0	0	0	0	0	0	0	CANCELLED
C69120	RACE TRACK RD CONSTRUCTION (LINEBAUGH-CNTRYWAY)	9,405	9,405	0	0	0	0	0	0	0	COMPLETED FY 05
C69213	RACE TRACK RD OVER DOUBLE BRANCH CREEK	2	2	0	0	0	0	0	0	0	
C69040	ROAD RESURFACING FY 03	1,723	1,723	0	0	0	0	0	0	0	
C69506	SIDEWALK RETROFIT CONST FY07	2,700	2,700	0	0	0	0	0	0	0	COMPLETED FY 05
C69507	SIDEWALK RETROFIT CONST FY08	1,200	1,200	0	0	0	0	0	0	0	
C69503	SIDEWALK RETROFIT CONSTRUCTION FY04	1,400	1,400	0	0	0	0	0	0	0	COMPLETED FY 04
C69504	SIDEWALK RETROFIT CONSTRUCTION FY05	1,200	1,200	0	0	0	0	0	0	0	COMPLETED FY 06
C69505	SIDEWALK RETROFIT CONSTRUCTION FY06	1,483	1,483	0	0	0	0	0	0	0	
C61029	SLIGH AVE EXTENSION/VANDBURG AIRPORT	28	28	0	\$0	\$0	\$0	\$0	0	0	
C61029A	SLIGH AVE EXTENSION/VANDBURG AIRPORT -- TEE23114	492	492	0	0	0	0	0	0	0	
C69203	SOUTH CR 39 OVER ALAFIA RIVER	3,394	3,394	0	0	0	0	0	0	0	CANCELLED
C69202	SOUTH CR 39 OVER LTL MANATEE RIVER	2,653	2,653	0	0	0	0	0	0	0	COMPLETED FY 08
C69214	SYMMES RD OVER BULLFROG CREEK	2,043	2,043	0	0	0	0	0	0	0	COMPLETED FY 04
C69107	TRAFFIC MANAGEMENT CENTER	7,500	7,500	0	0	0	0	0	0	0	
C69114	TRANSPORTATION CORRIDOR STUDY (CIT)	794	794	0	0	0	0	0	0	0	COMPLETED FY 08
C69421	TRANSPORTATION PRIORITY SDWLKS FY02 CIT2	2,717	2,717	0	0	0	0	0	0	0	COMPLETED FY 05

**COMMUNITY INVESTMENT TAX - PHASE II
PROJECTS SUMMARY SCHEDULE**
(in thousands)

PROJECT NUMBER	PROJECT TITLE	PROJECT COST	TOTAL PRIOR YRS	FY 09	FY 10	FY 11	FY 12	FY 13	TOTAL FY 09 - FY 13	FUTURE	COMMENTS
C69117	TWN N CNTRY COMM PLAN PAULA/AMBASSADOR	3,800	3,800	0	0	0	0	0	0	0	COMPLETED FY 07
C69211	WEBB RD OVER SWEETWATER CREEK/CHANNEL G	1,823	1,823	0	0	0	0	0	0	0	COMPLETED FY 07
	TOTAL	\$210,228	\$210,228	\$0	\$0	\$0	\$0	\$0	\$0	\$0	
<u>WATER SERVICES</u>											
C39153	CARROLLWOOD WATER FRANCHISE ACQUISITION	3,100	3,100	0	0	0	0	0	0	0	COMPLETED FY 04
C39158	FUTURE ACQUISITION OF WATER/WW UTILITY SYS	5,244	5,244	0	0	0	0	0	0	0	
C39154	LAKE GRADY WATER SYSTEM	856	856	0	0	0	0	0	0	0	COMPLETED FY 04
	TOTAL	\$9,200	\$9,200	\$0	\$0	\$0	\$0	\$0	\$0	\$0	
<u>DEBT SERVICE</u>											
	Short Term	\$23,961	\$23,061	\$900	\$0	\$0	\$0	\$0	\$900	\$0	
	Long Term:										
	Jail (a)	23,897	23,897	0	0	0	0	0	0	0	
	Stormwater	11,490	11,490				0	0	0	0	
	Transportation	11,571	11,571	0	0	0	0	0	0	0	
	TOTAL PLANNED EXPENDITURES	\$478,475	\$477,575	\$900	\$0	\$0	\$0	\$0	\$900	\$0	
<u>RESERVES:</u>											
	COST ESCALATION	\$8,007	\$8,007	\$0	\$0	\$0	\$0	\$0	\$0	\$0	
	RESERVE & ALLOWANCES	11,556	12,458	(900)	0	0	0	0	(900)	0	
	TOTAL COMMUNITY INVESTMENT TAX PROGRAM PHASE II	\$498,040	\$498,040	\$0	\$0	\$0	\$0	\$0	\$0	\$0	

(a) Includes financing for C90405 and C90406.

COMMUNITY INVESTMENT TAX - PHASE III
SOURCES AND USES SUMMARY
(in thousands)

	ALL YEARS BUDGET FY 08 (a)	FY 09	FY 10	FY 11	FY 12	FY 13	TOTAL FY 09 - FY 13	Future (b)	TOTAL CIT III
<u>SOURCES</u>									
Transfers from Sales Tax Fund	\$12,091	\$19,587	\$35,511	\$39,727	\$44,166	\$48,852	\$187,842	\$177,871	\$377,804
Transfers from Sales Tax Fd. for Debt Service	22,600	26,957	27,708	27,721	27,730	27,721	137,837	83,353	243,790
Total Transfers	34,691	46,544	63,219	67,448	71,896	76,572	325,679	261,223	621,594
Debt Proceeds	317,449	21,824	-1,854	-18,695	-40,120	-48,851	-87,696	-137,870	91,884
Total Including Debt Proceeds	352,140	68,369	61,364	48,753	31,776	27,721	237,983	123,353	713,478
Miscellaneous	-129	0	0	0	0	0	0	0	-129
Total Sources	\$352,012	\$68,369	\$61,364	\$48,753	\$31,776	\$27,721	\$237,983	\$123,353	\$713,349
<u>USES</u>									
Govt. Facilities	\$84,480	\$2,733	\$60	\$0	\$0	\$0	\$2,793	\$0	\$87,273
Libraries	2,000	0	0	0	0	0	0	0	2,000
Parks	20,332	492	2,063	1,681	0	0	4,236	0	24,568
Stormwater	27,394	12,588	11,757	8,375	3,046	0	35,766	0	63,161
Transportation	182,337	20,011	15,376	7,876	0	0	43,263	0	225,600
Water Services	6,500	0	0	0	0	0	0	0	6,500
Subtotal	\$323,044	\$35,824	\$29,256	\$17,932	\$3,046	\$0	\$86,058	\$0	\$409,103
Debt Service:									
Short Term	2,150	0	0	0	0	0	0	0	2,150
Jail	2,328	3,494	3,512	3,513	3,513	3,513	17,545	10,527	30,400
Stormwater	2,276	3,420	3,508	3,513	3,513	3,513	17,467	10,611	30,355
Transportation	2,533	3,807	3,893	3,901	3,910	3,901	19,412	11,833	33,778
Series 2007 CIT Rev Bonds (Transportation)	15,109	16,236	16,794	16,794	16,794	16,794	83,412	50,382	148,904
Reserves	4,572	5,588	4,400	3,100	1,000	0	14,088	40,000	58,660
Total Uses	\$352,012	\$68,369	\$61,364	\$48,753	\$31,776	\$27,721	\$237,983	\$123,353	\$713,349

(a) As of 03/31/08

(b) FY 14 - FY16

**COMMUNITY INVESTMENT TAX - PHASE III
PROJECTS SUMMARY SCHEDULE
(in thousands)**

PROJECT NUMBER	PROJECT TITLE	TOTAL EST COST	TOTAL PRIOR YRS	FY 09	FY 10	FY 11	FY 12	FY 13	TOTAL FY 09 - FY 13	FUTURE	COMMENTS
GOVERNMENT FACILITIES											
C77721	CHILDREN'S SVCS CAMPUS ENHANCEMENTS	\$4,000	\$3,370	\$620	\$10	\$0	\$0	\$0	\$630	\$0	
C79136	E CNTY COURT REDEVELOP/REGIONAL SVC CNTR	11,800	11,800	0	0	0	0	0	0	0	
C70058	FALKENBURG RD JAIL EXPANSION PH VI	31,700	31,700	0	0	0	0	0	0	0	
C79143	FALKENBURG RD JAIL EXPANSION PH VII	34,300	33,225	1,050	25	0	0	0	1,075	0	
C79142	LOWRY PARK ZOO CAPITAL CONTR	3,823	3,823	0	0	0	0	0	0	0	
C79145	STATE ATTORNEY BRIDGE	1,200	112	1,063	25	0	0	0	1,088	0	
C79144	USF GENERATOR	450	450	0	0	0	0	0	0	0	
	TOTAL	\$87,273	\$84,480	\$2,733	\$60	\$0	\$0	\$0	\$2,793	\$0	
LIBRARIES											
70080	UNIVERSITY AREA PARTNERSHIP LIBRARY	\$2,000	\$2,000	\$0	\$0	\$0	\$0	\$0	\$0	\$0	
	TOTAL	\$2,000	\$2,000	\$0	\$0	\$0	\$0	\$0	\$0	\$0	
PARKS											
C80325	APOLLO BEACH NATURE PARK RESTROOMS	\$100	\$100	\$0	\$0	\$0	\$0	\$0	\$0	\$0	
C80327	CARROLLWOOD CULTURAL CNTR LAND ACQ	920	920	0	0	0	0	0	0	0	COMPLETED FY 06
C80328	CARROLLWOOD WWTP SURPLUS LAND ACQ	450	450	0	0	0	0	0	0	0	COMPLETED FY 08
C89107	FISH HAWK SPORTS COMPLEX	5,350	5,350	0	0	0	0	0	0	0	COMPLETED FY 08
C80314	FLATWOODS PARK CAMPGROUND IMP	275	275	0	0	0	0	0	0	0	
C80172	JACKSON SPRGS PK RENOV/ADA COMPLIANCE	280	280	0	0	0	0	0	0	0	
C80173	KENLY PARK RENOV/ADA COMPLIANCE	275	275	0	0	0	0	0	0	0	
C80326	NW RECREATION CORRIDOR MAINT BLDG	335	335	0	0	0	0	0	0	0	COMPLETED FY 08
C89098	OLD FORT KING TRAIL	102	102	0	0	0	0	0	0	0	COMPLETED FY 06
C80315	OSCAR COOLER SOCCER COMPLEX CONST	3,703	3,703	0	0	0	0	0	0	0	
C80330	S COUNTY RECREATIONAL CORRIDOR PLAN	200	200	0	0	0	0	0	0	0	COMPLETED FY 07
C89004	SOUTH COAST GREENWAY PH III PD&E/CONST	2,237	113	453	65	1,606	0	0	2,124	0	
C89003	SOUTH COAST GREENWAY PH I-PD&E/CONST	2,487	375	39	1,998	75	0	0	2,112	0	
C80317	SPRINGHEAD COMMUNITY CNTR ADDITION	750	750	0	0	0	0	0	0	0	COMPLETED FY 08
C80329	TOWN N'COUNTRY GREENWAY CONNECTION	574	574	0	0	0	0	0	0	0	
C80647	UPPER TAMPA BAY TRAIL PH III	27	27	0	0	0	0	0	0	0	COMPLETED FY 06
C80333	UTBT CHANNEL PRK TRAILHEAD ADD STORAGE	276	276	0	0	0	0	0	0	0	
C80313	VETERANS MEMORIAL PRK ADD LAND ACQ	285	285	0	0	0	0	0	0	0	COMPLETED FY 05
C80323	WATERSET SPORTS COMPLEX LAND ACQ	2,900	2,900	0	0	0	0	0	0	0	COMPLETED FY 06
C80324	WATERSET SPORTS COMPLEX PD&E	596	596	0	0	0	0	0	0	0	
C89307	WILLIAM OWENS PASS PARK	2,446	2,446	0	0	0	0	0	0	0	
	TOTAL	\$24,568	\$20,332	\$492	\$2,063	\$1,681	\$0	\$0	\$4,236	\$0	
STORMWATER											
C41066	SMI 20TH ST 127TH AVE TO 139TH AVE	380	0	380	0	0	0	0	380	0	

**COMMUNITY INVESTMENT TAX - PHASE III
PROJECTS SUMMARY SCHEDULE
(in thousands)**

PROJECT NUMBER	PROJECT TITLE	TOTAL EST COST	TOTAL PRIOR YRS	FY 09	FY 10	FY 11	FY 12	FY 13	TOTAL FY 09 - FY 13	FUTURE	COMMENTS
C69125	LITHIA PINECREST(SR 60 TO HWY 39)	2,500	2,500	0	0	0	0	0	0	0	
C69223	LTL MANATEE RIV MIT AREA BRIDGE RPL PROJ	718	718	0	0	0	0	0	0	0	COMPLETED FY 07
C61052	LUTZ LAKE FERN RD(SUNCOAST PKWY-D'MABRY)	10,000	10,000	0	0	0	0	0	0	0	
C69212	MEMORIAL HWY OVER DICK CREEK	550	550	0	0	0	0	0	0	0	COMPLETED FY 07
C69046	PAVEMENT TREATMENT PROGRAM	10,850	0	3,798	3,526	3,526	0	0	10,850	0	
C69044	PAVEMENT TREATMENT PROGRAM FY07	3,526	3,526	0	0	0	0	0	0	0	
C69045	PAVEMENT TREATMENT PROGRAM FY08	3,526	3,526	0	0	0	0	0	0	0	
C69226	PLATT ST @ HILLSBORO RIVER BRIDGE REHAB	11,400	10,750	650	0	0	0	0	650	0	
C69110	RACE TRACK RD (HILLSBOROUGH - S MOBLEY)	6,900	6,900	0	0	0	0	0	0	0	
C69118	RACETRACK RD CONST PH1(DOUGLAS-L'BAUGH)	4,910	4,910	0	0	0	0	0	0	0	
C69119	RACETRACK RD CONST PH2(CNTRYWAY-S.MOBLEY)	800	800	0	0	0	0	0	0	0	COMPLETED FY 07
C69120	RACETRACK RD CONST PH3(LINEBGH-CNTRYWAY)	750	750	0	0	0	0	0	0	0	
C69121	RACETRACK RD CONST PH4(HILLSB-DOUGLAS)	1,360	1,200	160	0	0	0	0	160	0	
C69126	SCHOOL SAFETY CIRCULATION/ACCESS PROGRAM	7,500	7,500	0	0	0	0	0	0	0	
C64036	SIDEWALK ADA RETROFIT	900	0	350	350	200	0	0	900	0	
C64034	SIDEWALK ADA RETROFIT FY07	300	300	0	0	0	0	0	0	0	COMPLETED FY 08
C64035	SIDEWALK ADA RETROFIT FY08	300	300	0	0	0	0	0	0	0	
C69508	SIDEWALK RETROFIT CONST	2,500	0	900	800	800	0	0	2,500	0	
C69506	SIDEWALK RETROFIT CONST FY07	300	300	0	0	0	0	0	0	0	
C69507	SIDEWALK RETROFIT CONST FY08	200	200	0	0	0	0	0	0	0	
C69203	SOUTH CR 39 OVER ALAFIA RIVER	3,007	3,007	0	0	0	0	0	0	0	
C69202	SOUTH CR 39 OVER LTL MANATEE RIVER	99	99	0	0	0	0	0	0	0	COMPLETED FY 07
C69224	TPA BAY/CST BSN WETLND MIT FOR BRDG RPL	436	436	0	0	0	0	0	0	0	COMPLETED FY 07
C69000	TRANSPORTATION COST ESCALATION CIT FUNDS	2,800	2,800	0	0	0	0	0	0	0	
	TOTAL	\$225,600	\$182,337	\$20,011	\$15,376	\$7,876	\$0	\$0	\$43,263	\$0	
WATER SERVICES											
C31958	CAUSEWAY BLVD JPA-WATER/SEWER LINE EXT	\$6,500	\$6,500	\$0	\$0	\$0	\$0	\$0	\$0	\$0	
	TOTAL PLANNED EXPENDITURES	\$409,104	\$323,044	\$35,824	\$29,256	\$17,932	\$3,046	\$0	\$86,058	\$0	
	DEBT SERVICE										
	Short Term	\$2,150	\$2,150	\$0	\$0	\$0	\$0	\$0	\$0	\$0	
	Long Term:										
	Jail (d)	30,400	2,328	3,494	3,512	3,513	3,513	3,513	17,545	\$10,527	
	Stormwater	30,355	2,276	3,420	3,508	3,513	3,513	3,513	17,467	10,611	
	Transportation	33,778	2,533	3,807	3,893	3,901	3,910	3,901	19,412	11,833	
	Series 2007 - CIT Rev Bonds (TTF Projects)	31,346	15,109	16,236	0	0	0	0	16,236	0	
	RESERVE & ALLOWANCES	\$176,218	\$4,572	\$5,588	\$21,194	\$19,894	\$17,794	\$16,794	\$81,264	\$90,382	

**COMMUNITY INVESTMENT TAX - PHASE III
PROJECTS SUMMARY SCHEDULE
(in thousands)**

PROJECT NUMBER	PROJECT TITLE	TOTAL EST COST	TOTAL PRIOR YRS	FY 09	FY 10	FY 11	FY 12	FY 13	TOTAL FY 09 - FY 13	FUTURE	COMMENTS
	TOTAL COMMUNITY INVESTMENT TAX PHASE III	\$713,349	\$352,012	\$68,369	\$61,364	\$48,753	\$31,776	\$27,721	\$237,983	\$123,353	

(d) Includes financing for C90405 and C90406.

CT after project number = Transportation Task Force Projects

COMMUNITY INVESTMENT TAX - PHASE III
 TRANSPORTATION TASK FORCE (TTF) PROJECTS
 SOURCES AND USES SUMMARY (in thousands)
 AS AMENDED OCTOBER 17, 2007

	ALL YEARS BUDGET FY 08 (a)	FY 09	FY 10	FY 11	FY 12	FY 13	TOTAL FY 09 - FY 13	Future	TOTAL TTF CIT III
<u>SOURCES</u>									
Debt Proceeds:									
Bonds	\$133,642	\$108,428	\$217,417	\$40,473	\$0	\$0	\$366,318	\$0	\$499,960
Miscellaneous	0	40	0	0	0	0	40	0	40
Total Sources	\$133,642	\$108,468	\$217,417	\$40,473	\$0	\$0	\$366,358	\$0	\$500,000
									0
<u>USES</u>									
Transportation	\$133,642	\$103,468	\$211,797	\$40,473	\$0	\$0	\$355,738	\$0	\$489,380
Reserves	0	5,000	5,620	0	0	0	10,620	0	10,620
Total Uses	\$133,642	\$108,468	\$217,417	\$40,473	\$0	\$0	\$366,358	\$0	\$500,000

**COMMUNITY INVESTMENT TAX - PHASE III
TRANSPORTATION TASK FORCE (TTF)
PROJECTS SUMMARY SCHEDULE
(in thousands)**

PROJECT NUMBER	PROJECT TITLE	TOTAL EST COST	TOTAL PRIOR YRS	FY 09	FY 10	FY 11	FY 12	FY 13	TOTAL FY 09 - FY 13	FUTURE	COMMENTS
	<u>TRANSPORTATION</u>										
C69602	ADV TRAFFIC MGMT SYST IMP -TTF	\$18,000	\$18,000	\$0	\$0	\$0	\$0	\$0	\$0	\$0	
C69610	40TH ST CORRIDOR ENHANCE PROJ SEG A	1,500	1,500	0	0	0	0	0	0	0	
C69621	40TH ST CORRIDOR ENHANCE PROJ SEG C	1,500	1,500	0	0	0	0	0	0	0	
C69612	ARBOR ISLAND EXT TO FUTURE TELECOM EXT	300	300	0	0	0	0	0	0	0	
C61134	CITRUS PARK EXTENSION	56,000	0	0	56,000	0	0	0	56,000	0	
C69607	CR 579/I-4 TO SLIGH AVE IMP	2,780	339	300	2,059	82	0	0	2,441	0	
C61058	CROSS CREEK WIDENING PH II	3,000	0	3,000	0	0	0	0	3,000	0	
C69606	FLETCHER AVE/I-275 TO I-75 PD&E	4,000	4,000	0	0	0	0	0	0	0	
C69127	GORNT0 LK RD EXT(BRANDON TWN-CTR-SR 60)	4,000	4,000	0	0	0	0	0	0	0	
C69616	HART PARK & RIDE - BRANDON	2,250	2,250	0	0	0	0	0	0	0	
C69617	HART PARK & RIDE - FLETCHER AVE	1,750	1,750	0	0	0	0	0	0	0	
C69615	HARTLINE - N EAST HILLSB TO WESTSHORE BRT IMPROVEMENTS	3,000	3,000	0	0	0	0	0	0	0	
C69618	HARTLINE I-75 / NORTH TO SOUTH CORRIDOR BRT IMPROVEMENTS	31,000	31,000	0	0	0	0	0	0	0	
C69619	HARTLINE TRANSIT SIGNALS	2,000	2,000	0	0	0	0	0	0	0	
C69600	INTERSECTION IMPROVEMENT PRGM -TTF	160,000	18,828	46,763	60,816	33,593	0	0	141,172	0	
C69604	LINEBAUGH / RACE TRACK RD TO COUNTRYWAY	16,900	2,295	1,000	13,605	0	0	0	14,605	0	
C69125	LITHIA PINECREST(SR 60 TO HWY 39)	11,100	0	0	11,100	0	0	0	11,100	0	
C61052	LUTZ LAKE FERN RD(SUNCOAST PKWY-D'MABRY)	41,000	0	41,000	0	0	0	0	41,000	0	
C69614	MEDULLA RD EXTENSION LAND & DESIGN	800	120	680	0	0	0	0	680	0	
C69601	NEW & IMPROVED SIGNALIZATION PRGM - TTF	15,000	15,000	0	0	0	0	0	0	0	
C69609	NEW TAMPA BLVD BRIDGE AT I-75 CONST	4,000	4,000	0	0	0	0	0	0	0	
C69605	OLD MEMORIAL HWY /HILLS TO MONTAGUE AVE	13,700	1,685	1,000	10,217	798	0	0	12,015	0	
C69111	PARSONS AVE (SR 60 - OAKFIELD)	8,000	8,000	0	0	0	0	0	0	0	
C69620	RIGHT-OF-WAY ACQUISITION -TTF	30,000	10,000	6,000	8,000	6,000	0	0	20,000	0	
C69611	TELECOM PKWY EXT TO M. BRIDGE RD CONST	1,500	1,500	0	0	0	0	0	0	0	
C69613	TRAPNELL RD EXT - PLANT CITY	4,500	775	3,725	0	0	0	0	3,725	0	
C69603	US 301-BALM RD TO SR 674 CONST	50,000	0	0	50,000	0	0	0	50,000	0	
C69608	VAN DYKE RD/TOBACCO RD TO D'MABRY PD&E	1,800	1,800	0	0	0	0	0	0	0	
	TOTAL	\$489,380	\$133,642	\$103,468	\$211,797	\$40,473	\$0	\$0	\$355,738	\$0	
	RESERVE & ALLOWANCES	10,620	0	5,000	5,620	0	0	0	10,620	\$0	
	TOTAL COMMUNITY INVESTMENT TAX PHASE III (TTF)	\$500,000	\$133,642	\$108,468	\$217,417	\$40,473	\$0	\$0	\$366,358	\$0	