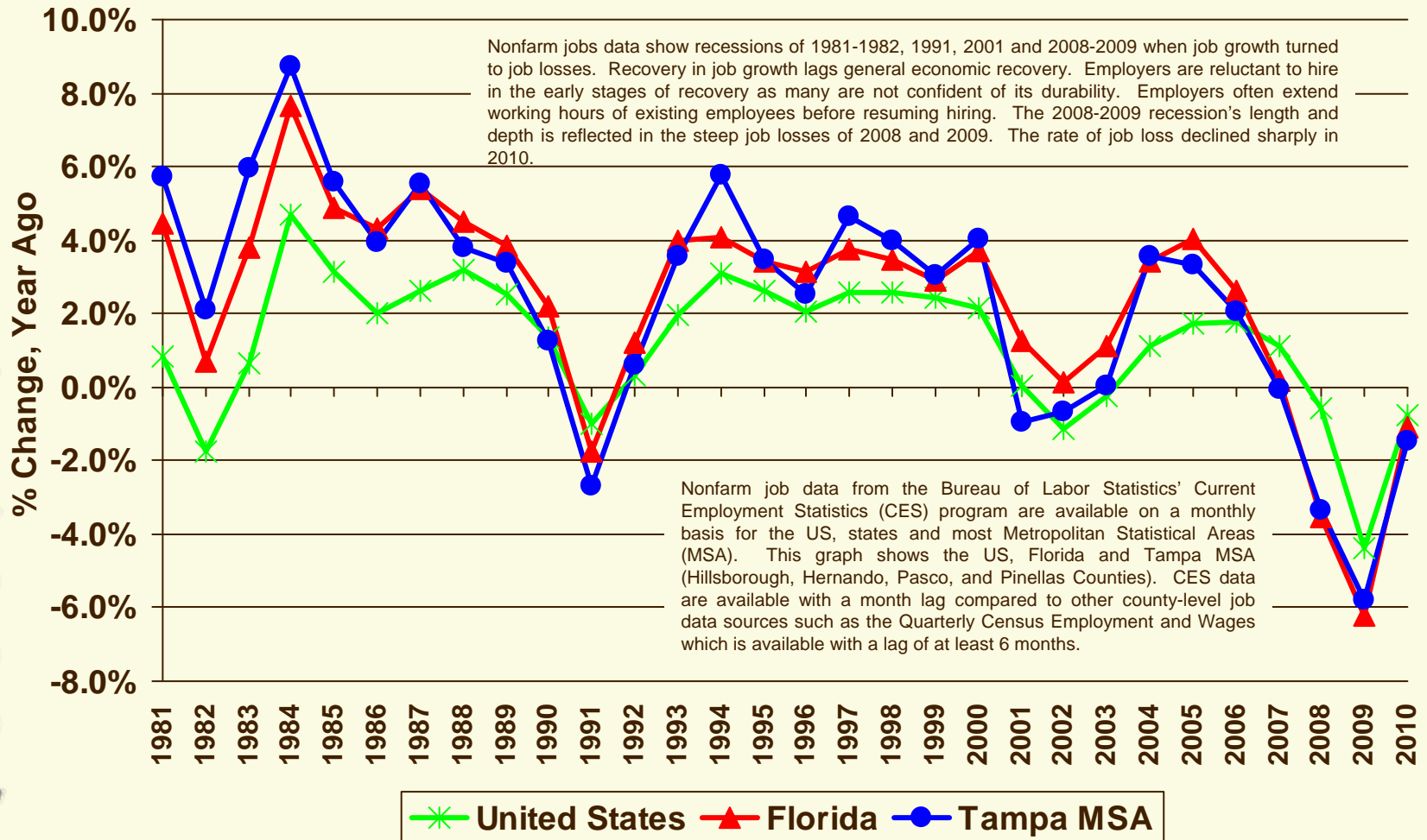


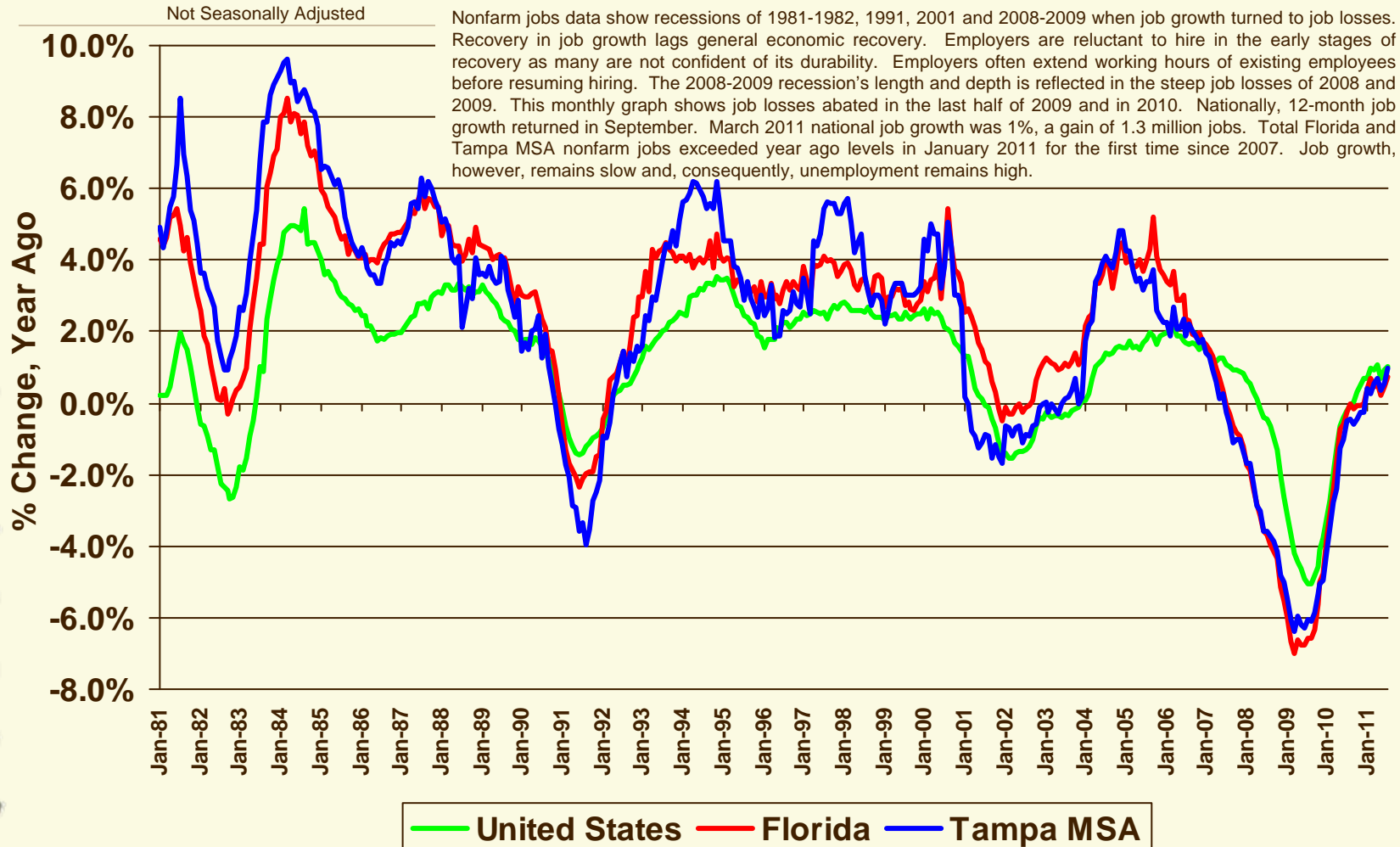
# Nonfarm Job Growth



Sources: Bureau of Labor Statistics; Florida Agency for Workforce Innovation

DATA

# Monthly Nonfarm Job Growth

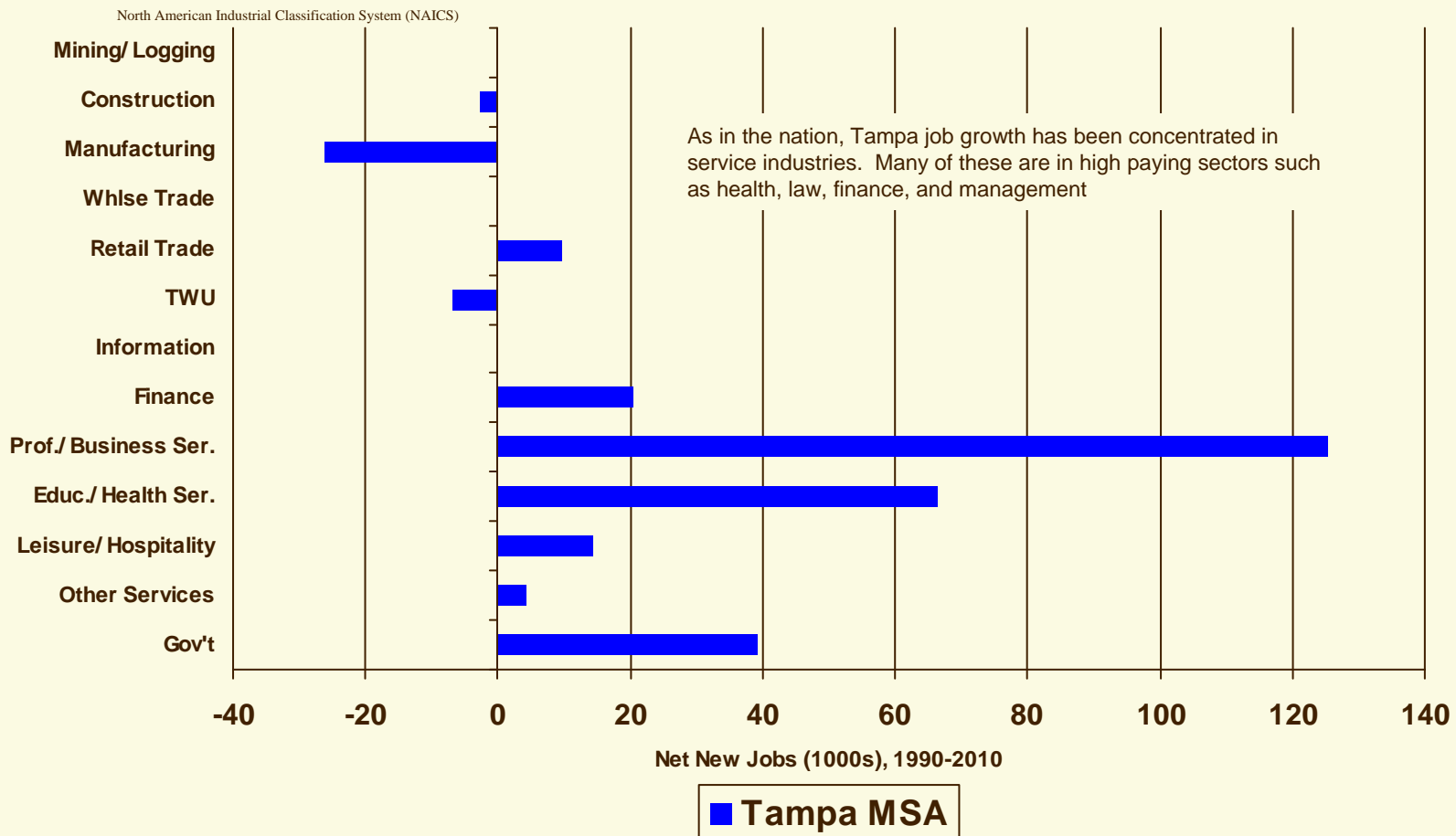


Sources: Bureau of Labor Statistics; Florida Agency for Workforce Innovation

DATA

# Non Farm Job Growth by Industry

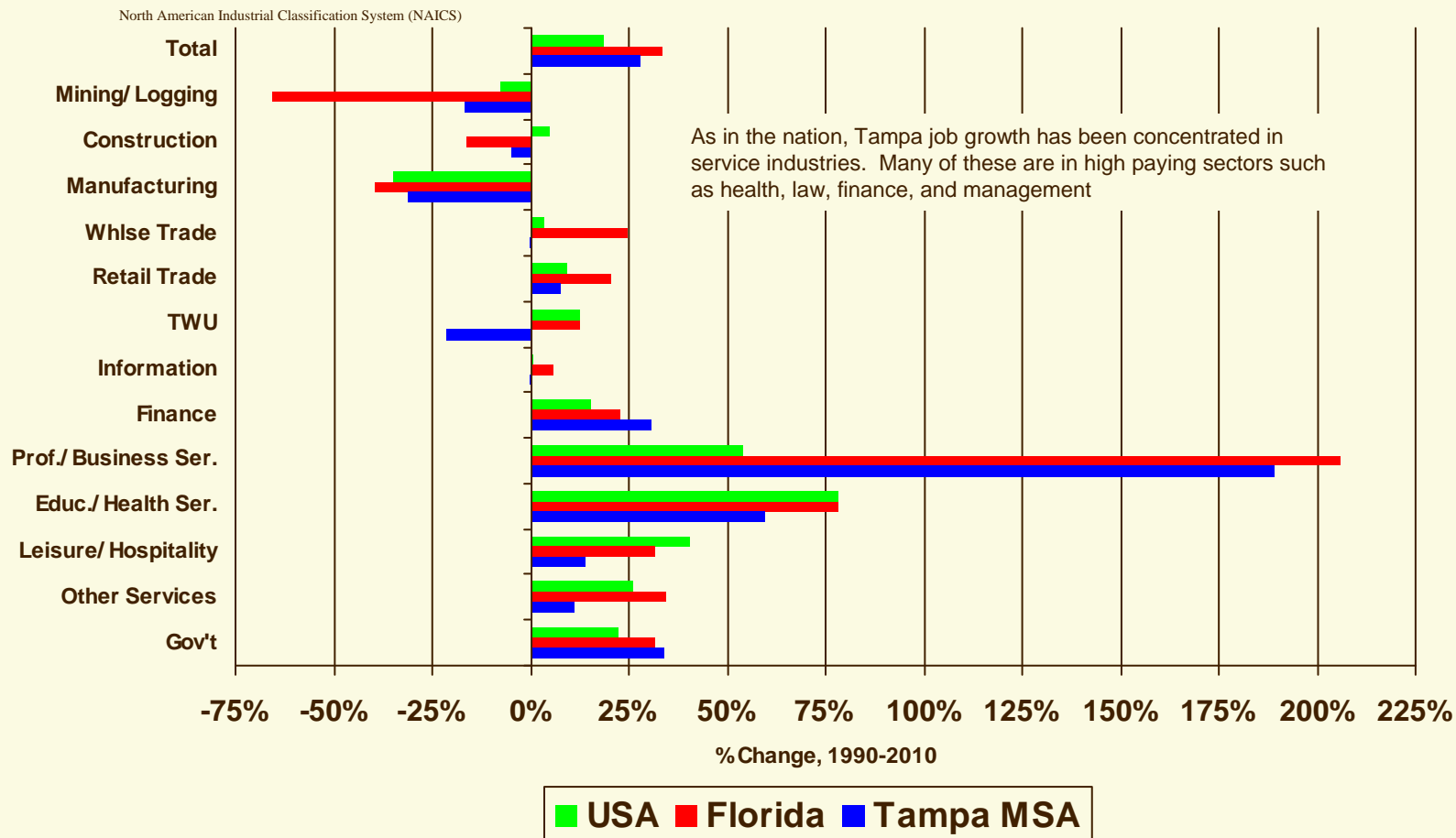
## 1990-2010



TWU = Transportation, Warehousing and Utilities

# Non Farm Job Growth by Industry

## 1990-2010



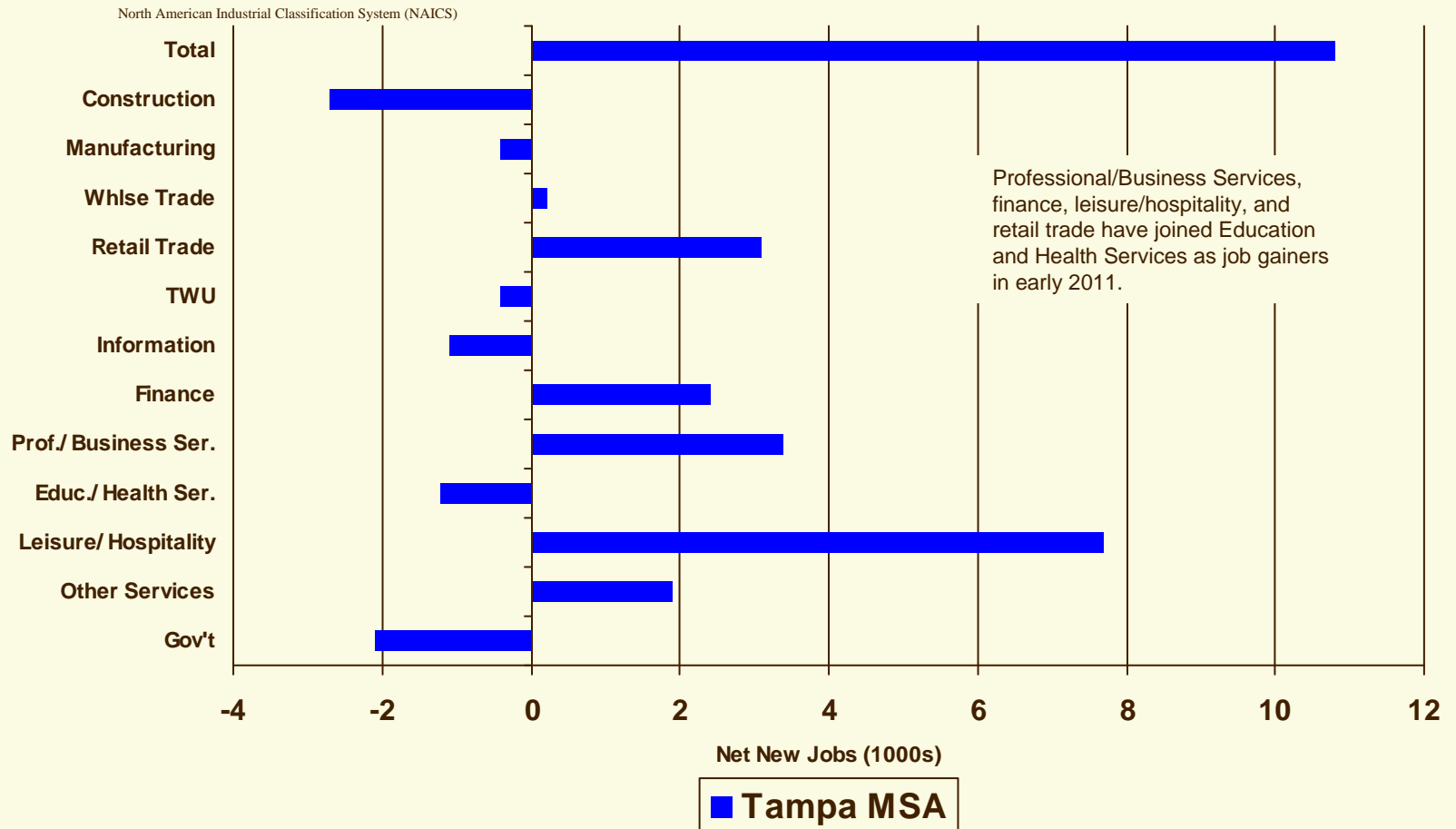
TWU = Transportation, Warehousing and Utilities

Sources: Florida Agency for Workforce Innovation, Current Employment Statistics Program and Bureau of Labor Statistics, Current Employment Statistics Program

DATA

# Non Farm Job Growth

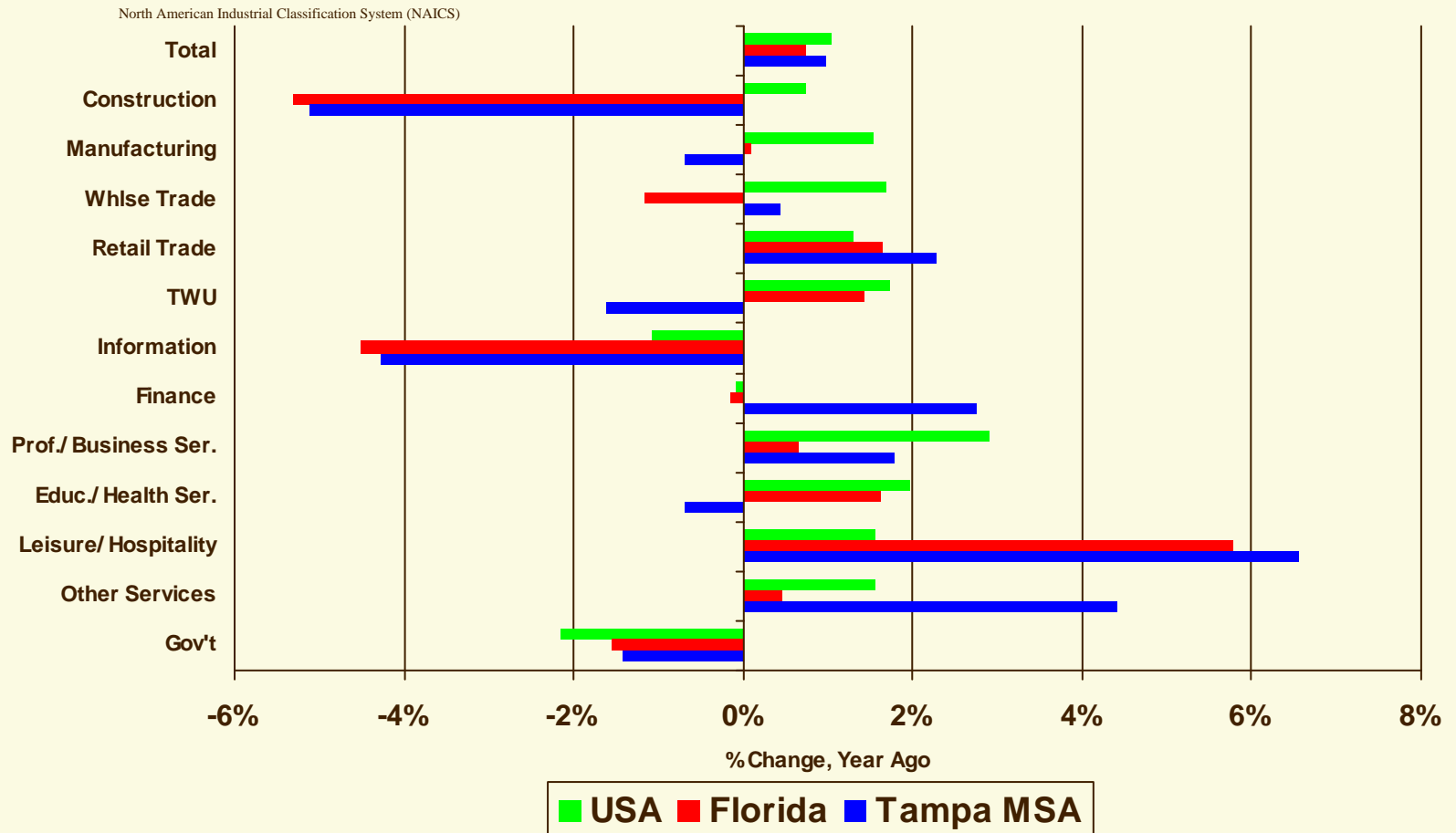
## July 2010 - July 2011



TWU = Transportation, Warehousing and Utilities

# Non Farm Job Growth

## July 2010 - July 2011



TWU = Transportation, Warehousing and Utilities

Sources: Florida Agency for Workforce Innovation, Current Employment Statistics Program and Bureau of Labor Statistics, Current Employment Statistics Program

DATA

## Nonfarm Jobs

### USA

(annual)

Not Seasonally Adjusted  
Thousands

TWU = Transportation, Warehousing and Utilities

	Total	Mining and Logging	Construction	Manufacturing	Wholesale Trade	Retail Trade	TWU	Information	Finance	Professional and Business Services	Education and Health Services	Leisure and Hospitality	Other Services	Gov't
1980	90,528.0	1,077.0	4,454.0	18,733.0	4,557.4	10,244.1	3,611.5	2,361.0	5,025.0	7,544.0	7,072.0	6,721.0	2,755.0	16,375.0
1981	91,289.0	1,180.0	4,304.0	18,634.0	4,633.8	10,364.3	3,605.9	2,382.0	5,163.0	7,782.0	7,357.0	6,840.0	2,865.0	16,180.0
1982	89,677.0	1,163.0	4,024.0	17,363.0	4,574.5	10,371.7	3,510.8	2,317.0	5,209.0	7,848.0	7,515.0	6,874.0	2,924.0	15,982.0
1983	90,280.0	997.0	4,065.0	17,048.0	4,558.9	10,634.8	3,474.3	2,253.0	5,334.0	8,039.0	7,766.0	7,078.0	3,021.0	16,011.0
1984	94,530.0	1,014.0	4,501.0	17,920.0	4,788.1	11,222.6	3,642.3	2,398.0	5,553.0	8,464.0	8,193.0	7,489.0	3,186.0	16,159.0
1985	97,511.0	974.0	4,793.0	17,819.0	4,914.7	11,733.1	3,731.2	2,437.0	5,815.0	8,871.0	8,657.0	7,869.0	3,366.0	16,533.0
1986	99,474.0	829.0	4,937.0	17,552.0	4,935.0	12,078.1	3,781.9	2,445.0	6,128.0	9,211.0	9,061.0	8,156.0	3,523.0	16,838.0
1987	102,088.0	771.0	5,090.0	17,609.0	5,003.0	12,418.8	3,880.2	2,507.0	6,385.0	9,608.0	9,515.0	8,446.0	3,699.0	17,156.0
1988	105,345.0	770.0	5,233.0	17,906.0	5,152.8	12,808.2	4,013.0	2,585.0	6,500.0	10,090.0	10,063.0	8,778.0	3,907.0	17,540.0
1989	108,014.0	750.0	5,309.0	17,985.0	5,283.7	13,107.9	4,118.4	2,622.0	6,562.0	10,555.0	10,616.0	9,062.0	4,116.0	17,927.0
1990	109,487.0	765.0	5,263.0	17,695.0	5,268.4	13,182.3	4,215.3	2,688.0	6,614.0	10,848.0	10,984.0	9,288.0	4,261.0	18,415.0
1991	108,375.0	739.0	4,780.0	17,068.0	5,185.3	12,896.4	4,199.3	2,677.0	6,558.0	10,714.0	11,506.0	9,256.0	4,249.0	18,545.0
1992	108,726.0	689.0	4,608.0	16,799.0	5,109.7	12,827.9	4,187.4	2,641.0	6,540.0	10,970.0	11,891.0	9,437.0	4,240.0	18,787.0
1993	110,844.0	666.0	4,779.0	16,774.0	5,093.2	13,020.5	4,264.3	2,668.0	6,709.0	11,495.0	12,303.0	9,732.0	4,350.0	18,989.0
1994	114,291.0	659.0	5,095.0	17,020.0	5,247.3	13,490.8	4,389.9	2,738.0	6,867.0	12,174.0	12,807.0	10,100.0	4,428.0	19,275.0
1995	117,298.0	641.0	5,274.0	17,241.0	5,433.1	13,896.7	4,504.2	2,843.0	6,827.0	12,844.0	13,289.0	10,501.0	4,572.0	19,432.0
1996	119,708.0	637.0	5,536.0	17,237.0	5,522.0	14,142.5	4,574.5	2,940.0	6,969.0	13,462.0	13,683.0	10,777.0	4,690.0	19,539.0
1997	122,776.0	654.0	5,813.0	17,419.0	5,663.9	14,388.9	4,647.2	3,084.0	7,178.0	14,335.0	14,087.0	11,018.0	4,825.0	19,664.0
1998	125,930.0	645.0	6,149.0	17,560.0	5,795.2	14,609.3	4,781.5	3,218.0	7,462.0	15,147.0	14,446.0	11,232.0	4,976.0	19,909.0
1999	128,993.0	598.0	6,545.0	17,322.0	5,892.5	14,970.1	4,908.4	3,419.0	7,648.0	15,957.0	14,798.0	11,543.0	5,087.0	20,307.0
2000	131,785.0	599.0	6,787.0	17,263.0	5,933.2	15,279.8	5,012.0	3,630.0	7,687.0	16,666.0	15,109.0	11,862.0	5,168.0	20,790.0
2001	131,826.0	606.0	6,826.0	16,441.0	5,772.7	15,238.6	4,971.7	3,629.0	7,808.0	16,476.0	15,645.0	12,036.0	5,258.0	21,118.0
2002	130,341.0	583.0	6,716.0	15,259.0	5,652.3	15,025.1	4,819.6	3,395.0	7,847.0	15,976.0	16,199.0	11,986.0	5,372.0	21,513.0
2003	129,999.0	572.0	6,735.0	14,510.0	5,607.5	14,917.3	4,762.2	3,188.0	7,977.0	15,987.0	16,588.0	12,173.0	5,401.0	21,583.0
2004	131,435.0	591.0	6,976.0	14,315.0	5,662.9	15,058.2	4,811.9	3,118.0	8,031.0	16,394.0	16,953.0	12,493.0	5,409.0	21,621.0
2005	133,703.0	628.0	7,336.0	14,226.0	5,764.4	15,279.6	4,915.0	3,061.0	8,153.0	16,954.0	17,372.0	12,816.0	5,395.0	21,804.0
2006	136,086.0	684.0	7,691.0	14,155.0	5,904.5	15,353.3	5,018.2	3,038.0	8,328.0	17,566.0	17,826.0	13,110.0	5,438.0	21,974.0
2007	137,598.0	724.0	7,630.0	13,879.0	6,015.2	15,520.0	5,094.8	3,032.0	8,301.0	17,942.0	18,322.0	13,427.0	5,494.0	22,218.0
2008	136,790.0	767.0	7,162.0	13,406.0	5,942.7	15,283.1	5,067.2	2,984.0	8,145.0	17,735.0	18,838.0	13,436.0	5,515.0	22,509.0
2009	130,807.0	694.0	6,016.0	11,847.0	5,586.6	14,522.4	4,797.0	2,804.0	7,769.0	16,579.0	19,193.0	13,077.0	5,367.0	22,555.0
2010	129,818.0	705.0	5,526.0	11,524.0	5,456.0	14,413.9	4,735.1	2,711.0	7,630.0	16,688.0	19,564.0	13,020.0	5,364.0	22,482.0

## Nonfarm Jobs

### USA

(annual)

Not Seasonally Adjusted  
Change, Thousands

TWU = Transportation, Warehousing and Utilities

	Total	Mining and Logging	Construction	Manufacturing	Whlse Trade	Retail Trade	TWU	Information	Finance	Professional and Business Services	Education and Health Services	Leisure and Hospitality	Other Services	Gov't
1981	761.0	103.0	-150.0	-99.0	76.4	120.2	-5.6	21.0	138.0	238.0	285.0	119.0	110.0	-195.0
1982	-1612.0	-17.0	-280.0	-1271.0	-59.3	7.4	-95.1	-65.0	46.0	66.0	158.0	34.0	59.0	-198.0
1983	603.0	-166.0	41.0	-315.0	-15.6	263.1	-36.5	-64.0	125.0	191.0	251.0	204.0	97.0	29.0
1984	4250.0	17.0	436.0	872.0	229.2	587.8	168.0	145.0	219.0	425.0	427.0	411.0	165.0	148.0
1985	2981.0	-40.0	292.0	-101.0	126.6	510.5	88.9	39.0	262.0	407.0	464.0	380.0	180.0	374.0
1986	1963.0	-145.0	144.0	-267.0	20.3	345.0	50.7	8.0	313.0	340.0	404.0	287.0	157.0	305.0
1987	2614.0	-58.0	153.0	57.0	68.0	340.7	98.3	62.0	257.0	397.0	454.0	290.0	176.0	318.0
1988	3257.0	-1.0	143.0	297.0	149.8	389.4	132.8	78.0	115.0	482.0	548.0	332.0	208.0	384.0
1989	2669.0	-20.0	76.0	79.0	130.9	299.7	105.4	37.0	62.0	465.0	553.0	284.0	209.0	387.0
1990	1473.0	15.0	-46.0	-290.0	-15.3	74.4	96.9	66.0	52.0	293.0	368.0	226.0	145.0	488.0
1991	-1112.0	-26.0	-483.0	-627.0	-83.1	-285.9	-16.0	-11.0	-56.0	-134.0	522.0	-32.0	-12.0	130.0
1992	351.0	-50.0	-172.0	-269.0	-75.6	-68.5	-11.9	-36.0	-18.0	256.0	385.0	181.0	-9.0	242.0
1993	2118.0	-23.0	171.0	-25.0	-16.5	192.6	76.9	27.0	169.0	525.0	412.0	295.0	110.0	202.0
1994	3447.0	-7.0	316.0	246.0	154.1	470.3	125.6	70.0	158.0	679.0	504.0	368.0	78.0	286.0
1995	3007.0	-18.0	179.0	221.0	185.8	405.9	114.3	105.0	-40.0	670.0	482.0	401.0	144.0	157.0
1996	2410.0	-4.0	262.0	-4.0	88.9	245.8	70.3	97.0	142.0	618.0	394.0	276.0	118.0	107.0
1997	3068.0	17.0	277.0	182.0	141.9	246.4	72.7	144.0	209.0	873.0	404.0	241.0	135.0	125.0
1998	3154.0	-9.0	336.0	141.0	131.3	220.4	134.3	134.0	284.0	812.0	359.0	214.0	151.0	245.0
1999	3063.0	-47.0	396.0	-238.0	97.3	360.8	126.9	201.0	186.0	810.0	352.0	311.0	111.0	398.0
2000	2792.0	1.0	242.0	-59.0	40.7	309.7	103.6	211.0	39.0	709.0	311.0	319.0	81.0	483.0
2001	41.0	7.0	39.0	-822.0	-160.5	-41.2	-40.3	-1.0	121.0	-190.0	536.0	174.0	90.0	328.0
2002	-1485.0	-23.0	-110.0	-1182.0	-120.4	-213.5	-152.1	-234.0	39.0	-500.0	554.0	-50.0	114.0	395.0
2003	-342.0	-11.0	19.0	-749.0	-44.8	-107.8	-57.4	-207.0	130.0	11.0	389.0	187.0	29.0	70.0
2004	1436.0	19.0	241.0	-195.0	55.4	140.9	49.7	-70.0	54.0	407.0	365.0	320.0	8.0	38.0
2005	2268.0	37.0	360.0	-89.0	101.5	221.4	103.1	-57.0	122.0	560.0	419.0	323.0	-14.0	183.0
2006	2383.0	56.0	355.0	-71.0	140.1	73.7	103.2	-23.0	175.0	612.0	454.0	294.0	43.0	170.0
2007	1512.0	40.0	-61.0	-276.0	110.7	166.7	76.6	-6.0	-27.0	376.0	496.0	317.0	56.0	244.0
2008	-808.0	43.0	-468.0	-473.0	-72.5	-236.9	-27.6	-48.0	-156.0	-207.0	516.0	9.0	21.0	291.0
2009	-5983.0	-73.0	-1146.0	-1559.0	-356.1	-760.7	-270.2	-180.0	-376.0	-1156.0	355.0	-359.0	-148.0	46.0
2010	-989.0	11.0	-490.0	-323.0	-130.6	-108.5	-61.9	-93.0	-139.0	109.0	371.0	-57.0	-3.0	-73.0

**Nonfarm Jobs**

**USA**

(annual)

Not Seasonally Adjusted  
% Change

TWU = Transportation, Warehousing and Utilities

	Total	Mining and Logging	Construction	Manufacturing	Whlse Trade	Retail Trade	TWU	Information	Finance	Professional and Business Services	Education and Health Services	Leisure and Hospitality	Other Services	Gov't
1981	0.84%	9.56%	-3.37%	-0.53%	1.68%	1.17%	-0.16%	0.89%	2.75%	3.15%	4.03%	1.77%	3.99%	-1.19%
1982	-1.77%	-1.44%	-6.51%	-6.82%	-1.28%	0.07%	-2.64%	-2.73%	0.89%	0.85%	2.15%	0.50%	2.06%	-1.22%
1983	0.67%	-14.27%	1.02%	-1.81%	-0.34%	2.54%	-1.04%	-2.76%	2.40%	2.43%	3.34%	2.97%	3.32%	0.18%
1984	4.71%	1.71%	10.73%	5.11%	5.03%	5.53%	4.84%	6.44%	4.11%	5.29%	5.50%	5.81%	5.46%	0.92%
1985	3.15%	-3.94%	6.49%	-0.56%	2.64%	4.55%	2.44%	1.63%	4.72%	4.81%	5.66%	5.07%	5.65%	2.31%
1986	2.01%	-14.89%	3.00%	-1.50%	0.41%	2.94%	1.36%	0.33%	5.38%	3.83%	4.67%	3.65%	4.66%	1.84%
1987	2.63%	-7.00%	3.10%	0.32%	1.38%	2.82%	2.60%	2.54%	4.19%	4.31%	5.01%	3.56%	5.00%	1.89%
1988	3.19%	-0.13%	2.81%	1.69%	2.99%	3.14%	3.42%	3.11%	1.80%	5.02%	5.76%	3.93%	5.62%	2.24%
1989	2.53%	-2.60%	1.45%	0.44%	2.54%	2.34%	2.63%	1.43%	0.95%	4.61%	5.50%	3.24%	5.35%	2.21%
1990	1.36%	2.00%	-0.87%	-1.61%	-0.29%	0.57%	2.35%	2.52%	0.79%	2.78%	3.47%	2.49%	3.52%	2.72%
1991	-1.02%	-3.40%	-9.18%	-3.54%	-1.58%	-2.17%	-0.38%	-0.41%	-0.85%	-1.24%	4.75%	-0.34%	-0.28%	0.71%
1992	0.32%	-6.77%	-3.60%	-1.58%	-1.46%	-0.53%	-0.28%	-1.34%	-0.27%	2.39%	3.35%	1.96%	-0.21%	1.30%
1993	1.95%	-3.34%	3.71%	-0.15%	-0.32%	1.50%	1.84%	1.02%	2.58%	4.79%	3.46%	3.13%	2.59%	1.08%
1994	3.11%	-1.05%	6.61%	1.47%	3.03%	3.61%	2.95%	2.62%	2.36%	5.91%	4.10%	3.78%	1.79%	1.51%
1995	2.63%	-2.73%	3.51%	1.30%	3.54%	3.01%	2.60%	3.83%	-0.58%	5.50%	3.76%	3.97%	3.25%	0.81%
1996	2.05%	-0.62%	4.97%	-0.02%	1.64%	1.77%	1.56%	3.41%	2.08%	4.81%	2.96%	2.63%	2.58%	0.55%
1997	2.56%	2.67%	5.00%	1.06%	2.57%	1.74%	1.59%	4.90%	3.00%	6.48%	2.95%	2.24%	2.88%	0.64%
1998	2.57%	-1.38%	5.78%	0.81%	2.32%	1.53%	2.89%	4.35%	3.96%	5.66%	2.55%	1.94%	3.13%	1.25%
1999	2.43%	-7.29%	6.44%	-1.36%	1.68%	2.47%	2.65%	6.25%	2.49%	5.35%	2.44%	2.77%	2.23%	2.00%
2000	2.16%	0.17%	3.70%	-0.34%	0.69%	2.07%	2.11%	6.17%	0.51%	4.44%	2.10%	2.76%	1.59%	2.38%
2001	0.03%	1.17%	0.57%	-4.76%	-2.71%	-0.27%	-0.80%	-0.03%	1.57%	-1.14%	3.55%	1.47%	1.74%	1.58%
2002	-1.13%	-3.80%	-1.61%	-7.19%	-2.09%	-1.40%	-3.06%	-6.45%	0.50%	-3.03%	3.54%	-0.42%	2.17%	1.87%
2003	-0.26%	-1.89%	0.28%	-4.91%	-0.79%	-0.72%	-1.19%	-6.10%	1.66%	0.07%	2.40%	1.56%	0.54%	0.33%
2004	1.10%	3.32%	3.58%	-1.34%	0.99%	0.94%	1.04%	-2.20%	0.68%	2.55%	2.20%	2.63%	0.15%	0.18%
2005	1.73%	6.26%	5.16%	-0.62%	1.79%	1.47%	2.14%	-1.83%	1.52%	3.42%	2.47%	2.59%	-0.26%	0.85%
2006	1.78%	8.92%	4.84%	-0.50%	2.43%	0.48%	2.10%	-0.75%	2.15%	3.61%	2.61%	2.29%	0.80%	0.78%
2007	1.11%	5.85%	-0.79%	-1.95%	1.87%	1.09%	1.53%	-0.20%	-0.32%	2.14%	2.78%	2.42%	1.03%	1.11%
2008	-0.59%	5.94%	-6.13%	-3.41%	-1.21%	-1.53%	-0.54%	-1.58%	-1.88%	-1.15%	2.82%	0.07%	0.38%	1.31%
2009	-4.37%	-9.52%	-16.00%	-11.63%	-5.99%	-4.98%	-5.33%	-6.03%	-4.62%	-6.52%	1.88%	-2.67%	-2.68%	0.20%
2010	-0.76%	1.59%	-8.14%	-2.73%	-2.34%	-0.75%	-1.29%	-3.32%	-1.79%	0.66%	1.93%	-0.44%	-0.06%	-0.32%

**Nonfarm Jobs  
Florida**

(annual)

Not Seasonally Adjusted  
Thousands

TWU = Transportation, Warehousing and Utilities

	Total	Mining and Logging	Construction	Manufacturing	Wholesale Trade	Retail Trade	TWU	Information	Finance	Professional and Business Services	Education and Health Services	Leisure and Hospitality	Other Services	Gov't
1980	3,576.2	NA	NA	NA	NA	NA	NA	NA	NA	NA	NA	NA	NA	NA
1981	3,736.0	NA	NA	NA	NA	NA	NA	NA	NA	NA	NA	NA	NA	NA
1982	3,761.9	NA	NA	NA	NA	NA	NA	NA	NA	NA	NA	NA	NA	NA
1983	3,905.4	NA	NA	NA	NA	NA	NA	NA	NA	NA	NA	NA	NA	NA
1984	4,204.2	NA	NA	NA	NA	NA	NA	NA	NA	NA	NA	NA	NA	NA
1985	4,410.0	NA	NA	NA	NA	NA	NA	NA	NA	NA	NA	NA	NA	NA
1986	4,599.4	NA	NA	NA	NA	NA	NA	NA	NA	NA	NA	NA	NA	NA
1987	4,848.1	NA	NA	NA	NA	NA	NA	NA	NA	NA	NA	NA	NA	NA
1988	5,066.6	NA	NA	NA	NA	NA	NA	NA	NA	NA	NA	NA	NA	NA
1989	5,260.9	NA	NA	NA	NA	NA	NA	NA	NA	NA	NA	NA	NA	NA
1990	5,376.4	15.8	410.7	508.2	246.5	765.9	199.4	127.7	383.4	338.5	605.0	697.6	231.1	846.6
1991	5,283.4	10.4	360.0	477.8	246.0	749.4	198.3	127.9	370.6	343.8	633.8	674.7	231.4	859.3
1992	5,347.5	9.7	351.1	472.2	248.0	746.8	200.6	127.0	372.5	365.3	661.7	684.7	237.8	870.1
1993	5,560.4	9.5	367.8	477.4	256.8	772.4	208.5	129.7	379.8	417.8	693.6	717.9	247.6	881.6
1994	5,788.3	9.6	379.7	473.4	264.1	799.8	216.8	134.4	392.7	486.3	730.2	738.0	252.8	910.5
1995	5,985.1	10.0	394.4	478.9	274.2	828.4	221.8	137.3	398.9	548.4	760.9	755.0	258.6	918.3
1996	6,172.3	10.0	413.3	484.9	280.3	849.0	227.3	141.0	407.1	622.4	768.8	777.1	262.8	928.3
1997	6,403.4	4.0	426.1	485.6	293.4	864.4	233.7	147.5	425.1	719.7	791.0	796.5	274.3	942.1
1998	6,625.4	9.4	441.9	481.8	303.8	892.5	243.5	159.6	446.3	790.5	809.9	811.6	279.8	954.8
1999	6,816.0	9.0	455.9	477.8	306.9	916.6	247.1	173.6	458.0	879.1	815.8	825.7	284.9	965.6
2000	7,069.5	8.8	479.3	477.3	317.1	946.0	251.5	182.9	469.2	954.6	838.0	844.1	299.0	1,001.7
2001	7,159.7	8.1	495.1	454.7	316.3	942.5	249.2	183.3	475.6	985.5	863.1	858.4	304.5	1,023.4
2002	7,168.7	7.2	500.5	427.9	315.7	931.1	242.3	172.8	481.1	987.7	886.2	861.7	315.2	1,039.2
2003	7,250.1	7.1	519.7	409.8	317.3	928.8	234.7	166.3	491.8	1,003.1	918.8	877.3	322.3	1,053.0
2004	7,499.1	7.1	568.5	410.7	328.0	954.1	238.3	162.9	510.4	1,062.4	946.0	915.2	329.4	1,066.2
2005	7,799.9	7.1	633.2	415.5	341.4	993.5	247.3	163.2	535.8	1,138.5	969.1	939.5	334.9	1,081.2
2006	8,002.4	6.6	677.9	416.4	351.3	1,013.2	250.8	161.7	552.6	1,186.6	994.9	953.0	338.0	1,099.3
2007	8,018.4	6.7	618.6	399.0	356.7	1,017.9	251.0	161.3	547.2	1,194.8	1,025.4	971.8	345.6	1,122.6
2008	7,735.7	6.2	511.6	371.1	345.7	988.5	245.9	155.8	521.9	1,121.4	1,046.8	958.6	335.4	1,126.9
2009	7,253.8	5.5	392.3	324.1	318.0	923.5	229.5	142.4	483.4	1,032.4	1,060.1	915.4	312.7	1,114.6
2010	7,174.9	5.4	345.6	306.9	307.3	923.0	224.4	135.4	469.7	1,035.5	1,079.0	917.7	310.8	1,114.5

**Nonfarm Jobs  
Florida**

(annual)

Not Seasonally Adjusted  
Change, Thousands

TWU = Transportation, Warehousing and Utilities

	Total	Mining and Logging	Construction	Manufacturing	Whlse Trade	Retail Trade	TWU	Information	Finance	Professional and Business Services	Education and Health Services	Leisure and Hospitality	Other Services	Gov't
1981	159.8	NA	NA	NA	NA	NA	NA	NA	NA	NA	NA	NA	NA	NA
1982	25.9	NA	NA	NA	NA	NA	NA	NA	NA	NA	NA	NA	NA	NA
1983	143.5	NA	NA	NA	NA	NA	NA	NA	NA	NA	NA	NA	NA	NA
1984	298.8	NA	NA	NA	NA	NA	NA	NA	NA	NA	NA	NA	NA	NA
1985	205.8	NA	NA	NA	NA	NA	NA	NA	NA	NA	NA	NA	NA	NA
1986	189.4	NA	NA	NA	NA	NA	NA	NA	NA	NA	NA	NA	NA	NA
1987	248.7	NA	NA	NA	NA	NA	NA	NA	NA	NA	NA	NA	NA	NA
1988	218.5	NA	NA	NA	NA	NA	NA	NA	NA	NA	NA	NA	NA	NA
1989	194.3	NA	NA	NA	NA	NA	NA	NA	NA	NA	NA	NA	NA	NA
1990	115.5	NA	NA	NA	NA	NA	NA	NA	NA	NA	NA	NA	NA	NA
1991	-93.0	-5.4	-50.7	-30.4	-0.5	-16.5	-1.1	0.2	-12.8	5.3	28.8	-22.9	0.3	12.7
1992	64.1	-0.7	-8.9	-5.6	2.0	-2.6	2.3	-0.9	1.9	21.5	27.9	10.0	6.4	10.8
1993	212.9	-0.2	16.7	5.2	8.8	25.6	7.9	2.7	7.3	52.5	31.9	33.2	9.8	11.5
1994	227.9	0.1	11.9	-4.0	7.3	27.4	8.3	4.7	12.9	68.5	36.6	20.1	5.2	28.9
1995	196.8	0.4	14.7	5.5	10.1	28.6	5.0	2.9	6.2	62.1	30.7	17.0	5.8	7.8
1996	187.2	0.0	18.9	6.0	6.1	20.6	5.5	3.7	8.2	74.0	7.9	22.1	4.2	10.0
1997	231.1	-6.0	12.8	0.7	13.1	15.4	6.4	6.5	18.0	97.3	22.2	19.4	11.5	13.8
1998	222.0	5.4	15.8	-3.8	10.4	28.1	9.8	12.1	21.2	70.8	18.9	15.1	5.5	12.7
1999	190.6	-0.4	14.0	-4.0	3.1	24.1	3.6	14.0	11.7	88.6	5.9	14.1	5.1	10.8
2000	253.5	-0.2	23.4	-0.5	10.2	29.4	4.4	9.3	11.2	75.5	22.2	18.4	14.1	36.1
2001	90.2	-0.7	15.8	-22.6	-0.8	-3.5	-2.3	0.4	6.4	30.9	25.1	14.3	5.5	21.7
2002	9.0	-0.9	5.4	-26.8	-0.6	-11.4	-6.9	-10.5	5.5	2.2	23.1	3.3	10.7	15.8
2003	81.4	-0.1	19.2	-18.1	1.6	-2.3	-7.6	-6.5	10.7	15.4	32.6	15.6	7.1	13.8
2004	249.0	0.0	48.8	0.9	10.7	25.3	3.6	-3.4	18.6	59.3	27.2	37.9	7.1	13.2
2005	300.8	0.0	64.7	4.8	13.4	39.4	9.0	0.3	25.4	76.1	23.1	24.3	5.5	15.0
2006	202.5	-0.5	44.7	0.9	9.9	19.7	3.5	-1.5	16.8	48.1	25.8	13.5	3.1	18.1
2007	16.0	0.1	-59.3	-17.4	5.4	4.7	0.2	-0.4	-5.4	8.2	30.5	18.8	7.6	23.3
2008	-282.7	-0.5	-107.0	-27.9	-11.0	-29.4	-5.1	-5.5	-25.3	-73.4	21.4	-13.2	-10.2	4.3
2009	-481.9	-0.7	-119.3	-47.0	-27.7	-65.0	-16.4	-13.4	-38.5	-89.0	13.3	-43.2	-22.7	-12.3
2010	-78.9	-0.1	-46.7	-17.2	-10.7	-0.5	-5.1	-7.0	-13.7	3.1	18.9	2.3	-1.9	-0.1

**Nonfarm Jobs**

**Florida**

(annual)

Not Seasonally Adjusted  
% Change

TWU = Transportation, Warehousing and Utilities

	Total	Mining and Logging	Construction	Manufacturing	Whlse Trade	Retail Trade	TWU	Information	Finance	Professional and Business Services	Education and Health Services	Leisure and Hospitality	Other Services	Gov't
1981	4.47%	NA	NA	NA	NA	NA	NA	NA	NA	NA	NA	NA	NA	NA
1982	0.69%	NA	NA	NA	NA	NA	NA	NA	NA	NA	NA	NA	NA	NA
1983	3.81%	NA	NA	NA	NA	NA	NA	NA	NA	NA	NA	NA	NA	NA
1984	7.65%	NA	NA	NA	NA	NA	NA	NA	NA	NA	NA	NA	NA	NA
1985	4.90%	NA	NA	NA	NA	NA	NA	NA	NA	NA	NA	NA	NA	NA
1986	4.29%	NA	NA	NA	NA	NA	NA	NA	NA	NA	NA	NA	NA	NA
1987	5.41%	NA	NA	NA	NA	NA	NA	NA	NA	NA	NA	NA	NA	NA
1988	4.51%	NA	NA	NA	NA	NA	NA	NA	NA	NA	NA	NA	NA	NA
1989	3.83%	NA	NA	NA	NA	NA	NA	NA	NA	NA	NA	NA	NA	NA
1990	2.20%	NA	NA	NA	NA	NA	NA	NA	NA	NA	NA	NA	NA	NA
1991	-1.73%	-34.18%	-12.34%	-5.98%	-0.20%	-2.15%	-0.55%	0.16%	-3.34%	1.57%	4.76%	-3.28%	0.13%	1.50%
1992	1.21%	-6.73%	-2.47%	-1.17%	0.81%	-0.35%	1.16%	-0.70%	0.51%	6.25%	4.40%	1.48%	2.77%	1.26%
1993	3.98%	-2.06%	4.76%	1.10%	3.55%	3.43%	3.94%	2.13%	1.96%	14.37%	4.82%	4.85%	4.12%	1.32%
1994	4.10%	1.05%	3.24%	-0.84%	2.84%	3.55%	3.98%	3.62%	3.40%	16.40%	5.28%	2.80%	2.10%	3.28%
1995	3.40%	4.17%	3.87%	1.16%	3.82%	3.58%	2.31%	2.16%	1.58%	12.77%	4.20%	2.30%	2.29%	0.86%
1996	3.13%	0.00%	4.79%	1.25%	2.22%	2.49%	2.48%	2.69%	2.06%	13.49%	1.04%	2.93%	1.62%	1.09%
1997	3.74%	-60.00%	3.10%	0.14%	4.67%	1.81%	2.82%	4.61%	4.42%	15.63%	2.89%	2.50%	4.38%	1.49%
1998	3.47%	135.00%	3.71%	-0.78%	3.54%	3.25%	4.19%	8.20%	4.99%	9.84%	2.39%	1.90%	2.01%	1.35%
1999	2.88%	-4.26%	3.17%	-0.83%	1.02%	2.70%	1.48%	8.77%	2.62%	11.21%	0.73%	1.74%	1.82%	1.13%
2000	3.72%	-2.22%	5.13%	-0.10%	3.32%	3.21%	1.78%	5.36%	2.45%	8.59%	2.72%	2.23%	4.95%	3.74%
2001	1.28%	-7.95%	3.30%	-4.73%	-0.25%	-0.37%	-0.91%	0.22%	1.36%	3.24%	3.00%	1.69%	1.84%	2.17%
2002	0.13%	-11.11%	1.09%	-5.89%	-0.19%	-1.21%	-2.77%	-5.73%	1.16%	0.22%	2.68%	0.38%	3.51%	1.54%
2003	1.14%	-1.39%	3.84%	-4.23%	0.51%	-0.25%	-3.14%	-3.76%	2.22%	1.56%	3.68%	1.81%	2.25%	1.33%
2004	3.43%	0.00%	9.39%	0.22%	3.37%	2.72%	1.53%	-2.04%	3.78%	5.91%	2.96%	4.32%	2.20%	1.25%
2005	4.01%	0.00%	11.38%	1.17%	4.09%	4.13%	3.78%	0.18%	4.98%	7.16%	2.44%	2.66%	1.67%	1.41%
2006	2.60%	-7.04%	7.06%	0.22%	2.90%	1.98%	1.42%	-0.92%	3.14%	4.22%	2.66%	1.44%	0.93%	1.67%
2007	0.20%	1.52%	-8.75%	-4.18%	1.54%	0.46%	0.08%	-0.25%	-0.98%	0.69%	3.07%	1.97%	2.25%	2.12%
2008	-3.53%	-7.46%	-17.30%	-6.99%	-3.08%	-2.89%	-2.03%	-3.41%	-4.62%	-6.14%	2.09%	-1.36%	-2.95%	0.38%
2009	-6.23%	-11.29%	-23.32%	-12.67%	-8.01%	-6.58%	-6.67%	-8.60%	-7.38%	-7.94%	1.27%	-4.51%	-6.77%	-1.09%
2010	-1.09%	-1.82%	-11.90%	-5.31%	-3.36%	-0.05%	-2.22%	-4.92%	-2.83%	0.30%	1.78%	0.25%	-0.61%	-0.01%

**Nonfarm Jobs**

**Tampa-St Petersburg MSA**

(annual)

Not Seasonally Adjusted  
Thousands

TWU = Transportation, Warehousing and Utilities

	Total	Mining and Logging	Construction	Manufacturing	Wholesale Trade	Retail Trade	TWU	Information	Finance	Professional and Business Services	Education and Health Services	Leisure and Hospitality	Other Services	Gov't
1980	557.7	NA	NA	NA	NA	NA	NA	NA	NA	NA	NA	NA	NA	NA
1981	589.6	NA	NA	NA	NA	NA	NA	NA	NA	NA	NA	NA	NA	NA
1982	602.1	NA	NA	NA	NA	NA	NA	NA	NA	NA	NA	NA	NA	NA
1983	638.0	NA	NA	NA	NA	NA	NA	NA	NA	NA	NA	NA	NA	NA
1984	693.6	NA	NA	NA	NA	NA	NA	NA	NA	NA	NA	NA	NA	NA
1985	732.4	NA	NA	NA	NA	NA	NA	NA	NA	NA	NA	NA	NA	NA
1986	761.2	NA	NA	NA	NA	NA	NA	NA	NA	NA	NA	NA	NA	NA
1987	803.2	NA	NA	NA	NA	NA	NA	NA	NA	NA	NA	NA	NA	NA
1988	833.7	NA	NA	NA	NA	NA	NA	NA	NA	NA	NA	NA	NA	NA
1989	861.9	NA	NA	NA	NA	NA	NA	NA	NA	NA	NA	NA	NA	NA
1990	872.6	0.6	54.7	83.9	45.7	127.7	31.5	25.8	66.6	66.2	111.3	104.1	38.6	116.0
1991	849.0	0.5	48.2	77.8	45.0	123.1	31.3	26.2	63.2	65.8	114.7	99.4	37.4	116.5
1992	854.2	0.5	46.5	76.3	44.9	121.5	32.1	27.0	61.1	66.7	121.6	98.1	38.3	119.7
1993	884.6	0.5	49.9	77.3	44.7	121.9	32.7	26.9	62.4	78.0	127.0	101.5	39.0	122.9
1994	935.8	0.5	51.3	77.3	47.7	125.6	33.7	27.9	67.4	94.3	134.9	107.0	39.7	128.6
1995	968.5	0.4	54.6	78.8	50.1	129.9	32.4	29.2	69.8	102.7	140.7	108.8	40.9	130.3
1996	992.9	0.4	59.3	79.0	48.7	133.7	32.3	28.3	71.1	114.0	140.3	112.4	41.3	132.0
1997	1,038.9	0.4	63.1	81.9	50.9	138.5	33.5	30.9	75.8	138.3	140.3	110.9	41.9	132.4
1998	1,080.4	0.4	64.0	84.9	53.1	142.4	35.9	33.8	82.8	150.6	141.6	113.7	43.0	134.2
1999	1,113.2	0.5	63.9	87.2	53.4	143.5	35.9	37.0	88.0	171.6	140.7	112.7	43.9	135.1
2000	1,158.0	0.5	67.4	89.8	55.9	148.4	37.0	38.9	91.6	183.6	141.7	115.7	45.0	142.6
2001	1,146.8	0.5	67.2	84.5	54.6	143.8	34.2	38.1	92.3	179.6	141.8	118.2	45.4	146.5
2002	1,139.3	0.5	69.1	80.3	53.3	142.8	32.3	35.0	92.5	174.5	144.8	119.5	48.0	146.7
2003	1,140.0	0.5	71.5	76.3	50.4	140.6	31.0	33.8	93.9	178.6	149.4	119.9	47.9	146.1
2004	1,180.6	0.6	78.5	76.9	50.9	144.2	31.9	32.1	95.5	196.1	154.0	123.5	49.2	147.1
2005	1,219.9	0.7	87.6	77.6	52.8	149.9	31.7	31.9	99.4	206.9	156.5	127.5	49.4	148.0
2006	1,245.2	0.8	93.2	78.5	54.0	151.8	30.7	31.8	102.7	215.6	160.2	129.7	47.1	149.1
2007	1,244.4	0.7	86.7	75.9	54.3	151.7	29.1	31.8	101.8	215.7	167.4	130.0	47.8	151.7
2008	1,202.8	0.6	75.3	71.5	52.9	146.7	27.8	30.3	97.1	202.3	171.8	126.0	47.6	153.0
2009	1,132.9	0.5	59.2	61.9	47.7	137.1	25.7	27.6	91.7	189.9	173.3	119.9	43.9	154.4
2010	1,116.0	0.5	52.0	57.8	45.6	137.3	24.8	25.7	87.1	191.4	177.5	118.5	42.8	155.1

**Nonfarm Jobs**

**Tampa-St Petersburg MSA**

(annual)

Not Seasonally Adjusted  
Change, Thousands

TWU = Transportation, Warehousing and Utilities

	Total	Mining and Logging	Construction	Manufacturing	Wholesale Trade	Retail Trade	TWU	Information	Finance	Professional and Business Services	Education and Health Services	Leisure and Hospitality	Other Services	Gov't
1981	31.9	NA	NA	NA	NA	NA	NA	NA	NA	NA	NA	NA	NA	NA
1982	12.5	NA	NA	NA	NA	NA	NA	NA	NA	NA	NA	NA	NA	NA
1983	35.9	NA	NA	NA	NA	NA	NA	NA	NA	NA	NA	NA	NA	NA
1984	55.6	NA	NA	NA	NA	NA	NA	NA	NA	NA	NA	NA	NA	NA
1985	38.8	NA	NA	NA	NA	NA	NA	NA	NA	NA	NA	NA	NA	NA
1986	28.8	NA	NA	NA	NA	NA	NA	NA	NA	NA	NA	NA	NA	NA
1987	42.0	NA	NA	NA	NA	NA	NA	NA	NA	NA	NA	NA	NA	NA
1988	30.5	NA	NA	NA	NA	NA	NA	NA	NA	NA	NA	NA	NA	NA
1989	28.2	NA	NA	NA	NA	NA	NA	NA	NA	NA	NA	NA	NA	NA
1990	10.7	NA	NA	NA	NA	NA	NA	NA	NA	NA	NA	NA	NA	NA
1991	-23.6	-0.1	-6.5	-6.1	-0.7	-4.6	-0.2	0.4	-3.4	-0.4	3.4	-4.7	-1.2	0.5
1992	5.2	0.0	-1.7	-1.5	-0.1	-1.6	0.8	0.8	-2.1	0.9	6.9	-1.3	0.9	3.2
1993	30.4	0.0	3.4	1.0	-0.2	0.4	0.6	-0.1	1.3	11.3	5.4	3.4	0.7	3.2
1994	51.2	0.0	1.4	0.0	3.0	3.7	1.0	1.0	5.0	16.3	7.9	5.5	0.7	5.7
1995	32.7	-0.1	3.3	1.5	2.4	4.3	-1.3	1.3	2.4	8.4	5.8	1.8	1.2	1.7
1996	24.4	0.0	4.7	0.2	-1.4	3.8	-0.1	-0.9	1.3	11.3	-0.4	3.6	0.4	1.7
1997	46.0	0.0	3.8	2.9	2.2	4.8	1.2	2.6	4.7	24.3	0.0	-1.5	0.6	0.4
1998	41.5	0.0	0.9	3.0	2.2	3.9	2.4	2.9	7.0	12.3	1.3	2.8	1.1	1.8
1999	32.8	0.1	-0.1	2.3	0.3	1.1	0.0	3.2	5.2	21.0	-0.9	-1.0	0.9	0.9
2000	44.8	0.0	3.5	2.6	2.5	4.9	1.1	1.9	3.6	12.0	1.0	3.0	1.1	7.5
2001	-11.2	0.0	-0.2	-5.3	-1.3	-4.6	-2.8	-0.8	0.7	-4.0	0.1	2.5	0.4	3.9
2002	-7.5	0.0	1.9	-4.2	-1.3	-1.0	-1.9	-3.1	0.2	-5.1	3.0	1.3	2.6	0.2
2003	0.7	0.0	2.4	-4.0	-2.9	-2.2	-1.3	-1.2	1.4	4.1	4.6	0.4	-0.1	-0.6
2004	40.6	0.1	7.0	0.6	0.5	3.6	0.9	-1.7	1.6	17.5	4.6	3.6	1.3	1.0
2005	39.3	0.1	9.1	0.7	1.9	5.7	-0.2	-0.2	3.9	10.8	2.5	4.0	0.2	0.9
2006	25.3	0.1	5.6	0.9	1.2	1.9	-1.0	-0.1	3.3	8.7	3.7	2.2	-2.3	1.1
2007	-0.8	-0.1	-6.5	-2.6	0.3	-0.1	-1.6	0.0	-0.9	0.1	7.2	0.3	0.7	2.6
2008	-41.6	-0.1	-11.4	-4.4	-1.4	-5.0	-1.3	-1.5	-4.7	-13.4	4.4	-4.0	-0.2	1.3
2009	-69.9	-0.1	-16.1	-9.6	-5.2	-9.6	-2.1	-2.7	-5.4	-12.4	1.5	-6.1	-3.7	1.4
2010	-16.9	0.0	-7.2	-4.1	-2.1	0.2	-0.9	-1.9	-4.6	1.5	4.2	-1.4	-1.1	0.7

**Nonfarm Jobs  
Tampa-St Petersburg MSA**

(annual)

Not Seasonally Adjusted  
% Change

TWU = Transportation, Warehousing and Utilities

	Total	Mining and Logging	Construction	Manufacturing	Wholesale Trade	Retail Trade	TWU	Information	Finance	Professional and Business Services	Education and Health Services	Leisure and Hospitality	Other Services	Gov't
1981	5.72%	NA	NA	NA	NA	NA	NA	NA	NA	NA	NA	NA	NA	NA
1982	2.12%	NA	NA	NA	NA	NA	NA	NA	NA	NA	NA	NA	NA	NA
1983	5.96%	NA	NA	NA	NA	NA	NA	NA	NA	NA	NA	NA	NA	NA
1984	8.71%	NA	NA	NA	NA	NA	NA	NA	NA	NA	NA	NA	NA	NA
1985	5.59%	NA	NA	NA	NA	NA	NA	NA	NA	NA	NA	NA	NA	NA
1986	3.93%	NA	NA	NA	NA	NA	NA	NA	NA	NA	NA	NA	NA	NA
1987	5.52%	NA	NA	NA	NA	NA	NA	NA	NA	NA	NA	NA	NA	NA
1988	3.80%	NA	NA	NA	NA	NA	NA	NA	NA	NA	NA	NA	NA	NA
1989	3.38%	NA	NA	NA	NA	NA	NA	NA	NA	NA	NA	NA	NA	NA
1990	1.24%	NA	NA	NA	NA	NA	NA	NA	NA	NA	NA	NA	NA	NA
1991	-2.70%	-16.67%	-11.88%	-7.27%	-1.53%	-3.60%	-0.63%	1.55%	-5.11%	-0.60%	3.05%	-4.51%	-3.11%	0.43%
1992	0.61%	0.00%	-3.53%	-1.93%	-0.22%	-1.30%	2.56%	3.05%	-3.32%	1.37%	6.02%	-1.31%	2.41%	2.75%
1993	3.56%	0.00%	7.31%	1.31%	-0.45%	0.33%	1.87%	-0.37%	2.13%	16.94%	4.44%	3.47%	1.83%	2.67%
1994	5.79%	0.00%	2.81%	0.00%	6.71%	3.04%	3.06%	3.72%	8.01%	20.90%	6.22%	5.42%	1.79%	4.64%
1995	3.49%	-20.00%	6.43%	1.94%	5.03%	3.42%	-3.86%	4.66%	3.56%	8.91%	4.30%	1.68%	3.02%	1.32%
1996	2.52%	0.00%	8.61%	0.25%	-2.79%	2.93%	-0.31%	-3.08%	1.86%	11.00%	-0.28%	3.31%	0.98%	1.30%
1997	4.63%	0.00%	6.41%	3.67%	4.52%	3.59%	3.72%	9.19%	6.61%	21.32%	0.00%	-1.33%	1.45%	0.30%
1998	3.99%	0.00%	1.43%	3.66%	4.32%	2.82%	7.16%	9.39%	9.23%	8.89%	0.93%	2.52%	2.63%	1.36%
1999	3.04%	25.00%	-0.16%	2.71%	0.56%	0.77%	0.00%	9.47%	6.28%	13.94%	-0.64%	-0.88%	2.09%	0.67%
2000	4.02%	0.00%	5.48%	2.98%	4.68%	3.41%	3.06%	5.14%	4.09%	6.99%	0.71%	2.66%	2.51%	5.55%
2001	-0.97%	0.00%	-0.30%	-5.90%	-2.33%	-3.10%	-7.57%	-2.06%	0.76%	-2.18%	0.07%	2.16%	0.89%	2.73%
2002	-0.65%	0.00%	2.83%	-4.97%	-2.38%	-0.70%	-5.56%	-8.14%	0.22%	-2.84%	2.12%	1.10%	5.73%	0.14%
2003	0.06%	0.00%	3.47%	-4.98%	-5.44%	-1.54%	-4.02%	-3.43%	1.51%	2.35%	3.18%	0.33%	-0.21%	-0.41%
2004	3.56%	20.00%	9.79%	0.79%	0.99%	2.56%	2.90%	-5.03%	1.70%	9.80%	3.08%	3.00%	2.71%	0.68%
2005	3.33%	16.67%	11.59%	0.91%	3.73%	3.95%	-0.63%	-0.62%	4.08%	5.51%	1.62%	3.24%	0.41%	0.61%
2006	2.07%	14.29%	6.39%	1.16%	2.27%	1.27%	-3.15%	-0.31%	3.32%	4.20%	2.36%	1.73%	-4.66%	0.74%
2007	-0.06%	-12.50%	-6.97%	-3.31%	0.56%	-0.07%	-5.21%	0.00%	-0.88%	0.05%	4.49%	0.23%	1.49%	1.74%
2008	-3.34%	-14.29%	-13.15%	-5.80%	-2.58%	-3.30%	-4.47%	-4.72%	-4.62%	-6.21%	2.63%	-3.08%	-0.42%	0.86%
2009	-5.81%	-16.67%	-21.38%	-13.43%	-9.83%	-6.54%	-7.55%	-8.91%	-5.56%	-6.13%	0.87%	-4.84%	-7.77%	0.92%
2010	-1.49%	0.00%	-12.16%	-6.62%	-4.40%	0.15%	-3.50%	-6.88%	-5.02%	0.79%	2.42%	-1.17%	-2.51%	0.45%

## Nonfarm Jobs

### USA

(monthly)

Not Seasonally Adjusted  
Thousands

TWU = Transportation, Warehousing and Utilities

	Total	Mining and Logging	Construction	Manufacturing	Whlse Trade	Retail Trade	TWU	Information	Finance	Professional and Business Services	Education and Health Services	Leisure and Hospitality	Other Services	Gov't
Jan-80	89,628.0	1,025.0	4,246.0	19,132.0	4,522.8	10,157.4	3,610.3	2,363.0	4,920.0	7,350.0	6,827.0	6,625.0	2,661.0	16,188.0
Feb-80	89,761.0	1,030.0	4,156.0	19,083.0	4,531.5	10,041.5	3,598.4	2,364.0	4,930.0	7,403.0	6,901.0	6,580.0	2,689.0	16,454.0
Mar-80	90,321.0	1,035.0	4,194.0	19,139.0	4,547.6	10,084.1	3,607.5	2,373.0	4,956.0	7,466.0	6,972.0	6,618.0	2,716.0	16,613.0
Apr-80	90,743.0	1,047.0	4,311.0	18,919.0	4,539.6	10,145.8	3,608.9	2,368.0	4,975.0	7,508.0	7,030.0	6,664.0	2,738.0	16,889.0
May-80	90,759.0	1,070.0	4,455.0	18,665.0	4,537.0	10,209.6	3,621.1	2,363.0	5,005.0	7,530.0	7,061.0	6,704.0	2,750.0	16,788.0
Jun-80	90,918.0	1,101.0	4,572.0	18,591.0	4,557.9	10,241.3	3,626.3	2,367.0	5,063.0	7,572.0	7,107.0	6,728.0	2,768.0	16,623.0
Jul-80	89,577.0	1,088.0	4,613.0	18,164.0	4,550.3	10,193.8	3,589.6	2,342.0	5,088.0	7,574.0	7,133.0	6,707.0	2,779.0	15,755.0
Aug-80	89,860.0	1,090.0	4,670.0	18,456.0	4,560.6	10,242.1	3,594.3	2,333.0	5,091.0	7,599.0	7,145.0	6,728.0	2,783.0	15,568.0
Sep-80	90,525.0	1,098.0	4,645.0	18,641.0	4,565.5	10,286.0	3,622.6	2,347.0	5,054.0	7,608.0	7,146.0	6,754.0	2,783.0	15,975.0
Oct-80	91,123.0	1,101.0	4,647.0	18,648.0	4,581.1	10,269.9	3,627.3	2,371.0	5,063.0	7,629.0	7,172.0	6,755.0	2,793.0	16,466.0
Nov-80	91,469.0	1,116.0	4,553.0	18,699.0	4,592.4	10,406.4	3,615.3	2,369.0	5,071.0	7,638.0	7,179.0	6,826.0	2,796.0	16,608.0
Dec-80	91,655.0	1,121.0	4,381.0	18,653.0	4,602.6	10,650.7	3,621.5	2,369.0	5,083.0	7,653.0	7,192.0	6,957.0	2,801.0	16,570.0
Jan-81	89,831.0	1,125.0	4,000.0	18,482.0	4,571.5	10,163.6	3,545.4	2,343.0	5,078.0	7,574.0	7,133.0	6,686.0	2,779.0	16,350.0
Feb-81	89,978.0	1,130.0	3,910.0	18,468.0	4,572.1	10,059.7	3,545.3	2,347.0	5,087.0	7,622.0	7,196.0	6,646.0	2,803.0	16,592.0
Mar-81	90,513.0	1,142.0	4,049.0	18,559.0	4,590.2	10,101.3	3,561.7	2,358.0	5,103.0	7,672.0	7,248.0	6,680.0	2,823.0	16,626.0
Apr-81	91,150.0	1,012.0	4,249.0	18,647.0	4,614.2	10,267.9	3,585.6	2,372.0	5,133.0	7,741.0	7,321.0	6,784.0	2,851.0	16,572.0
May-81	91,640.0	1,035.0	4,360.0	18,720.0	4,626.4	10,372.5	3,609.0	2,384.0	5,161.0	7,778.0	7,353.0	6,846.0	2,863.0	16,532.0
Jun-81	92,288.0	1,205.0	4,482.0	18,890.0	4,663.9	10,440.2	3,645.8	2,406.0	5,212.0	7,843.0	7,405.0	6,892.0	2,884.0	16,319.0
Jul-81	91,363.0	1,233.0	4,553.0	18,699.0	4,667.7	10,416.5	3,625.2	2,396.0	5,238.0	7,852.0	7,424.0	6,880.0	2,891.0	15,488.0
Aug-81	91,370.0	1,251.0	4,568.0	18,812.0	4,667.0	10,456.5	3,630.6	2,403.0	5,236.0	7,864.0	7,431.0	6,903.0	2,894.0	15,254.0
Sep-81	91,867.0	1,258.0	4,503.0	18,927.0	4,654.8	10,475.5	3,653.9	2,413.0	5,190.0	7,866.0	7,430.0	6,915.0	2,893.0	15,688.0
Oct-81	92,045.0	1,252.0	4,475.0	18,710.0	4,664.5	10,427.9	3,639.4	2,402.0	5,174.0	7,878.0	7,460.0	6,896.0	2,904.0	16,162.0
Nov-81	91,879.0	1,260.0	4,356.0	18,492.0	4,663.2	10,499.3	3,620.6	2,388.0	5,169.0	7,856.0	7,445.0	6,928.0	2,898.0	16,304.0
Dec-81	91,546.0	1,252.0	4,142.0	18,203.0	4,649.8	10,690.7	3,604.0	2,370.0	5,172.0	7,835.0	7,432.0	7,024.0	2,893.0	16,278.0
Jan-82	89,318.0	1,234.0	3,703.0	17,874.0	4,599.8	10,186.5	3,507.8	2,329.0	5,149.0	7,735.0	7,360.0	6,739.0	2,865.0	16,036.0
Feb-82	89,407.0	1,233.0	3,687.0	17,826.0	4,583.8	10,074.1	3,496.6	2,328.0	5,148.0	7,773.0	7,415.0	6,693.0	2,886.0	16,263.0
Mar-82	89,700.0	1,233.0	3,760.0	17,762.0	4,591.5	10,111.8	3,499.5	2,329.0	5,164.0	7,808.0	7,458.0	6,722.0	2,902.0	16,359.0
Apr-82	89,982.0	1,217.0	3,916.0	17,611.0	4,585.2	10,250.2	3,505.0	2,326.0	5,180.0	7,844.0	7,504.0	6,806.0	2,920.0	16,318.0
May-82	90,467.0	1,198.0	4,107.0	17,564.0	4,592.8	10,379.0	3,538.6	2,335.0	5,202.0	7,874.0	7,531.0	6,881.0	2,930.0	16,335.0
Jun-82	90,658.0	1,195.0	4,198.0	17,537.0	4,607.5	10,455.2	3,557.3	2,342.0	5,259.0	7,912.0	7,569.0	6,930.0	2,945.0	16,151.0
Jul-82	89,326.0	1,168.0	4,255.0	17,221.0	4,596.5	10,435.2	3,515.0	2,318.0	5,277.0	7,906.0	7,581.0	6,920.0	2,950.0	15,183.0
Aug-82	89,200.0	1,147.0	4,268.0	17,249.0	4,582.7	10,461.6	3,506.3	2,316.0	5,269.0	7,895.0	7,569.0	6,931.0	2,946.0	15,059.0
Sep-82	89,616.0	1,124.0	4,217.0	17,285.0	4,555.3	10,465.5	3,524.2	2,319.0	5,225.0	7,880.0	7,553.0	6,935.0	2,939.0	15,594.0
Oct-82	89,586.0	1,091.0	4,176.0	16,988.0	4,547.6	10,413.3	3,510.5	2,303.0	5,208.0	7,868.0	7,559.0	6,910.0	2,941.0	16,071.0
Nov-82	89,482.0	1,072.0	4,093.0	16,785.0	4,534.8	10,503.2	3,485.4	2,286.0	5,209.0	7,851.0	7,550.0	6,954.0	2,937.0	16,222.0
Dec-82	89,383.0	1,048.0	3,907.0	16,653.0	4,516.3	10,725.0	3,483.7	2,278.0	5,213.0	7,833.0	7,531.0	7,067.0	2,930.0	16,198.0
Jan-83	87,716.0	1,021.0	3,656.0	16,530.0	4,471.2	10,279.2	3,383.6	2,241.0	5,197.0	7,742.0	7,457.0	6,815.0	2,902.0	16,021.0
Feb-83	87,727.0	991.0	3,517.0	16,543.0	4,462.0	10,152.8	3,371.6	2,242.0	5,209.0	7,779.0	7,511.0	6,762.0	2,923.0	16,264.0
Mar-83	88,330.0	981.0	3,588.0	16,612.0	4,469.6	10,229.0	3,392.1	2,254.0	5,230.0	7,856.0	7,598.0	6,824.0	2,956.0	16,340.0
Apr-83	89,173.0	972.0	3,780.0	16,720.0	4,491.2	10,390.2	3,427.3	2,272.0	5,270.0	7,946.0	7,690.0	6,931.0	2,991.0	16,292.0
May-83	90,005.0	976.0	3,973.0	16,873.0	4,517.6	10,527.6	3,465.3	2,290.0	5,301.0	7,997.0	7,733.0	7,015.0	3,008.0	16,328.0
Jun-83	90,829.0	993.0	4,177.0	17,078.0	4,568.3	10,660.0	3,501.3	2,314.0	5,364.0	8,085.0	7,815.0	7,102.0	3,040.0	16,131.0
Jul-83	90,256.0	1,002.0	4,313.0	17,017.0	4,581.5	10,702.3	3,483.0	2,308.0	5,409.0	8,121.0	7,858.0	7,133.0	3,057.0	15,271.0
Aug-83	89,983.0	1,005.0	4,398.0	17,223.0	4,590.3	10,755.4	3,477.3	1,729.0	5,423.0	8,143.0	7,876.0	7,175.0	3,064.0	15,124.0
Sep-83	91,703.0	1,002.0	4,401.0	17,448.0	4,608.0	10,831.9	3,557.1	2,347.0	5,397.0	8,183.0	7,901.0	7,215.0	3,073.0	15,739.0
Oct-83	92,217.0	1,008.0	4,415.0	17,486.0	4,631.1	10,834.1	3,557.3	2,348.0	5,388.0	8,200.0	7,921.0	7,221.0	3,081.0	16,126.0
Nov-83	92,576.0	1,009.0	4,358.0	17,530.0	4,650.7	10,997.6	3,530.7	2,343.0	5,401.0	8,199.0	7,915.0	7,302.0	3,079.0	16,261.0
Dec-83	92,847.0	1,003.0	4,199.0	17,516.0	4,664.7	11,257.9	3,547.0	2,344.0	5,422.0	8,212.0	7,922.0	7,441.0	3,082.0	16,236.0
Jan-84	91,357.0	998.0	3,941.0	17,461.0	4,653.8	10,821.2	3,509.8	2,328.0	5,404.0	8,135.0	7,851.0	7,195.0	3,055.0	16,004.0
Feb-84	91,923.0	993.0	3,954.0	17,575.0	4,673.8	10,731.1	3,524.5	2,341.0	5,421.0	8,214.0	7,946.0	7,171.0	3,091.0	16,288.0
Mar-84	92,642.0	994.0	4,033.0	17,714.0	4,701.4	10,808.2	3,553.0	2,358.0	5,454.0	8,290.0	8,025.0	7,231.0	3,121.0	16,359.0
Apr-84	93,596.0	993.0	4,259.0	17,803.0	4,728.9	10,981.7	3,589.3	2,375.0	5,483.0	8,382.0	8,120.0	7,347.0	3,158.0	16,376.0
May-84	94,471.0	1,008.0	4,475.0	17,901.0	4,755.8	11,115.8	3,634.2	2,394.0	5,522.0	8,448.0	8,182.0	7,432.0	3,181.0	16,422.0
Jun-84	95,287.0	1,031.0	4,681.0	18,086.0	4,803.8	11,263.9	3,682.8	2,420.0	5,593.0	8,526.0	8,249.0	7,525.0	3,208.0	16,217.0
Jul-84	94,589.0	1,036.0	4,799.0	17,967.0	4,831.6	11,289.4	3,657.8	2,410.0	5,627.0	8,541.0	8,271.0	7,540.0	3,217.0	15,402.0
Aug-84	94,869.0	1,041.0	4,852.0	18,140.0	4,842.8	11,336.8	3,678.2	2,422.0	5,637.0	8,555.0	8,274.0	7,567.0	3,218.0	15,305.0
Sep-84	95,789.0	1,037.0	4,845.0	18,185.0	4,849.6	11,386.7	3,714.5	2,434.0	5,605.0	8,596.0	8,320.0	7,608.0	3,235.0	15,973.0
Oct-84	96,343.0	1,020.0	4,829.0	18,128.0	4,867.3	11,420.0	3,725.1	2,436.0	5,611.0	8,626.0	8,358.0	7,634.0	3,250.0	16,439.0
Nov-84	96,718.0	1,014.0	4,750.0	18,066.0	4,872.0	11,654.9	3,708.0	2,427.0	5,626.0	8,629.0	8,360.0	7,757.0	3,251.0	16,603.0
Dec-84	96,773.0	998.0	4,598.0	18,013.0	4,875.8	11,861.1	3,725.0	2,428.0	5,649.0	8,630.0	8,357.0	7,865.0	3,250.0	16,523.0
Jan-85	95,029.0	986.0	4,298.0	17,860.0	4,848.2	11,356.2	3,647.3	2,399.0	5,633.0	8,557.0	8,304.0	7,585.0	3,230.0	16,325.0
Feb-85	95,239.0	978.0	4,195.0	17,825.0	4,840.9	11,251.3	3,653.1	2,404.0	5,650.0	8,621.0	8,390.0	7,552.0	3,262.0	16,617.0

**Nonfarm Jobs**

**USA**

(monthly)

Not Seasonally Adjusted  
Thousands

TWU = Transportation, Warehousing and Utilities

	Total	Mining and Logging	Construction	Manufacturing	Whlse Trade	Retail Trade	TWU	Information	Finance	Professional and Business Services	Education and Health Services	Leisure and Hospitality	Other Services	Gov't
Mar-85	96,034.0	977.0	4,362.0	17,851.0	4,868.1	11,375.4	3,656.5	2,403.0	5,688.0	8,707.0	8,486.0	7,637.0	3,299.0	16,724.0
Apr-85	96,854.0	978.0	4,606.0	17,819.0	4,882.0	11,540.9	3,693.3	2,423.0	5,732.0	8,788.0	8,574.0	7,748.0	3,333.0	16,737.0
May-85	97,705.0	982.0	4,815.0	17,831.0	4,903.1	11,717.2	3,730.3	2,437.0	5,776.0	8,857.0	8,643.0	7,858.0	3,360.0	16,795.0
Jun-85	98,257.0	990.0	4,965.0	17,933.0	4,941.3	11,843.5	3,764.4	2,454.0	5,851.0	8,921.0	8,700.0	7,937.0	3,383.0	16,574.0
Jul-85	97,396.0	985.0	5,067.0	17,718.0	4,944.0	11,818.5	3,741.0	2,440.0	5,893.0	8,933.0	8,725.0	7,928.0	3,393.0	15,810.0
Aug-85	97,645.0	981.0	5,136.0	17,853.0	4,952.1	11,877.2	3,733.8	2,446.0	5,912.0	8,967.0	8,759.0	7,966.0	3,406.0	15,656.0
Sep-85	98,454.0	971.0	5,121.0	17,867.0	4,943.4	11,873.1	3,784.5	2,460.0	5,884.0	8,996.0	8,791.0	7,978.0	3,417.0	16,368.0
Oct-85	98,964.0	962.0	5,112.0	17,804.0	4,956.0	11,862.4	3,794.1	2,462.0	5,892.0	9,028.0	8,833.0	7,982.0	3,433.0	16,843.0
Nov-85	99,217.0	953.0	5,008.0	17,756.0	4,952.2	12,023.5	3,781.0	2,456.0	5,918.0	9,034.0	8,840.0	8,068.0	3,436.0	16,991.0
Dec-85	99,333.0	940.0	4,829.0	17,705.0	4,945.0	12,258.4	3,796.7	2,456.0	5,948.0	9,037.0	8,837.0	8,193.0	3,436.0	16,952.0
Jan-86	97,373.0	927.0	4,531.0	17,551.0	4,898.3	11,733.4	3,715.1	2,423.0	5,924.0	8,929.0	8,744.0	7,895.0	3,400.0	16,702.0
Feb-86	97,566.0	904.0	4,424.0	17,535.0	4,889.4	11,612.1	3,707.3	2,425.0	5,952.0	8,987.0	8,822.0	7,850.0	3,430.0	17,028.0
Mar-86	98,114.0	875.0	4,538.0	17,536.0	4,891.5	11,703.4	3,713.6	2,431.0	5,993.0	9,058.0	8,906.0	7,918.0	3,462.0	17,088.0
Apr-86	98,949.0	845.0	4,797.0	17,546.0	4,916.7	11,863.3	3,735.1	2,442.0	6,045.0	9,148.0	9,004.0	8,025.0	3,500.0	17,082.0
May-86	99,642.0	824.0	4,960.0	17,559.0	4,936.4	12,033.6	3,770.5	2,453.0	6,091.0	9,199.0	9,052.0	8,128.0	3,519.0	17,116.0
Jun-86	99,948.0	821.0	5,098.0	17,637.0	4,937.3	12,143.0	3,793.7	2,381.0	6,176.0	9,260.0	9,110.0	8,202.0	3,543.0	16,846.0
Jul-86	99,194.0	818.0	5,206.0	17,431.0	4,980.0	12,158.3	3,778.1	2,454.0	6,229.0	9,285.0	9,145.0	8,214.0	3,557.0	15,939.0
Aug-86	99,367.0	805.0	5,265.0	17,576.0	4,967.4	12,223.1	3,791.3	2,427.0	6,243.0	9,302.0	9,155.0	8,254.0	3,561.0	15,797.0
Sep-86	100,291.0	792.0	5,207.0	17,635.0	4,951.6	12,233.5	3,830.8	2,476.0	6,207.0	9,315.0	9,169.0	8,267.0	3,565.0	16,642.0
Oct-86	100,860.0	787.0	5,199.0	17,570.0	4,955.6	12,231.8	3,841.2	2,469.0	6,204.0	9,348.0	9,214.0	8,278.0	3,582.0	17,180.0
Nov-86	101,115.0	782.0	5,087.0	17,541.0	4,949.3	12,390.3	3,843.2	2,475.0	6,216.0	9,343.0	9,204.0	8,360.0	3,579.0	17,345.0
Dec-86	101,273.0	769.0	4,932.0	17,505.0	4,946.5	12,611.8	3,860.0	2,478.0	6,253.0	9,354.0	9,210.0	8,479.0	3,582.0	17,293.0
Jan-87	99,307.0	750.0	4,622.0	17,339.0	4,915.6	12,070.8	3,772.0	2,446.0	6,229.0	9,264.0	9,141.0	8,174.0	3,555.0	17,029.0
Feb-87	99,630.0	745.0	4,550.0	17,377.0	4,921.9	11,969.6	3,775.5	2,454.0	6,243.0	9,333.0	9,228.0	8,141.0	3,588.0	17,304.0
Mar-87	100,339.0	745.0	4,655.0	17,414.0	4,937.7	12,051.1	3,795.2	2,466.0	6,283.0	9,422.0	9,329.0	8,208.0	3,627.0	17,406.0
Apr-87	101,341.0	749.0	4,904.0	17,452.0	4,966.5	12,223.0	3,834.9	2,484.0	6,337.0	9,524.0	9,436.0	8,324.0	3,668.0	17,439.0
May-87	102,107.0	761.0	5,118.0	17,503.0	4,984.3	12,366.9	3,863.7	2,497.0	6,376.0	9,587.0	9,498.0	8,415.0	3,692.0	17,445.0
Jun-87	102,714.0	772.0	5,274.0	17,639.0	5,021.3	12,500.3	3,896.1	2,515.0	6,449.0	9,569.0	9,569.0	8,502.0	3,720.0	17,193.0
Jul-87	101,961.0	780.0	5,378.0	17,528.0	5,032.3	12,501.1	3,867.5	2,508.0	6,491.0	9,704.0	9,624.0	8,510.0	3,742.0	16,295.0
Aug-87	102,190.0	787.0	5,432.0	17,716.0	5,041.7	12,526.9	3,887.0	2,522.0	6,492.0	9,730.0	9,644.0	8,530.0	3,749.0	16,132.0
Sep-87	102,957.0	792.0	5,362.0	17,823.0	5,036.2	12,509.9	3,948.0	2,541.0	6,437.0	9,731.0	9,638.0	8,526.0	3,746.0	16,867.0
Oct-87	103,863.0	795.0	5,386.0	17,821.0	5,055.0	12,570.3	3,964.0	2,548.0	6,429.0	9,778.0	9,692.0	8,569.0	3,766.0	17,490.0
Nov-87	104,202.0	794.0	5,281.0	17,855.0	5,057.4	12,754.2	3,969.8	2,550.0	6,420.0	9,771.0	9,678.0	8,663.0	3,761.0	17,648.0
Dec-87	104,442.0	785.0	5,112.0	17,841.0	5,066.0	12,981.4	3,991.1	2,554.0	6,438.0	9,793.0	9,698.0	8,788.0	3,768.0	17,626.0
Jan-88	102,350.0	772.0	4,703.0	17,669.0	5,017.8	12,448.0	3,915.8	2,523.0	6,412.0	9,697.0	9,622.0	8,490.0	3,739.0	17,341.0
Feb-88	102,920.0	768.0	4,668.0	17,700.0	5,037.8	12,403.8	3,916.0	2,533.0	6,412.0	9,796.0	9,746.0	8,412.0	3,786.0	17,660.0
Mar-88	103,662.0	761.0	4,812.0	17,743.0	5,066.2	12,457.9	3,937.3	2,546.0	6,440.0	9,885.0	9,846.0	8,545.0	3,824.0	17,799.0
Apr-88	104,556.0	764.0	5,079.0	17,796.0	5,101.4	12,598.5	3,962.9	2,560.0	6,466.0	9,981.0	9,951.0	8,643.0	3,864.0	17,789.0
May-88	105,315.0	770.0	5,263.0	17,848.0	5,131.9	12,758.4	3,996.6	2,574.0	6,490.0	10,033.0	10,000.0	8,738.0	3,883.0	17,829.0
Jun-88	106,176.0	779.0	5,457.0	18,017.0	5,187.1	12,903.2	4,025.6	2,597.0	6,563.0	10,156.0	10,127.0	8,841.0	3,932.0	17,591.0
Jul-88	105,282.0	782.0	5,566.0	17,867.0	5,200.6	12,906.9	3,999.0	2,588.0	6,590.0	10,191.0	10,177.0	8,851.0	3,952.0	16,611.0
Aug-88	105,443.0	782.0	5,604.0	17,985.0	5,207.9	12,950.8	4,009.3	2,597.0	6,580.0	10,215.0	10,200.0	8,879.0	3,960.0	16,473.0
Sep-88	106,307.0	771.0	5,538.0	18,046.0	5,203.7	12,909.2	4,058.7	2,612.0	6,519.0	10,231.0	10,219.0	8,867.0	3,966.0	17,366.0
Oct-88	106,979.0	770.0	5,502.0	18,061.0	5,220.4	12,909.2	4,079.8	2,621.0	6,501.0	10,277.0	10,276.0	8,881.0	3,987.0	17,894.0
Nov-88	107,466.0	763.0	5,401.0	18,086.0	5,224.5	13,103.5	4,101.0	2,628.0	6,504.0	10,291.0	10,284.0	8,987.0	3,990.0	18,103.0
Dec-88	107,687.0	753.0	5,205.0	18,056.0	5,234.3	13,349.4	4,149.2	2,639.0	6,520.0	10,322.0	10,313.0	9,126.0	4,001.0	18,019.0
Jan-89	105,708.0	738.0	4,891.0	17,939.0	5,217.1	12,859.8	4,022.3	2,596.0	6,474.0	10,210.0	10,217.0	8,839.0	3,965.0	17,740.0
Feb-89	106,135.0	731.0	4,785.0	17,925.0	5,234.0	12,751.8	4,040.8	2,608.0	6,484.0	10,311.0	10,348.0	8,813.0	4,014.0	18,089.0
Mar-89	106,777.0	731.0	4,866.0	17,949.0	5,265.1	12,836.8	4,034.9	2,613.0	6,505.0	10,402.0	10,456.0	8,881.0	4,055.0	18,182.0
Apr-89	107,575.0	737.0	5,143.0	17,968.0	5,275.4	12,943.9	4,063.7	2,628.0	6,524.0	10,494.0	10,558.0	8,962.0	4,094.0	18,184.0
May-89	108,258.0	746.0	5,334.0	17,996.0	5,290.6	13,092.1	4,098.0	2,640.0	6,553.0	10,529.0	10,587.0	9,047.0	4,105.0	18,240.0
Jun-89	108,901.0	748.0	5,499.0	18,111.0	5,320.7	13,209.3	4,119.6	2,658.0	6,625.0	10,634.0	10,697.0	9,133.0	4,148.0	17,998.0
Jul-89	107,811.0	743.0	5,617.0	17,930.0	5,319.8	13,183.7	4,090.6	2,645.0	6,648.0	10,640.0	10,714.0	9,120.0	4,155.0	17,005.0
Aug-89	107,890.0	770.0	5,671.0	18,070.0	5,323.0	13,224.1	4,112.4	2,640.0	6,646.0	10,661.0	10,726.0	9,138.0	4,159.0	16,885.0
Sep-89	108,686.0	767.0	5,597.0	18,062.0	5,293.3	13,153.4	4,163.8	2,618.0	6,587.0	10,666.0	10,738.0	9,116.0	4,163.0	17,761.0
Oct-89	109,178.0	765.0	5,586.0	17,997.0	5,294.6	13,144.1	4,188.7	2,625.0	6,558.0	10,692.0	10,773.0	9,121.0	4,175.0	18,259.0
Nov-89	109,618.0	766.0	5,490.0	17,967.0	5,291.3	13,362.4	4,214.2	2,630.0	6,564.0	10,709.0	10,786.0	9,241.0	4,180.0	18,417.0
Dec-89	109,627.0	759.0	5,231.0	17,909.0	5,279.0	13,533.9	4,267.8	2,696.0	6,572.0	10,714.0	10,786.0	9,335.0	4,180.0	18,364.0
Jan-90	107,532.0	748.0	4,974.0	17,648.0	5,242.2	13,252.4	4,146.1	2,663.0	6,537.0	10,579.0	10,695.0	8,766.0	4,163.0	18,118.0
Feb-90	108,029.0	745.0	4,933.0	17,727.0	5,225.5	12,963.1	4,146.2	2,667.0	6,544.0	10,678.0	10,869.0	8,858.0	4,202.0	18,471.0
Mar-90	108,685.0	744.0	4,989.0	17,723.0	5,231.0	12,935.1	4,163.0	2,671.0	6,561.0	10,787.0	10,927.0	9,050.0	4,233.0	18,671.0
Apr-90	109,325.0	753.0	5,174.0	17,734.0	5,249.2	13,008.9	4,174.8	2,676.0	6,580.0	10,862.0	10,942.0	9,198.0	4,242.0	18,731.0

# Nonfarm Jobs

## USA

(monthly)

Not Seasonally Adjusted  
Thousands

TWU = Transportation, Warehousing and Utilities

	Total	Mining and Logging	Construction	Manufacturing	Wholesale Trade	Retail Trade	TWU	Information	Finance	Professional and Business Services	Education and Health Services	Leisure and Hospitality	Other Services	Gov't
May-90	110,231.0	765.0	5,370.0	17,748.0	5,269.8	13,105.1	4,215.8	2,683.0	6,611.0	10,868.0	10,941.0	9,418.0	4,274.0	18,962.0
Jun-90	110,797.0	779.0	5,523.0	17,870.0	5,314.8	13,179.5	4,236.0	2,701.0	6,687.0	11,000.0	10,941.0	9,418.0	4,307.0	18,628.0
Jul-90	109,529.0	784.0	5,580.0	17,691.0	5,309.8	13,167.0	4,186.6	2,709.0	6,703.0	10,977.0	10,797.0	9,730.0	4,335.0	17,560.0
Aug-90	109,410.0	781.0	5,581.0	17,803.0	5,305.4	13,156.2	4,185.7	2,711.0	6,705.0	10,993.0	10,812.0	9,776.0	4,303.0	17,298.0
Sep-90	110,004.0	777.0	5,487.0	17,786.0	5,284.0	13,110.1	4,254.7	2,688.0	6,638.0	10,942.0	11,052.0	9,535.0	4,258.0	18,192.0
Oct-90	110,201.0	772.0	5,379.0	17,694.0	5,276.4	13,181.9	4,267.7	2,691.0	6,605.0	10,913.0	11,254.0	9,195.0	4,274.0	18,698.0
Nov-90	110,163.0	767.0	5,208.0	17,501.0	5,263.9	13,458.8	4,275.6	2,697.0	6,595.0	11,324.0	11,324.0	9,108.0	4,271.0	18,859.0
Dec-90	109,933.0	761.0	4,963.0	17,413.0	5,249.3	13,669.8	4,335.0	2,702.0	6,596.0	10,747.0	11,337.0	9,101.0	4,272.0	18,787.0
Jan-91	107,383.0	745.0	4,530.0	17,184.0	5,177.3	13,065.2	4,186.3	2,689.0	6,561.0	10,573.0	11,254.0	8,763.0	4,216.0	18,439.0
Feb-91	107,350.0	743.0	4,451.0	17,053.0	5,158.5	12,741.1	4,156.7	2,683.0	6,546.0	10,566.0	11,420.0	8,822.0	4,233.0	18,777.0
Mar-91	107,638.0	739.0	4,485.0	17,001.0	5,159.9	12,681.2	4,155.3	2,681.0	6,562.0	10,600.0	11,480.0	8,990.0	4,240.0	18,864.0
Apr-91	108,025.0	740.0	4,666.0	16,987.0	5,169.2	12,684.0	4,162.5	2,680.0	6,552.0	10,661.0	11,505.0	9,137.0	4,238.0	18,843.0
May-91	108,706.0	743.0	4,853.0	17,037.0	5,189.2	12,777.2	4,191.6	2,676.0	6,564.0	10,656.0	11,469.0	9,407.0	4,255.0	18,888.0
Jun-91	109,186.0	752.0	4,990.0	17,134.0	5,218.0	12,856.0	4,198.9	2,689.0	6,618.0	10,771.0	11,357.0	9,697.0	4,286.0	18,619.0
Jul-91	107,982.0	755.0	5,053.0	17,001.0	5,216.3	12,846.0	4,171.3	2,688.0	6,620.0	11,307.0	11,307.0	9,662.0	4,308.0	17,595.0
Aug-91	108,073.0	751.0	5,073.0	17,175.0	5,205.4	12,868.0	4,178.3	2,686.0	6,612.0	10,813.0	11,317.0	9,713.0	4,276.0	17,405.0
Sep-91	108,785.0	739.0	5,011.0	17,178.0	5,192.9	12,819.9	4,230.1	2,665.0	6,538.0	10,814.0	11,563.0	9,501.0	4,234.0	18,299.0
Oct-91	109,153.0	731.0	4,939.0	17,111.0	5,190.3	12,882.5	4,234.8	2,663.0	6,507.0	10,838.0	11,765.0	9,201.0	4,242.0	18,848.0
Nov-91	109,166.0	721.0	4,751.0	17,027.0	5,180.7	13,147.6	4,246.6	2,663.0	6,504.0	10,778.0	11,820.0	9,086.0	4,234.0	19,007.0
Dec-91	109,047.0	711.0	4,562.0	16,932.0	5,165.7	13,388.0	4,275.0	2,665.0	6,513.0	10,740.0	11,819.0	9,093.0	4,222.0	18,961.0
Jan-92	106,659.0	693.0	4,235.0	16,703.0	5,108.8	12,785.5	4,138.6	2,632.0	6,462.0	10,575.0	11,699.0	8,817.0	4,169.0	18,641.0
Feb-92	106,906.0	686.0	4,146.0	16,679.0	5,098.4	12,582.9	4,126.1	2,631.0	6,457.0	10,620.0	11,847.0	8,891.0	4,174.0	18,968.0
Mar-92	107,424.0	684.0	4,231.0	16,677.0	5,108.2	12,544.7	4,133.8	2,634.0	6,469.0	10,728.0	11,884.0	9,055.0	4,184.0	19,091.0
Apr-92	108,259.0	686.0	4,450.0	16,733.0	5,115.3	12,633.0	4,150.6	2,630.0	6,492.0	10,868.0	11,914.0	9,289.0	4,205.0	19,093.0
May-92	109,065.0	691.0	4,663.0	16,795.0	5,127.8	12,737.1	4,176.3	2,632.0	6,522.0	10,924.0	11,855.0	9,591.0	4,231.0	19,120.0
Jun-92	109,554.0	694.0	4,791.0	16,917.0	5,150.6	12,821.6	4,198.5	2,646.0	6,595.0	11,051.0	11,739.0	9,867.0	4,262.0	18,821.0
Jul-92	108,537.0	700.0	4,869.0	16,813.0	5,133.0	12,801.8	4,157.3	2,649.0	6,608.0	11,058.0	11,716.0	9,891.0	4,308.0	17,833.0
Aug-92	108,591.0	695.0	4,918.0	16,905.0	5,118.0	12,807.5	4,156.9	2,647.0	6,617.0	11,119.0	11,687.0	9,945.0	4,277.0	17,702.0
Sep-92	109,372.0	686.0	4,861.0	16,914.0	5,093.1	12,780.6	4,230.8	2,633.0	6,567.0	11,120.0	11,911.0	9,745.0	4,242.0	18,588.0
Oct-92	109,959.0	687.0	4,853.0	16,846.0	5,100.7	12,887.2	4,240.3	2,642.0	6,552.0	11,207.0	12,109.0	9,476.0	4,269.0	19,090.0
Nov-92	110,200.0	684.0	4,730.0	16,822.0	5,093.0	13,144.4	4,249.9	2,657.0	6,558.0	11,183.0	12,167.0	9,343.0	4,276.0	19,293.0
Dec-92	110,188.0	677.0	4,544.0	16,781.0	5,069.9	13,408.5	4,294.6	2,663.0	6,587.0	11,181.0	12,166.0	9,335.0	4,283.0	19,198.0
Jan-93	108,021.0	664.0	4,233.0	16,661.0	5,030.5	12,846.2	4,193.1	2,648.0	6,561.0	11,033.0	12,032.0	9,026.0	4,254.0	18,839.0
Feb-93	108,625.0	654.0	4,247.0	16,672.0	5,020.0	12,698.7	4,185.9	2,647.0	6,566.0	11,112.0	12,199.0	9,145.0	4,295.0	19,183.0
Mar-93	109,057.0	655.0	4,287.0	16,681.0	5,027.6	12,651.2	4,190.2	2,644.0	6,591.0	11,221.0	12,240.0	9,267.0	4,317.0	19,285.0
Apr-93	110,060.0	657.0	4,542.0	16,684.0	5,053.7	12,742.1	4,206.7	2,650.0	6,628.0	11,373.0	12,294.0	9,599.0	4,338.0	19,292.0
May-93	111,021.0	666.0	4,816.0	16,733.0	5,087.8	12,861.2	4,250.3	2,656.0	6,669.0	11,421.0	12,273.0	9,899.0	4,357.0	19,332.0
Jun-93	111,611.0	669.0	4,968.0	16,834.0	5,116.3	12,971.8	4,281.4	2,673.0	6,755.0	11,554.0	12,153.0	10,189.0	4,403.0	19,043.0
Jul-93	110,742.0	676.0	5,085.0	16,726.0	5,131.8	13,005.9	4,252.3	2,679.0	6,797.0	11,591.0	12,139.0	10,216.0	4,433.0	18,010.0
Aug-93	110,847.0	670.0	5,138.0	16,853.0	5,120.3	13,044.7	4,239.7	2,686.0	6,807.0	11,654.0	12,128.0	10,278.0	4,396.0	17,832.0
Sep-93	111,831.0	672.0	5,094.0	16,891.0	5,119.8	13,045.4	4,311.1	2,668.0	6,770.0	11,664.0	12,366.0	10,066.0	4,345.0	18,819.0
Oct-93	112,493.0	670.0	5,105.0	16,869.0	5,131.9	13,171.9	4,327.8	2,673.0	6,762.0	11,779.0	12,555.0	9,775.0	4,354.0	19,319.0
Nov-93	112,837.0	666.0	5,012.0	16,856.0	5,140.1	13,454.4	4,352.0	2,689.0	6,786.0	11,780.0	12,631.0	9,641.0	4,357.0	19,472.0
Dec-93	112,980.0	672.0	4,826.0	16,824.0	5,138.6	13,752.1	4,383.7	2,699.0	6,819.0	11,757.0	12,631.0	9,686.0	4,354.0	19,438.0
Jan-94	110,730.0	657.0	4,500.0	16,722.0	5,110.9	13,149.5	4,275.1	2,690.0	6,790.0	11,560.0	12,494.0	9,388.0	4,306.0	19,087.0
Feb-94	111,308.0	650.0	4,454.0	16,744.0	5,119.5	13,011.6	4,287.7	2,699.0	6,805.0	11,642.0	12,662.0	9,478.0	4,324.0	19,431.0
Mar-94	112,283.0	647.0	4,602.0	16,799.0	5,149.8	13,048.0	4,312.4	2,707.0	6,842.0	11,801.0	12,743.0	9,706.0	4,355.0	19,571.0
Apr-94	113,363.0	648.0	4,905.0	16,854.0	5,185.5	13,162.2	4,286.5	2,714.0	6,863.0	12,001.0	12,796.0	9,986.0	4,379.0	19,583.0
May-94	114,376.0	653.0	5,149.0	16,932.0	5,224.4	13,291.6	4,377.8	2,721.0	6,876.0	12,050.0	12,771.0	10,274.0	4,410.0	19,646.0
Jun-94	115,170.0	665.0	5,316.0	17,103.0	5,271.4	13,425.4	4,406.6	2,739.0	6,952.0	12,238.0	12,654.0	10,603.0	4,459.0	19,338.0
Jul-94	114,226.0	669.0	5,430.0	16,991.0	5,282.1	13,482.7	4,374.4	2,747.0	6,965.0	12,315.0	12,629.0	10,619.0	4,497.0	18,225.0
Aug-94	114,535.0	670.0	5,469.0	17,183.0	5,301.3	13,546.4	4,377.2	2,763.0	6,954.0	12,402.0	12,624.0	10,657.0	4,480.0	18,108.0
Sep-94	115,591.0	669.0	5,444.0	17,222.0	5,306.3	13,578.2	4,451.9	2,745.0	6,876.0	12,431.0	12,884.0	10,413.0	4,456.0	19,115.0
Oct-94	116,217.0	663.0	5,412.0	17,226.0	5,327.0	13,722.9	4,468.6	2,759.0	6,833.0	12,527.0	13,085.0	10,087.0	4,482.0	19,624.0
Nov-94	116,826.0	660.0	5,336.0	17,238.0	5,341.9	14,093.5	4,497.8	2,781.0	6,822.0	12,572.0	13,166.0	9,972.0	4,493.0	19,853.0
Dec-94	116,861.0	651.0	5,124.0	17,230.0	5,347.5	14,377.2	4,567.8	2,796.0	6,823.0	12,544.0	13,171.0	10,013.0	4,498.0	19,718.0
Jan-95	114,552.0	638.0	4,788.0	17,133.0	5,329.4	13,771.8	4,433.2	2,773.0	6,767.0	12,359.0	13,016.0	9,751.0	4,464.0	19,329.0
Feb-95	115,212.0	631.0	4,716.0	17,158.0	5,352.6	13,576.3	4,429.8	2,805.0	6,754.0	12,474.0	13,234.0	9,879.0	4,497.0	19,705.0
Mar-95	115,971.0	631.0	4,857.0	17,177.0	5,380.1	13,535.7	4,445.4	2,817.0	6,781.0	12,594.0	13,304.0	10,110.0	4,526.0	19,813.0
Apr-95	116,802.0	631.0	5,097.0	17,206.0	5,404.3	13,650.5	4,462.6	2,827.0	6,780.0	12,707.0	13,327.0	10,358.0	4,540.0	19,812.0
May-95	117,524.0	636.0	5,283.0	17,234.0	5,429.8	13,754.0	4,487.2	2,831.0	6,802.0	12,734.0	13,282.0	10,683.0	4,567.0	19,801.0
Jun-95	118,242.0	647.0	5,472.0	17,342.0	5,477.8	13,870.9	4,507.4	2,846.0	6,874.0	12,901.0	13,135.0	11,056.0	4,610.0	19,503.0

**Nonfarm Jobs**

**USA**

(monthly)

Not Seasonally Adjusted  
Thousands

TWU = Transporation, Warehousing and Utilities

	Total	Mining and Logging	Construction	Manufacturing	Whlse Trade	Retail Trade	TWU	Information	Finance	Professional and Business Services	Education and Health Services	Leisure and Hospitality	Other Services	Gov't
Jul-95	117,008.0	651.0	5,571.0	17,177.0	5,480.0	13,874.7	4,452.3	2,862.0	6,898.0	12,915.0	13,053.0	11,076.0	4,642.0	18,356.0
Aug-95	117,269.0	652.0	5,615.0	17,335.0	5,473.3	13,904.8	4,474.5	2,864.0	6,899.0	13,035.0	13,053.0	11,106.0	4,630.0	18,227.0
Sep-95	118,180.0	648.0	5,589.0	17,341.0	5,462.2	13,890.5	4,534.3	2,857.0	6,844.0	13,064.0	13,325.0	10,835.0	4,576.0	19,214.0
Oct-95	118,780.0	647.0	5,584.0	17,290.0	5,469.0	14,002.6	4,582.3	2,865.0	6,828.0	13,138.0	13,532.0	10,503.0	4,591.0	19,748.0
Nov-95	119,016.0	640.0	5,468.0	17,247.0	5,469.3	14,343.5	4,609.6	2,884.0	6,841.0	13,120.0	13,605.0	10,322.0	4,602.0	19,865.0
Dec-95	119,015.0	635.0	5,249.0	17,251.0	5,468.8	14,584.9	4,628.5	2,890.0	6,858.0	13,087.0	13,599.0	10,333.0	4,617.0	19,814.0
Jan-96	116,315.0	620.0	4,907.0	17,083.0	5,426.0	13,924.2	4,501.5	2,875.0	6,826.0	12,827.0	13,391.0	9,994.0	4,563.0	19,377.0
Feb-96	117,252.0	621.0	4,943.0	17,130.0	5,430.6	13,727.3	4,499.7	2,884.0	6,842.0	13,020.0	13,625.0	10,139.0	4,605.0	19,785.0
Mar-96	118,055.0	622.0	5,066.0	17,113.0	5,451.9	13,744.6	4,516.7	2,898.0	6,870.0	13,143.0	13,696.0	10,381.0	4,635.0	19,918.0
Apr-96	118,890.0	625.0	5,322.0	17,137.0	5,473.9	13,808.1	4,537.3	2,904.0	6,891.0	13,280.0	13,724.0	10,638.0	4,657.0	19,893.0
May-96	120,016.0	633.0	5,561.0	17,210.0	5,509.8	13,990.0	4,577.3	2,917.0	6,942.0	13,360.0	13,683.0	10,999.0	4,690.0	19,944.0
Jun-96	120,681.0	645.0	5,753.0	17,323.0	5,548.2	14,103.9	4,604.1	2,943.0	7,028.0	13,544.0	13,521.0	11,344.0	4,734.0	19,590.0
Jul-96	119,643.0	650.0	5,872.0	17,181.0	5,554.3	14,132.4	4,570.1	2,961.0	7,068.0	13,596.0	13,469.0	11,363.0	4,768.0	18,458.0
Aug-96	119,932.0	653.0	5,913.0	17,362.0	5,559.7	14,163.8	4,567.5	2,974.0	7,074.0	13,714.0	13,440.0	11,395.0	4,752.0	18,364.0
Sep-96	120,672.0	646.0	5,872.0	17,348.0	5,557.0	14,150.1	4,613.8	2,962.0	7,017.0	13,711.0	13,694.0	11,055.0	4,701.0	19,345.0
Oct-96	121,384.0	645.0	5,867.0	17,333.0	5,581.6	14,324.4	4,622.4	2,969.0	7,005.0	13,757.0	13,937.0	10,782.0	4,720.0	19,841.0
Nov-96	121,841.0	645.0	5,775.0	17,312.0	5,586.0	14,688.4	4,637.0	2,993.0	7,019.0	13,808.0	14,020.0	10,603.0	4,725.0	20,030.0
Dec-96	121,815.0	640.0	5,576.0	17,308.0	5,585.2	14,952.6	4,651.3	3,003.0	7,041.0	13,784.0	13,990.0	10,625.0	4,734.0	19,925.0
Jan-97	119,269.0	632.0	5,232.0	17,183.0	5,545.3	14,223.5	4,569.6	2,999.0	7,014.0	13,577.0	13,822.0	10,275.0	4,691.0	19,506.0
Feb-97	120,126.0	633.0	5,260.0	17,223.0	5,564.1	14,019.7	4,571.0	3,017.0	7,024.0	13,751.0	14,028.0	10,428.0	4,726.0	19,881.0
Mar-97	121,007.0	633.0	5,376.0	17,268.0	5,593.1	14,036.3	4,588.6	3,038.0	7,058.0	13,929.0	14,093.0	10,645.0	4,757.0	19,992.0
Apr-97	121,979.0	639.0	5,614.0	17,288.0	5,618.0	14,115.4	4,611.7	3,050.0	7,097.0	14,143.0	14,139.0	10,899.0	4,786.0	19,979.0
May-97	123,053.0	649.0	5,855.0	17,356.0	5,651.4	14,238.1	4,650.2	3,068.0	7,142.0	14,093.0	14,245.0	11,267.0	4,820.0	20,018.0
Jun-97	123,700.0	661.0	6,017.0	17,485.0	5,685.4	14,335.8	4,674.0	3,099.0	7,220.0	14,437.0	13,912.0	11,602.0	4,858.0	19,714.0
Jul-97	122,710.0	668.0	6,137.0	17,352.0	5,706.4	14,351.0	4,629.3	3,111.0	7,272.0	14,516.0	13,870.0	11,600.0	4,907.0	18,590.0
Aug-97	122,772.0	669.0	6,172.0	17,553.0	5,709.0	14,388.3	4,486.8	3,122.0	7,286.0	14,578.0	13,832.0	11,615.0	4,882.0	18,479.0
Sep-97	123,770.0	669.0	6,127.0	17,550.0	5,698.4	14,355.9	4,719.3	3,100.0	7,228.0	14,615.0	14,104.0	11,299.0	4,842.0	19,462.0
Oct-97	124,673.0	668.0	6,117.0	17,563.0	5,727.1	14,529.3	4,743.2	3,115.0	7,242.0	14,737.0	14,347.0	10,984.0	4,867.0	20,033.0
Nov-97	125,063.0	663.0	6,013.0	17,597.0	5,732.4	14,900.5	4,752.7	3,132.0	7,261.0	14,753.0	14,412.0	10,793.0	4,871.0	20,182.0
Dec-97	125,195.0	659.0	5,838.0	17,613.0	5,736.2	15,172.9	4,772.7	3,151.0	7,295.0	14,740.0	14,394.0	10,808.0	4,889.0	20,126.0
Jan-98	122,636.0	645.0	5,544.0	17,511.0	5,712.9	14,451.9	4,670.9	3,144.0	7,276.0	14,507.0	14,195.0	10,445.0	4,852.0	19,681.0
Feb-98	123,405.0	643.0	5,542.0	17,536.0	5,723.4	14,239.5	4,681.8	3,161.0	7,294.0	14,630.0	14,404.0	10,595.0	4,886.0	20,069.0
Mar-98	124,122.0	642.0	5,602.0	17,569.0	5,747.8	14,222.5	4,698.8	3,171.0	7,341.0	14,770.0	14,461.0	10,801.0	4,921.0	20,175.0
Apr-98	125,160.0	641.0	5,919.0	17,580.0	5,770.2	14,318.1	4,716.3	3,184.0	7,380.0	14,953.0	14,496.0	11,087.0	4,941.0	20,174.0
May-98	126,240.0	646.0	6,147.0	17,607.0	5,798.9	14,468.2	4,766.5	3,203.0	7,425.0	15,046.0	14,439.0	11,455.0	4,976.0	20,262.0
Jun-98	126,902.0	655.0	6,356.0	17,708.0	5,825.0	14,565.3	4,789.3	3,223.0	7,522.0	15,254.0	14,267.0	11,792.0	5,021.0	19,924.0
Jul-98	125,832.0	655.0	6,496.0	17,404.0	5,825.5	14,598.3	4,756.6	3,246.0	7,578.0	15,297.0	14,232.0	11,838.0	5,059.0	18,847.0
Aug-98	126,069.0	655.0	6,541.0	17,640.0	5,827.4	14,613.3	4,777.5	3,245.0	7,578.0	15,397.0	14,153.0	11,844.0	5,032.0	18,766.0
Sep-98	126,874.0	648.0	6,468.0	17,632.0	5,815.5	14,597.7	4,847.5	3,231.0	7,520.0	15,360.0	14,449.0	11,550.0	4,984.0	19,771.0
Oct-98	127,650.0	644.0	6,490.0	17,551.0	5,823.8	14,741.8	4,868.4	3,248.0	7,528.0	15,513.0	14,712.0	11,223.0	5,009.0	20,298.0
Nov-98	128,051.0	635.0	6,410.0	17,502.0	5,830.9	15,110.6	4,882.9	3,270.0	7,541.0	15,525.0	14,785.0	11,052.0	5,013.0	20,494.0
Dec-98	128,215.0	627.0	6,277.0	17,475.0	5,841.6	15,384.4	4,919.6	3,293.0	7,565.0	15,506.0	14,763.0	11,096.0	5,020.0	20,447.0
Jan-99	125,460.0	603.0	5,912.0	17,324.0	5,789.9	14,701.3	4,804.2	3,292.0	7,549.0	15,246.0	14,547.0	10,720.0	4,977.0	19,995.0
Feb-99	126,445.0	595.0	5,972.0	17,305.0	5,816.3	14,563.5	4,809.1	3,322.0	7,551.0	15,384.0	14,792.0	10,891.0	5,015.0	20,429.0
Mar-99	127,158.0	593.0	6,042.0	17,303.0	5,833.7	14,571.4	4,827.2	3,331.0	7,573.0	15,529.0	14,859.0	11,100.0	5,041.0	20,555.0
Apr-99	128,305.0	589.0	6,355.0	17,291.0	5,855.1	14,692.3	4,852.1	3,348.0	7,603.0	15,754.0	14,901.0	11,406.0	5,059.0	20,599.0
May-99	129,176.0	591.0	6,569.0	17,316.0	5,878.0	14,824.4	4,891.7	3,390.0	7,633.0	15,819.0	14,817.0	11,741.0	5,084.0	20,622.0
Jun-99	129,906.0	600.0	6,777.0	17,394.0	5,907.3	14,927.2	4,923.3	3,421.0	7,721.0	16,045.0	14,622.0	12,125.0	5,133.0	20,310.0
Jul-99	129,039.0	605.0	6,904.0	17,303.0	5,923.8	14,972.7	4,884.5	3,449.0	7,758.0	16,130.0	14,549.0	12,153.0	5,161.0	19,246.0
Aug-99	129,093.0	607.0	6,912.0	17,363.0	5,932.3	14,987.4	4,892.2	3,467.0	7,747.0	16,226.0	14,497.0	12,155.0	5,133.0	19,174.0
Sep-99	129,866.0	602.0	6,854.0	17,334.0	5,925.9	14,959.6	4,969.8	3,464.0	7,665.0	16,190.0	14,781.0	11,838.0	5,083.0	20,200.0
Oct-99	130,803.0	604.0	6,850.0	17,313.0	5,937.8	15,131.9	4,986.8	3,487.0	7,649.0	16,383.0	15,026.0	11,578.0	5,110.0	20,746.0
Nov-99	131,263.0	599.0	6,792.0	17,317.0	5,951.4	15,500.9	5,008.1	3,514.0	7,654.0	16,397.0	15,108.0	11,392.0	5,117.0	20,913.0
Dec-99	131,402.0	592.0	6,596.0	17,299.0	5,958.6	15,809.0	5,056.7	3,537.0	7,667.0	16,378.0	15,071.0	11,416.0	5,127.0	20,895.0
Jan-00	128,763.0	579.0	6,322.0	17,179.0	5,909.6	15,119.0	4,933.5	3,539.0	7,620.0	16,080.0	14,852.0	11,056.0	5,083.0	20,491.0
Feb-00	129,427.0	579.0	6,284.0	17,192.0	5,914.4	14,914.6	4,934.1	3,561.0	7,626.0	16,175.0	15,069.0	11,180.0	5,117.0	20,881.0
Mar-00	130,526.0	577.0	6,457.0	17,236.0	5,943.9	14,940.5	4,952.1	3,586.0	7,633.0	16,358.0	15,142.0	11,435.0	5,145.0	21,120.0
Apr-00	131,526.0	582.0	6,643.0	17,250.0	5,945.4	15,086.2	4,971.2	3,601.0	7,640.0	16,566.0	15,158.0	11,740.0	5,152.0	21,191.0
May-00	132,481.0	595.0	6,817.0	17,262.0	5,950.2	15,141.5	4,993.8	3,616.0	7,661.0	16,565.0	15,107.0	12,060.0	5,169.0	21,543.0
Jun-00	132,998.0	606.0	7,012.0	17,403.0	5,980.9	15,236.7	5,022.7	3,656.0	7,736.0	16,812.0	14,917.0	12,489.0	5,211.0	20,916.0
Jul-00	131,776.0	612.0	7,108.0	17,318.0	5,963.7	15,238.0	4,982.5	3,676.0	7,748.0	16,810.0	14,812.0	12,535.0	5,225.0	19,748.0
Aug-00	131,786.0	614.0	7,113.0	17,365.0	5,948.8	15,269.1	5,006.7	3,599.0	7,747.0	16,933.0	14,812.0	12,528.0	5,204.0	19,646.0

# Nonfarm Jobs

## USA

(monthly)

Not Seasonally Adjusted  
Thousands

TWU = Transportation, Warehousing and Utilities

	Total	Mining and Logging	Construction	Manufacturing	Whlse Trade	Retail Trade	TWU	Information	Finance	Professional and Business Services	Education and Health Services	Leisure and Hospitality	Other Services	Gov't
Sep-00	132,449.0	616.0	7,036.0	17,278.0	5,916.8	15,235.6	5,052.1	3,661.0	7,698.0	16,935.0	15,139.0	12,170.0	5,162.0	20,549.0
Oct-00	133,007.0	619.0	7,030.0	17,251.0	5,921.7	15,379.3	5,068.8	3,665.0	7,695.0	16,983.0	15,368.0	11,810.0	5,180.0	21,036.0
Nov-00	133,371.0	611.0	6,915.0	17,226.0	5,911.5	15,773.1	5,091.1	3,689.0	7,710.0	16,955.0	15,463.0	11,654.0	5,179.0	21,193.0
Dec-00	133,308.0	601.0	6,703.0	17,200.0	5,891.3	16,023.7	5,130.4	3,716.0	7,734.0	16,818.0	15,464.0	11,681.0	5,186.0	21,160.0
Jan-01	130,433.0	592.0	6,394.0	16,993.0	5,816.3	15,284.2	5,001.5	3,697.0	7,700.0	16,479.0	15,255.0	11,328.0	5,140.0	20,753.0
Feb-01	131,097.0	590.0	6,397.0	16,933.0	5,799.1	15,090.6	4,981.3	3,704.0	7,725.0	16,523.0	15,522.0	11,462.0	5,162.0	21,208.0
Mar-01	131,689.0	594.0	6,518.0	16,869.0	5,793.5	15,073.3	5,001.2	3,713.0	7,761.0	16,585.0	15,611.0	11,645.0	5,186.0	21,339.0
Apr-01	132,094.0	596.0	6,688.0	16,750.0	5,790.9	15,043.2	4,998.9	3,677.0	7,771.0	16,593.0	15,650.0	11,936.0	5,213.0	21,387.0
May-01	132,800.0	606.0	6,901.0	16,646.0	5,796.3	15,154.1	5,025.6	3,664.0	7,804.0	16,577.0	15,645.0	12,297.0	5,252.0	21,432.0
Jun-01	133,179.0	619.0	7,076.0	16,615.0	5,804.8	15,244.2	5,022.0	3,656.0	7,880.0	16,686.0	15,453.0	12,687.0	5,304.0	21,132.0
Jul-01	131,687.0	620.0	7,153.0	16,393.0	5,790.4	15,161.0	4,974.6	3,636.0	7,874.0	16,580.0	15,370.0	12,757.0	5,329.0	20,049.0
Aug-01	131,614.0	623.0	7,139.0	16,332.0	5,776.7	15,185.8	4,974.5	3,614.0	7,888.0	16,604.0	15,395.0	12,716.0	5,317.0	20,049.0
Sep-01	131,872.0	617.0	7,052.0	16,186.0	5,748.1	15,124.6	4,968.3	3,566.0	7,818.0	16,474.0	15,711.0	12,273.0	5,278.0	21,056.0
Oct-01	132,072.0	614.0	7,012.0	16,010.0	5,740.8	15,220.3	4,937.9	3,549.0	7,814.0	16,383.0	15,982.0	11,945.0	5,291.0	21,573.0
Nov-01	131,880.0	606.0	6,882.0	15,847.0	5,716.4	15,572.3	4,892.3	3,543.0	7,828.0	16,184.0	16,073.0	11,702.0	5,302.0	21,732.0
Dec-01	131,491.0	596.0	6,698.0	15,723.0	5,699.5	15,709.9	4,878.6	3,532.0	7,827.0	16,046.0	16,070.0	11,681.0	5,322.0	21,708.0
Jan-02	128,602.0	585.0	6,363.0	15,475.0	5,643.8	14,981.1	4,774.1	3,482.0	7,874.0	15,695.0	15,854.0	11,385.0	5,281.0	21,299.0
Feb-02	129,069.0	579.0	6,339.0	15,414.0	5,628.1	14,782.0	4,767.9	3,458.0	7,780.0	15,728.0	16,123.0	11,440.0	5,319.0	21,711.0
Mar-02	129,672.0	574.0	6,416.0	15,375.0	5,634.1	14,810.0	4,774.9	3,448.0	7,793.0	15,845.0	16,197.0	11,622.0	5,347.0	21,836.0
Apr-02	130,257.0	576.0	6,563.0	15,341.0	5,641.0	14,870.6	4,793.4	3,425.0	7,801.0	15,979.0	16,237.0	11,823.0	5,361.0	21,846.0
May-02	131,023.0	582.0	6,749.0	15,335.0	5,659.3	14,956.4	4,828.3	3,415.0	7,824.0	16,010.0	16,188.0	12,148.0	5,381.0	21,947.0
Jun-02	131,404.0	588.0	6,924.0	15,399.0	5,685.6	15,029.5	4,848.9	3,417.0	7,891.0	16,151.0	16,039.0	12,467.0	5,422.0	21,542.0
Jul-02	129,960.0	587.0	6,984.0	15,274.0	5,683.3	15,008.0	4,809.7	3,397.0	7,901.0	16,051.0	15,943.0	12,536.0	5,420.0	20,366.0
Aug-02	130,044.0	591.0	7,001.0	15,272.0	5,666.2	14,977.3	4,820.5	3,385.0	7,898.0	16,161.0	15,932.0	12,538.0	5,406.0	20,396.0
Sep-02	130,557.0	586.0	6,935.0	15,194.0	5,653.7	14,903.5	4,845.8	3,329.0	7,849.0	16,102.0	16,228.0	12,198.0	5,368.0	21,365.0
Oct-02	131,227.0	586.0	6,892.0	15,096.0	5,656.2	15,029.4	4,859.4	3,340.0	7,866.0	16,133.0	16,498.0	12,013.0	5,380.0	21,878.0
Nov-02	131,345.0	582.0	6,810.0	15,009.0	5,637.6	15,379.8	4,856.6	3,337.0	7,877.0	16,019.0	16,592.0	11,837.0	5,392.0	22,016.0
Dec-02	130,932.0	575.0	6,613.0	14,918.0	5,639.1	15,573.1	4,855.8	3,302.0	7,900.0	15,841.0	16,551.0	11,823.0	5,384.0	21,957.0
Jan-03	128,248.0	559.0	6,293.0	14,744.0	5,581.8	14,854.7	4,761.5	3,249.0	7,866.0	15,568.0	16,325.0	11,568.0	5,336.0	21,542.0
Feb-03	128,660.0	559.0	6,224.0	14,674.0	5,585.2	14,648.0	4,750.8	3,221.0	7,885.0	15,657.0	16,569.0	11,599.0	5,363.0	21,925.0
Mar-03	129,148.0	556.0	6,319.0	14,654.0	5,598.2	14,648.1	4,747.7	3,214.0	7,910.0	15,700.0	16,632.0	11,769.0	5,383.0	22,017.0
Apr-03	129,801.0	556.0	6,534.0	14,563.0	5,612.1	14,721.8	4,745.1	3,200.0	7,946.0	15,847.0	16,698.0	11,984.0	5,394.0	22,000.0
May-03	130,559.0	569.0	6,767.0	14,556.0	5,625.7	14,821.8	4,771.5	3,193.0	7,989.0	15,925.0	16,640.0	12,302.0	5,413.0	21,986.0
Jun-03	130,890.0	582.0	6,951.0	14,594.0	5,638.1	14,885.2	4,772.7	3,199.0	8,050.0	16,094.0	16,407.0	12,671.0	5,459.0	21,587.0
Jul-03	129,550.0	582.0	7,029.0	14,432.0	5,627.8	14,856.0	4,708.2	3,192.0	8,070.0	16,102.0	16,268.0	12,776.0	5,461.0	20,446.0
Aug-03	129,601.0	584.0	7,062.0	14,467.0	5,611.4	14,893.8	4,715.8	3,176.0	8,062.0	16,173.0	16,247.0	12,768.0	5,439.0	20,402.0
Sep-03	130,253.0	581.0	7,015.0	14,419.0	5,595.4	14,860.8	4,784.8	3,148.0	8,001.0	16,194.0	16,547.0	12,391.0	5,388.0	21,328.0
Oct-03	131,045.0	584.0	6,989.0	14,368.0	5,602.1	15,005.9	4,797.0	3,141.0	7,985.0	16,262.0	16,869.0	12,177.0	5,394.0	21,871.0
Nov-03	131,208.0	581.0	6,903.0	14,339.0	5,603.2	15,310.9	4,797.9	3,156.0	7,977.0	16,209.0	16,935.0	12,026.0	5,391.0	21,979.0
Dec-03	131,026.0	574.0	6,729.0	14,304.0	5,608.7	15,500.8	4,796.5	3,165.0	7,980.0	16,110.0	16,916.0	12,041.0	5,387.0	21,914.0
Jan-04	128,365.0	559.0	6,431.0	14,171.0	5,573.7	14,857.1	4,734.2	3,125.0	7,932.0	15,773.0	16,665.0	11,760.0	5,341.0	21,443.0
Feb-04	128,976.0	561.0	6,392.0	14,172.0	5,574.7	14,689.3	4,726.0	3,127.0	7,945.0	15,849.0	16,895.0	11,838.0	5,361.0	21,846.0
Mar-04	130,019.0	570.0	6,551.0	14,220.0	5,602.2	14,770.8	4,757.0	3,126.0	7,966.0	15,995.0	16,988.0	12,077.0	5,404.0	21,992.0
Apr-04	131,139.0	578.0	6,778.0	14,267.0	5,643.5	14,858.0	4,768.5	3,123.0	7,991.0	16,293.0	17,058.0	12,355.0	5,417.0	22,009.0
May-04	132,047.0	591.0	7,012.0	14,337.0	5,664.1	14,982.7	4,807.2	3,138.0	8,028.0	16,374.0	16,994.0	12,691.0	5,440.0	21,988.0
Jun-04	132,495.0	600.0	7,194.0	14,434.0	5,691.5	15,077.3	4,840.2	3,156.0	8,105.0	16,561.0	16,753.0	13,051.0	5,488.0	21,544.0
Jul-04	131,334.0	606.0	7,292.0	14,370.0	5,697.2	15,046.7	4,800.1	3,149.0	8,095.0	16,583.0	16,655.0	13,128.0	5,479.0	20,433.0
Aug-04	131,351.0	608.0	7,311.0	14,430.0	5,695.7	15,050.0	4,797.3	3,119.0	8,089.0	16,635.0	16,629.0	13,083.0	5,451.0	20,453.0
Sep-04	132,068.0	608.0	7,249.0	14,385.0	5,691.6	14,992.1	4,871.3	3,083.0	8,056.0	16,605.0	16,916.0	12,729.0	5,385.0	21,497.0
Oct-04	133,050.0	604.0	7,286.0	14,360.0	5,699.5	15,149.9	4,880.6	3,088.0	8,044.0	16,764.0	17,249.0	12,519.0	5,383.0	22,023.0
Nov-04	133,301.0	603.0	7,205.0	14,331.0	5,705.8	15,521.7	4,877.5	3,094.0	8,046.0	16,689.0	17,325.0	12,348.0	5,382.0	22,173.0
Dec-04	133,074.0	601.0	7,012.0	14,305.0	5,715.8	15,702.3	4,887.9	3,091.0	8,073.0	16,612.0	17,307.0	12,336.0	5,381.0	22,050.0
Jan-05	130,369.0	591.0	6,682.0	14,142.0	5,655.4	15,046.7	4,831.9	3,052.0	8,035.0	16,249.0	17,063.0	12,064.0	5,330.0	21,627.0
Feb-05	131,195.0	595.0	6,699.0	14,168.0	5,666.6	14,907.5	4,830.9	3,046.0	8,054.0	16,392.0	17,287.0	12,151.0	5,349.0	22,049.0
Mar-05	132,038.0	602.0	6,838.0	14,200.0	5,699.0	14,950.9	4,851.1	3,056.0	8,063.0	16,540.0	17,355.0	12,365.0	5,372.0	22,146.0
Apr-05	133,247.0	610.0	7,128.0	14,203.0	5,731.2	15,063.8	4,884.0	3,061.0	8,080.0	16,796.0	17,426.0	12,711.0	5,393.0	22,160.0
May-05	134,058.0	622.0	7,360.0	14,245.0	5,763.5	15,189.6	4,919.9	3,067.0	8,100.0	16,823.0	17,386.0	13,010.0	5,407.0	22,165.0
Jun-05	134,728.0	635.0	7,574.0	14,323.0	5,800.3	15,295.1	4,937.6	3,077.0	8,192.0	17,101.0	17,191.0	13,413.0	5,470.0	21,719.0
Jul-05	133,665.0	637.0	7,652.0	14,250.0	5,802.9	15,322.4	4,897.7	3,075.0	8,217.0	17,104.0	17,076.0	13,514.0	5,467.0	20,650.0
Aug-05	133,910.0	642.0	7,704.0	14,288.0	5,804.3	15,343.6	4,901.1	3,072.0	8,224.0	17,228.0	17,084.0	13,497.0	5,440.0	20,682.0
Sep-05	134,533.0	646.0	7,645.0	14,234.0	5,792.4	15,221.7	4,966.9	3,054.0	8,183.0	17,248.0	17,415.0	13,041.0	5,379.0	21,707.0
Oct-05	135,260.0	650.0	7,679.0	14,224.0	5,805.0	15,344.0	4,978.0	3,045.0	8,211.0	17,317.0	17,672.0	12,782.0	5,370.0	22,183.0

# Nonfarm Jobs

## USA

(monthly)

Not Seasonally Adjusted  
Thousands

TWU = Transportation, Warehousing and Utilities

	Total	Mining and Logging	Construction	Manufacturing	Whlse Trade	Retail Trade	TWU	Information	Finance	Professional and Business Services	Education and Health Services	Leisure and Hospitality	Other Services	Gov't
Nov-05	135,817.0	651.0	7,650.0	14,218.0	5,822.2	15,736.7	4,992.1	3,061.0	8,231.0	17,347.0	17,773.0	12,629.0	5,372.0	22,334.0
Dec-05	135,614.0	650.0	7,425.0	14,221.0	5,830.4	15,933.1	4,988.5	3,065.0	8,240.0	17,301.0	17,738.0	12,609.0	5,388.0	22,225.0
Jan-06	132,961.0	639.0	7,182.0	14,093.0	5,793.4	15,240.4	4,934.2	3,033.0	8,214.0	16,902.0	17,509.0	12,339.0	5,355.0	21,727.0
Feb-06	133,887.0	644.0	7,218.0	14,104.0	5,805.9	15,062.0	4,927.1	3,042.0	8,250.0	17,034.0	17,788.0	12,438.0	5,380.0	22,194.0
Mar-06	134,868.0	654.0	7,337.0	14,141.0	5,843.5	15,145.0	4,939.5	3,048.0	8,282.0	17,225.0	17,862.0	12,674.0	5,410.0	22,307.0
Apr-06	135,780.0	669.0	7,557.0	14,172.0	5,872.7	15,166.3	4,975.0	3,041.0	8,311.0	17,411.0	17,903.0	12,960.0	5,427.0	22,315.0
May-06	136,584.0	681.0	7,779.0	14,187.0	5,909.3	15,248.7	5,015.0	3,044.0	8,330.0	17,508.0	17,850.0	13,268.0	5,458.0	22,306.0
Jun-06	137,083.0	696.0	7,945.0	14,302.0	5,941.1	15,327.4	5,034.5	3,055.0	8,387.0	17,768.0	17,607.0	13,638.0	5,507.0	21,875.0
Jul-06	135,908.0	702.0	8,013.0	14,215.0	5,943.0	15,321.1	4,995.9	3,042.0	8,397.0	17,747.0	17,468.0	13,790.0	5,495.0	20,779.0
Aug-06	136,110.0	705.0	8,045.0	14,246.0	5,942.8	15,331.9	4,996.3	3,043.0	8,384.0	17,852.0	17,500.0	13,764.0	5,473.0	20,827.0
Sep-06	136,777.0	704.0	7,952.0	14,193.0	5,935.4	15,230.3	5,072.3	3,016.0	8,352.0	17,795.0	17,857.0	13,322.0	5,429.0	21,919.0
Oct-06	137,475.0	709.0	7,909.0	14,114.0	5,938.5	15,380.9	5,087.6	3,014.0	8,339.0	17,862.0	18,130.0	13,125.0	5,442.0	22,424.0
Nov-06	137,857.0	703.0	7,772.0	14,060.0	5,951.6	15,808.1	5,107.3	3,029.0	8,342.0	17,868.0	18,228.0	12,994.0	5,436.0	22,558.0
Dec-06	137,747.0	702.0	7,585.0	14,037.0	5,977.3	15,977.1	5,131.6	3,047.0	8,353.0	17,820.0	18,212.0	13,005.0	5,446.0	22,454.0
Jan-07	134,952.0	690.0	7,295.0	13,898.0	5,918.5	15,337.1	5,043.4	3,008.0	8,291.0	17,955.0	17,955.0	12,703.0	5,394.0	21,974.0
Feb-07	135,641.0	694.0	7,173.0	13,886.0	5,930.8	15,176.5	5,024.7	3,025.0	8,303.0	17,549.0	18,218.0	12,790.0	5,426.0	22,445.0
Mar-07	136,533.0	701.0	7,353.0	13,887.0	5,955.2	15,295.3	5,041.5	3,024.0	8,303.0	17,670.0	18,300.0	12,987.0	5,466.0	22,550.0
Apr-07	137,335.0	710.0	7,518.0	13,875.0	5,987.0	15,321.7	5,064.3	3,031.0	8,289.0	17,852.0	18,368.0	13,260.0	5,491.0	22,568.0
May-07	138,277.0	720.0	7,733.0	13,901.0	6,020.3	15,457.6	5,093.1	3,046.0	8,314.0	17,927.0	18,328.0	13,630.0	5,522.0	22,585.0
Jun-07	138,779.0	734.0	7,926.0	13,987.0	6,063.4	15,506.1	5,111.5	3,057.0	8,378.0	18,118.0	18,134.0	14,012.0	5,576.0	22,176.0
Jul-07	137,379.0	741.0	7,957.0	13,919.0	6,062.1	15,508.8	5,060.1	3,044.0	8,393.0	18,064.0	18,007.0	14,092.0	5,568.0	20,963.0
Aug-07	137,488.0	745.0	7,932.0	13,927.0	6,049.2	15,532.7	5,059.1	3,034.0	8,354.0	18,131.0	18,061.0	14,045.0	5,541.0	21,077.0
Sep-07	138,046.0	738.0	7,838.0	13,886.0	6,036.0	15,435.6	5,148.4	3,021.0	8,271.0	18,103.0	18,364.0	13,637.0	5,482.0	22,086.0
Oct-07	138,786.0	738.0	7,796.0	13,812.0	6,052.1	15,523.5	5,152.4	3,020.0	8,257.0	18,195.0	18,659.0	13,441.0	5,483.0	22,657.0
Nov-07	139,090.0	739.0	7,647.0	13,795.0	6,053.5	15,988.9	5,164.6	3,032.0	8,231.0	18,137.0	18,737.0	13,278.0	5,488.0	22,799.0
Dec-07	138,875.0	738.0	7,390.0	13,776.0	6,053.7	16,156.4	5,168.9	3,039.0	8,232.0	18,117.0	18,729.0	13,244.0	5,493.0	22,738.0
Jan-08	135,840.0	730.0	7,053.0	13,619.0	5,982.7	15,458.2	5,069.1	3,000.0	8,166.0	17,674.0	18,488.0	12,905.0	5,445.0	22,250.0
Feb-08	136,356.0	731.0	6,983.0	13,578.0	5,969.2	15,225.6	5,051.2	3,014.0	8,163.0	17,695.0	18,571.0	12,971.0	5,482.0	22,736.0
Mar-08	136,944.0	741.0	7,047.0	13,559.0	5,980.8	15,278.9	5,070.3	3,016.0	8,171.0	17,733.0	18,833.0	13,156.0	5,518.0	22,840.0
Apr-08	137,475.0	745.0	7,160.0	13,516.0	5,973.6	15,242.0	5,091.4	3,009.0	8,167.0	17,886.0	18,901.0	13,396.0	5,539.0	22,849.0
May-08	138,045.0	760.0	7,324.0	13,530.0	5,986.6	15,296.3	5,115.1	3,011.0	8,183.0	17,856.0	18,838.0	13,709.0	5,555.0	22,881.0
Jun-08	138,237.0	774.0	7,425.0	13,580.0	6,001.8	15,337.3	5,111.9	3,018.0	8,227.0	17,950.0	18,664.0	14,052.0	5,599.0	22,497.0
Jul-08	136,751.0	784.0	7,448.0	13,471.0	5,978.2	15,302.5	5,053.3	2,991.0	8,230.0	17,872.0	18,553.0	14,129.0	5,593.0	21,346.0
Aug-08	136,635.0	796.0	7,435.0	13,459.0	5,946.5	15,265.2	5,041.3	2,978.0	8,201.0	17,856.0	18,608.0	14,056.0	5,557.0	21,436.0
Sep-08	136,686.0	795.0	7,305.0	13,376.0	5,921.2	15,094.0	5,073.8	2,954.0	8,114.0	17,757.0	18,857.0	13,563.0	5,503.0	22,373.0
Oct-08	136,973.0	791.0	7,208.0	13,214.0	5,896.8	15,132.6	5,073.6	2,946.0	8,080.0	17,745.0	19,138.0	13,300.0	5,511.0	22,937.0
Nov-08	136,288.0	783.0	6,945.0	13,085.0	5,861.2	15,346.1	5,034.7	2,942.0	8,025.0	17,498.0	19,219.0	13,040.0	5,458.0	23,051.0
Dec-08	135,254.0	768.0	6,612.0	12,883.0	5,813.8	15,418.9	5,023.3	2,923.0	8,007.0	17,303.0	19,201.0	12,959.0	5,425.0	22,917.0
Jan-09	131,555.0	746.0	6,154.0	12,450.0	5,715.0	14,682.8	4,886.2	2,860.0	7,898.0	16,763.0	18,968.0	12,607.0	5,354.0	22,471.0
Feb-09	131,314.0	732.0	6,000.0	12,266.0	5,661.8	14,433.8	4,846.4	2,866.0	7,850.0	16,625.0	19,187.0	12,616.0	5,360.0	22,870.0
Mar-09	131,175.0	714.0	5,950.0	12,112.0	5,638.4	14,404.8	4,829.8	2,860.0	7,814.0	16,554.0	19,230.0	12,748.0	5,360.0	22,960.0
Apr-09	131,357.0	700.0	6,009.0	11,957.0	5,611.1	14,394.1	4,793.8	2,832.0	7,771.0	16,593.0	19,256.0	12,977.0	5,369.0	23,094.0
May-09	131,626.0	692.0	6,139.0	11,829.0	5,608.6	14,490.0	4,802.4	2,812.0	7,763.0	16,532.0	19,206.0	13,337.0	5,390.0	23,025.0
Jun-09	131,442.0	693.0	6,202.0	11,791.0	5,610.6	14,538.0	4,804.4	2,809.0	7,798.0	16,536.0	18,997.0	13,656.0	5,443.0	22,564.0
Jul-09	129,844.0	691.0	6,203.0	11,704.0	5,584.6	14,483.7	4,728.7	2,789.0	7,797.0	16,517.0	18,880.0	13,746.0	5,440.0	21,280.0
Aug-09	129,719.0	681.0	6,158.0	11,722.0	5,560.2	14,489.6	4,722.2	2,774.0	7,760.0	16,527.0	18,897.0	13,675.0	5,404.0	21,349.0
Sep-09	130,077.0	678.0	6,036.0	11,685.0	5,527.0	14,362.1	4,783.9	2,762.0	7,706.0	16,497.0	19,160.0	13,245.0	5,344.0	22,291.0
Oct-09	130,673.0	669.0	5,958.0	11,606.0	5,521.9	14,407.2	4,782.9	2,762.0	7,693.0	16,615.0	19,465.0	12,956.0	5,332.0	22,905.0
Nov-09	130,720.0	669.0	5,822.0	11,549.0	5,510.9	14,724.2	4,780.9	2,763.0	7,684.0	16,619.0	19,548.0	12,735.0	5,308.0	23,007.0
Dec-09	130,178.0	661.0	5,566.0	11,494.0	5,489.2	14,857.9	4,797.9	2,755.0	7,693.0	16,568.0	19,526.0	12,631.0	5,299.0	22,840.0
Jan-10	127,309.0	652.0	5,197.0	11,357.0	5,403.5	14,285.2	4,658.3	2,710.0	7,621.0	16,218.0	19,266.0	12,315.0	5,250.0	22,376.0
Feb-10	127,746.0	659.0	5,088.0	11,340.0	5,390.8	14,117.4	4,638.8	2,724.0	7,615.0	16,286.0	19,498.0	12,359.0	5,265.0	22,765.0
Mar-10	128,584.0	668.0	5,213.0	11,367.0	5,410.4	14,203.6	4,664.0	2,715.0	7,606.0	16,343.0	19,599.0	12,578.0	5,304.0	22,913.0
Apr-10	129,698.0	677.0	5,420.0	11,423.0	5,429.1	14,256.3	4,679.6	2,715.0	7,618.0	16,597.0	19,645.0	12,907.0	5,340.0	22,991.0
May-10	130,801.0	695.0	5,564.0	11,496.0	5,447.8	14,359.9	4,716.3	2,718.0	7,625.0	16,618.0	19,569.0	13,228.0	5,368.0	23,396.0
Jun-10	130,908.0	709.0	5,703.0	11,608.0	5,480.5	14,414.6	4,747.9	2,713.0	7,672.0	16,772.0	19,357.0	13,592.0	5,409.0	22,730.0
Jul-10	129,569.0	722.0	5,771.0	11,611.0	5,483.5	14,411.5	4,710.0	2,714.0	7,674.0	16,777.0	19,256.0	13,689.0	5,433.0	21,317.0
Aug-10	129,624.0	729.0	5,829.0	11,646.0	5,478.2	14,422.6	4,707.2	2,717.0	7,658.0	16,849.0	19,275.0	13,673.0	5,412.0	21,228.0
Sep-10	130,090.0	733.0	5,744.0	11,628.0	5,465.0	14,311.7	4,788.3	2,693.0	7,618.0	16,801.0	19,545.0	13,304.0	5,373.0	22,086.0
Oct-10	131,071.0	743.0	5,748.0	11,612.0	5,488.5	14,455.8	4,802.7	2,696.0	7,621.0	16,950.0	19,865.0	13,031.0	5,416.0	22,642.0
Nov-10	131,371.0	743.0	5,645.0	11,604.0	5,499.1	14,788.5	4,824.4	2,709.0	7,610.0	17,012.0	19,974.0	12,811.0	5,403.0	22,748.0
Dec-10	131,050.0	733.0	5,387.0	11,594.0	5,495.5	14,939.3	4,887.2	2,706.0	7,625.0	17,034.0	19,921.0	12,749.0	5,393.0	22,586.0

**Nonfarm Jobs**
**USA**

(monthly)

 Not Seasonally Adjusted  
 Thousands

TWU = Transportation, Warehousing and Utilities

	Total	Mining and Loading	Construction	Manufacturing	Whlse Trade	Retail Trade	TWU	Information	Finance	Professional and Business Services	Education and Health Services	Leisure and Hospitality	Other Services	Gov't
Jan-11	128,183.0	723.0	5,067.0	11,514.0	5,440.5	14,372.6	4,724.9	2,663.0	7,560.0	16,601.0	19,670.0	12,399.0	5,344.0	22,104.0
Feb-11	128,994.0	726.0	5,072.0	11,532.0	5,454.7	14,199.6	4,730.7	2,674.0	7,560.0	16,727.0	19,928.0	12,529.0	5,382.0	22,479.0
Mar-11	129,899.0	744.0	5,184.0	11,579.0	5,492.0	14,259.5	4,753.5	2,679.0	7,572.0	16,869.0	19,999.0	12,788.0	5,413.0	22,567.0
Apr-11	131,072.0	759.0	5,384.0	11,632.0	5,516.8	14,389.7	4,773.5	2,681.0	7,583.0	17,109.0	20,084.0	13,127.0	5,439.0	22,594.0
May-11	131,707.0	777.0	5,569.0	11,683.0	5,544.8	14,480.4	4,812.8	2,688.0	7,617.0	17,153.0	19,989.0	13,418.0	5,467.0	22,508.0
Jun-11	132,144.0	798.0	5,731.0	11,796.0	5,577.8	14,570.2	4,847.0	2,696.0	7,656.0	17,297.0	19,762.0	13,815.0	5,518.0	22,080.0
Jul-11	130,821.0	812.0	5,805.0	11,808.0	5,574.7	14,599.4	4,784.9	2,679.0	7,672.0	17,257.0	19,666.0	13,887.0	5,516.0	20,760.0
Aug-11	131,058.0	814.0	5,833.0	11,860.0	5,573.9	14,591.7	4,793.4	2,637.0	7,657.0	17,368.0	19,694.0	13,870.0	5,501.0	20,865.0
Sep-11	131,746.0	819.0	5,796.0	11,835.0	5,548.3	14,480.8	4,869.9	2,651.0	7,609.0	17,360.0	20,012.0	13,473.0	5,446.0	21,846.0
Oct-11	132,620.0	824.0	5,777.0	11,826.0	5,573.4	14,604.5	4,880.1	2,644.0	7,617.0	17,501.0	20,301.0	13,249.0	5,451.0	22,372.0
Nov-11	132,959.0	823.0	5,657.0	11,803.0	5,571.4	15,028.0	4,905.6	2,656.0	7,622.0	17,531.0	20,390.0	13,053.0	5,442.0	22,477.0

# Nonfarm Jobs

## USA

(monthly)

Not Seasonally Adjusted  
12-Month Change, Thousands

TWU = Transporation, Warehousing and Utilities

	Total	Mining and Logging	Construction	Manufacturing	Whlse Trade	Retail Trade	TWU	Information	Finance	Professional and Business Services	Education and Health Services	Leisure and Hospitality	Other Services	Gov't
Jan-81	203.0	100.0	-246.0	-650.0	48.7	6.2	-64.9	-20.0	158.0	224.0	306.0	61.0	118.0	162.0
Feb-81	217.0	100.0	-246.0	-615.0	40.6	18.2	-53.1	-17.0	157.0	219.0	295.0	66.0	114.0	138.0
Mar-81	192.0	107.0	-145.0	-580.0	42.6	17.2	-45.8	-15.0	147.0	206.0	276.0	62.0	107.0	13.0
Apr-81	407.0	-35.0	-62.0	-272.0	74.6	122.1	-23.3	4.0	158.0	233.0	291.0	120.0	113.0	-317.0
May-81	881.0	-35.0	-95.0	55.0	89.4	162.9	-12.1	21.0	156.0	248.0	292.0	142.0	113.0	-256.0
Jun-81	1370.0	104.0	-90.0	299.0	106.0	198.9	19.5	39.0	149.0	271.0	298.0	164.0	116.0	-304.0
Jul-81	1786.0	145.0	-60.0	535.0	117.4	222.7	35.6	54.0	150.0	278.0	291.0	173.0	112.0	-267.0
Aug-81	1510.0	161.0	-102.0	356.0	106.4	214.4	36.3	70.0	145.0	265.0	286.0	175.0	111.0	-314.0
Sep-81	1342.0	160.0	-142.0	286.0	89.3	189.5	31.3	66.0	136.0	258.0	284.0	161.0	110.0	-287.0
Oct-81	922.0	151.0	-172.0	62.0	83.4	158.0	12.1	31.0	111.0	249.0	288.0	141.0	111.0	-304.0
Nov-81	410.0	144.0	-197.0	-207.0	70.8	92.9	5.3	19.0	98.0	218.0	266.0	102.0	102.0	-304.0
Dec-81	-109.0	131.0	-239.0	-450.0	47.2	40.0	-17.5	1.0	89.0	182.0	240.0	67.0	92.0	-292.0
Jan-82	-513.0	109.0	-297.0	-608.0	28.3	22.9	-37.6	-14.0	71.0	161.0	227.0	53.0	86.0	-314.0
Feb-82	-571.0	103.0	-223.0	-642.0	11.7	14.4	-48.7	-19.0	61.0	151.0	219.0	47.0	83.0	-329.0
Mar-82	-813.0	91.0	-289.0	-797.0	1.3	10.5	-62.2	-29.0	61.0	136.0	210.0	42.0	79.0	-267.0
Apr-82	-1168.0	205.0	-333.0	-1036.0	-29.0	-17.7	-80.6	-46.0	47.0	103.0	183.0	22.0	69.0	-254.0
May-82	-1173.0	163.0	-253.0	-1156.0	-33.6	6.5	-70.4	-49.0	41.0	96.0	178.0	35.0	67.0	-197.0
Jun-82	-1630.0	-10.0	-284.0	-1353.0	-56.4	15.0	-88.5	-64.0	47.0	69.0	164.0	38.0	61.0	-168.0
Jul-82	-2037.0	-65.0	-298.0	-1478.0	-71.2	18.7	-110.2	-78.0	39.0	54.0	157.0	40.0	59.0	-305.0
Aug-82	-2170.0	-104.0	-300.0	-1563.0	-84.3	5.1	-124.3	-87.0	33.0	31.0	138.0	28.0	52.0	-195.0
Sep-82	-2251.0	-134.0	-286.0	-1642.0	-99.5	-10.0	-129.7	-94.0	35.0	14.0	123.0	20.0	46.0	-94.0
Oct-82	-2459.0	-161.0	-299.0	-1722.0	-116.9	-14.6	-128.9	-99.0	34.0	-10.0	99.0	14.0	37.0	-91.0
Nov-82	-2397.0	-188.0	-263.0	-1707.0	-128.4	3.9	-135.2	-102.0	40.0	-5.0	105.0	26.0	39.0	-82.0
Dec-82	-2163.0	-204.0	-235.0	-1550.0	-133.5	34.3	-120.3	-92.0	41.0	-2.0	99.0	43.0	37.0	-80.0
Jan-83	-1602.0	-213.0	-47.0	-1344.0	-128.6	92.7	-124.2	-88.0	48.0	7.0	97.0	76.0	37.0	-15.0
Feb-83	-1680.0	-242.0	-170.0	-1283.0	-121.8	78.7	-125.0	-86.0	61.0	6.0	96.0	69.0	37.0	1.0
Mar-83	-1370.0	-252.0	-172.0	-1150.0	-121.9	117.2	-107.4	-75.0	66.0	48.0	140.0	102.0	54.0	-19.0
Apr-83	-809.0	-245.0	-136.0	-891.0	-94.0	140.0	-77.7	-54.0	90.0	102.0	186.0	125.0	71.0	-26.0
May-83	-462.0	-222.0	-134.0	-691.0	-75.2	148.6	-73.3	-45.0	99.0	123.0	202.0	134.0	78.0	-7.0
Jun-83	171.0	-202.0	-21.0	-459.0	-39.2	204.8	-56.0	-28.0	105.0	173.0	246.0	172.0	95.0	-20.0
Jul-83	930.0	-166.0	58.0	-204.0	-15.0	267.1	-32.0	-10.0	132.0	215.0	277.0	213.0	107.0	88.0
Aug-83	783.0	-142.0	130.0	-26.0	7.6	293.8	-29.0	-587.0	154.0	248.0	307.0	244.0	118.0	65.0
Sep-83	2087.0	-122.0	184.0	163.0	52.7	366.4	32.9	28.0	172.0	303.0	348.0	280.0	134.0	145.0
Oct-83	2631.0	-83.0	239.0	498.0	83.5	420.8	46.8	45.0	180.0	332.0	362.0	311.0	140.0	55.0
Nov-83	3094.0	-63.0	265.0	745.0	115.9	494.4	45.3	57.0	192.0	348.0	365.0	348.0	142.0	39.0
Dec-83	3464.0	-45.0	292.0	863.0	148.4	532.9	63.3	66.0	209.0	379.0	391.0	374.0	152.0	38.0
Jan-84	3641.0	-23.0	285.0	931.0	182.6	542.0	126.2	87.0	207.0	393.0	394.0	380.0	153.0	-17.0
Feb-84	4196.0	2.0	437.0	1032.0	211.8	578.3	152.9	99.0	212.0	435.0	435.0	409.0	168.0	24.0
Mar-84	4312.0	13.0	445.0	1102.0	231.8	579.2	160.9	104.0	224.0	434.0	427.0	407.0	165.0	19.0
Apr-84	4423.0	21.0	479.0	1083.0	237.7	591.5	162.0	103.0	213.0	436.0	430.0	416.0	167.0	84.0
May-84	4466.0	32.0	502.0	1028.0	238.2	588.2	168.9	104.0	221.0	451.0	449.0	417.0	173.0	94.0
Jun-84	4458.0	38.0	504.0	1008.0	235.5	603.9	181.5	106.0	229.0	441.0	434.0	423.0	168.0	86.0
Jul-84	4333.0	34.0	486.0	950.0	250.1	587.1	174.8	102.0	218.0	420.0	413.0	407.0	160.0	131.0
Aug-84	4886.0	36.0	454.0	917.0	252.5	581.4	200.9	693.0	214.0	412.0	398.0	392.0	154.0	181.0
Sep-84	4086.0	35.0	444.0	737.0	241.6	554.8	157.4	87.0	208.0	413.0	419.0	393.0	162.0	234.0
Oct-84	4126.0	12.0	414.0	642.0	236.2	585.9	167.8	88.0	232.0	426.0	437.0	413.0	169.0	313.0
Nov-84	4142.0	5.0	392.0	536.0	221.3	657.3	177.3	84.0	225.0	430.0	445.0	455.0	172.0	342.0
Dec-84	3926.0	-5.0	399.0	497.0	211.1	603.2	178.0	84.0	227.0	418.0	435.0	424.0	168.0	287.0
Jan-85	3672.0	-12.0	357.0	399.0	194.4	535.0	137.5	71.0	229.0	422.0	453.0	390.0	175.0	321.0
Feb-85	3316.0	-15.0	241.0	250.0	167.1	520.2	128.6	63.0	229.0	407.0	444.0	381.0	171.0	329.0
Mar-85	3392.0	-17.0	329.0	137.0	166.7	567.2	103.5	45.0	234.0	417.0	461.0	406.0	178.0	365.0
Apr-85	3258.0	-15.0	347.0	16.0	153.1	559.2	104.0	48.0	249.0	406.0	454.0	401.0	175.0	361.0
May-85	3234.0	-26.0	340.0	-70.0	147.3	601.4	96.1	43.0	254.0	409.0	461.0	426.0	179.0	373.0
Jun-85	2970.0	-41.0	284.0	-153.0	137.5	579.6	81.6	34.0	258.0	395.0	451.0	412.0	175.0	357.0
Jul-85	2807.0	-51.0	268.0	-249.0	112.4	529.1	83.2	30.0	266.0	392.0	454.0	388.0	176.0	408.0
Aug-85	2776.0	-60.0	284.0	-287.0	109.3	540.4	55.6	24.0	275.0	412.0	485.0	399.0	188.0	351.0
Sep-85	2665.0	-66.0	276.0	-318.0	93.8	486.4	70.0	26.0	279.0	400.0	471.0	370.0	182.0	395.0
Oct-85	2621.0	-58.0	283.0	-324.0	88.7	442.4	69.0	26.0	281.0	402.0	475.0	348.0	183.0	404.0

# Nonfarm Jobs

## USA

(monthly)

Not Seasonally Adjusted  
12-Month Change, Thousands

TWU = Transporation, Warehousing and Utilities

	Total	Mining and Logging	Construction	Manufacturing	Whlse Trade	Retail Trade	TWU	Information	Finance	Professional and Business Services	Education and Health Services	Leisure and Hospitality	Other Services	Gov't
Nov-85	2499.0	-61.0	258.0	-310.0	80.2	368.6	73.0	29.0	292.0	405.0	480.0	311.0	185.0	388.0
Dec-85	2560.0	-58.0	231.0	-308.0	69.2	397.3	71.7	28.0	299.0	407.0	480.0	328.0	186.0	429.0
Jan-86	2344.0	-59.0	233.0	-309.0	50.1	377.2	67.8	24.0	291.0	472.0	440.0	310.0	170.0	377.0
Feb-86	2327.0	-74.0	229.0	-290.0	48.5	360.8	54.2	21.0	302.0	366.0	432.0	298.0	168.0	411.0
Mar-86	2080.0	-102.0	176.0	-315.0	23.4	328.0	57.1	28.0	305.0	351.0	420.0	281.0	163.0	364.0
Apr-86	2095.0	-133.0	191.0	-273.0	34.7	322.4	41.8	19.0	313.0	360.0	430.0	277.0	167.0	345.0
May-86	1937.0	-158.0	145.0	-272.0	33.3	316.4	40.2	16.0	315.0	342.0	409.0	270.0	159.0	321.0
Jun-86	1691.0	-169.0	133.0	-296.0	-4.0	299.5	29.3	-73.0	325.0	339.0	410.0	265.0	160.0	272.0
Jul-86	1798.0	-167.0	139.0	-287.0	36.0	339.8	37.1	14.0	336.0	352.0	420.0	286.0	164.0	129.0
Aug-86	1722.0	-176.0	129.0	-277.0	15.3	345.9	57.5	-19.0	331.0	335.0	396.0	288.0	155.0	141.0
Sep-86	1837.0	-179.0	86.0	-232.0	8.2	360.4	46.3	16.0	323.0	319.0	378.0	289.0	148.0	274.0
Oct-86	1896.0	-175.0	87.0	-234.0	-0.4	369.4	47.1	7.0	312.0	320.0	381.0	296.0	149.0	337.0
Nov-86	1898.0	-171.0	79.0	-215.0	-2.9	366.8	62.2	19.0	298.0	309.0	364.0	292.0	143.0	354.0
Dec-86	1940.0	-171.0	103.0	-200.0	1.5	353.4	63.3	22.0	305.0	317.0	373.0	286.0	146.0	341.0
Jan-87	1934.0	-177.0	91.0	-212.0	17.3	337.4	56.9	23.0	305.0	335.0	397.0	279.0	155.0	327.0
Feb-87	2064.0	-159.0	126.0	-158.0	32.5	357.5	68.2	29.0	291.0	346.0	406.0	291.0	158.0	276.0
Mar-87	2225.0	-130.0	117.0	-122.0	46.2	347.7	81.6	35.0	290.0	364.0	423.0	290.0	165.0	318.0
Apr-87	2392.0	-96.0	107.0	-94.0	49.8	359.7	99.8	42.0	292.0	376.0	432.0	299.0	168.0	357.0
May-87	2465.0	-63.0	158.0	-56.0	47.9	333.3	93.2	44.0	285.0	388.0	446.0	287.0	173.0	329.0
Jun-87	2766.0	-49.0	176.0	2.0	84.0	357.3	102.4	134.0	273.0	403.0	459.0	300.0	177.0	347.0
Jul-87	2767.0	-38.0	172.0	97.0	52.3	342.8	89.4	54.0	262.0	419.0	479.0	296.0	185.0	356.0
Aug-87	2823.0	-18.0	167.0	140.0	74.3	303.8	95.7	95.0	249.0	428.0	489.0	276.0	188.0	335.0
Sep-87	2666.0	0.0	155.0	188.0	84.6	276.4	117.2	65.0	230.0	416.0	469.0	259.0	181.0	225.0
Oct-87	3003.0	8.0	187.0	251.0	99.4	338.5	122.8	79.0	225.0	430.0	478.0	291.0	184.0	310.0
Nov-87	3087.0	12.0	194.0	314.0	108.1	363.9	126.6	75.0	204.0	428.0	474.0	303.0	182.0	303.0
Dec-87	3169.0	16.0	180.0	336.0	119.5	369.6	131.1	76.0	185.0	439.0	488.0	309.0	186.0	333.0
Jan-88	3043.0	22.0	81.0	330.0	102.2	377.2	143.8	77.0	183.0	433.0	481.0	316.0	184.0	312.0
Feb-88	3290.0	23.0	118.0	323.0	115.9	434.2	140.5	79.0	169.0	463.0	518.0	352.0	198.0	356.0
Mar-88	3323.0	16.0	157.0	329.0	128.5	406.8	142.1	80.0	157.0	463.0	517.0	337.0	197.0	393.0
Apr-88	3215.0	15.0	175.0	344.0	134.9	375.5	128.0	76.0	129.0	457.0	515.0	319.0	196.0	350.0
May-88	3208.0	9.0	145.0	345.0	147.6	391.5	132.9	77.0	114.0	446.0	502.0	323.0	191.0	384.0
Jun-88	3462.0	7.0	183.0	378.0	165.8	402.9	129.5	82.0	114.0	493.0	558.0	339.0	212.0	398.0
Jul-88	3321.0	2.0	188.0	339.0	168.3	405.8	131.5	80.0	99.0	487.0	553.0	341.0	210.0	316.0
Aug-88	3253.0	-5.0	172.0	269.0	166.2	423.9	122.3	75.0	88.0	485.0	556.0	349.0	211.0	341.0
Sep-88	3350.0	-21.0	176.0	223.0	167.5	399.3	110.7	71.0	82.0	500.0	581.0	341.0	220.0	499.0
Oct-88	3116.0	-25.0	116.0	240.0	165.4	338.9	115.8	73.0	72.0	499.0	584.0	312.0	221.0	404.0
Nov-88	3264.0	-31.0	120.0	231.0	167.1	349.3	131.2	78.0	84.0	520.0	606.0	324.0	229.0	455.0
Dec-88	3245.0	-32.0	93.0	215.0	168.3	368.0	158.1	85.0	82.0	529.0	615.0	338.0	233.0	393.0
Jan-89	3358.0	-34.0	188.0	270.0	199.3	411.8	106.5	73.0	62.0	513.0	595.0	349.0	226.0	399.0
Feb-89	3215.0	-37.0	117.0	225.0	196.2	348.0	124.8	75.0	72.0	515.0	602.0	320.0	228.0	429.0
Mar-89	3115.0	-30.0	54.0	206.0	198.9	378.9	97.6	67.0	65.0	517.0	610.0	336.0	231.0	383.0
Apr-89	3019.0	-27.0	64.0	172.0	174.0	345.4	100.8	68.0	58.0	513.0	607.0	319.0	230.0	395.0
May-89	2943.0	-24.0	71.0	148.0	158.7	333.7	101.4	66.0	63.0	496.0	587.0	309.0	222.0	411.0
Jun-89	2725.0	-31.0	42.0	94.0	133.6	306.1	94.0	61.0	62.0	478.0	570.0	292.0	216.0	407.0
Jul-89	2529.0	-39.0	51.0	63.0	119.2	276.8	91.6	57.0	58.0	449.0	537.0	269.0	203.0	394.0
Aug-89	2447.0	-12.0	67.0	85.0	115.1	273.3	103.1	-93.0	66.0	446.0	526.0	259.0	199.0	412.0
Sep-89	2379.0	-4.0	59.0	16.0	89.6	244.2	105.1	6.0	68.0	435.0	519.0	249.0	197.0	395.0
Oct-89	2199.0	-5.0	84.0	-64.0	74.2	234.9	108.9	4.0	57.0	415.0	497.0	240.0	188.0	365.0
Nov-89	2152.0	3.0	89.0	-119.0	66.8	258.9	113.2	2.0	60.0	418.0	502.0	254.0	190.0	314.0
Dec-89	1940.0	6.0	26.0	-147.0	44.7	184.5	118.6	57.0	52.0	392.0	473.0	209.0	179.0	345.0
Jan-90	1824.0	10.0	83.0	-291.0	25.1	392.6	123.8	67.0	63.0	369.0	478.0	-73.0	198.0	378.0
Feb-90	1894.0	14.0	148.0	-198.0	-8.5	211.3	105.4	59.0	60.0	367.0	521.0	45.0	188.0	382.0
Mar-90	1908.0	13.0	123.0	-226.0	-34.1	98.3	128.1	58.0	56.0	385.0	471.0	169.0	178.0	489.0
Apr-90	1750.0	16.0	31.0	-234.0	-26.2	65.0	111.1	48.0	56.0	368.0	384.0	236.0	148.0	547.0
May-90	1973.0	19.0	36.0	-248.0	-20.8	13.0	117.8	43.0	58.0	339.0	354.0	371.0	169.0	722.0
Jun-90	1896.0	31.0	24.0	-241.0	-5.9	-29.8	116.4	43.0	62.0	366.0	158.0	584.0	159.0	630.0
Jul-90	1718.0	41.0	-37.0	-239.0	-10.0	-16.7	96.0	64.0	55.0	337.0	83.0	610.0	180.0	555.0
Aug-90	1520.0	11.0	-90.0	-267.0	-17.6	-67.9	73.3	207.0	59.0	332.0	86.0	638.0	144.0	413.0

# Nonfarm Jobs

## USA

(monthly)

Not Seasonally Adjusted  
12-Month Change, Thousands

TWU = Transportation, Warehousing and Utilities

	Total	Mining and Logging	Construction	Manufacturing	Whlse Trade	Retail Trade	TWU	Information	Finance	Professional and Business Services	Education and Health Services	Leisure and Hospitality	Other Services	Gov't
Sep-90	1318.0	10.0	-110.0	-276.0	-9.3	-43.3	90.9	70.0	51.0	276.0	314.0	419.0	95.0	431.0
Oct-90	1023.0	7.0	-207.0	-303.0	-18.2	37.8	79.0	66.0	47.0	221.0	481.0	74.0	99.0	439.0
Nov-90	545.0	1.0	-282.0	-466.0	-27.4	96.4	61.4	67.0	31.0	126.0	538.0	-133.0	91.0	442.0
Dec-90	306.0	2.0	-268.0	-496.0	-29.7	135.9	67.2	6.0	24.0	33.0	551.0	-234.0	92.0	423.0
Jan-91	-149.0	-3.0	-444.0	-464.0	-64.9	-187.2	40.2	26.0	24.0	-6.0	559.0	-3.0	53.0	321.0
Feb-91	-679.0	-2.0	-482.0	-674.0	-67.0	-222.0	10.5	16.0	2.0	-112.0	551.0	-36.0	31.0	306.0
Mar-91	-1047.0	-5.0	-504.0	-722.0	-71.1	-253.9	-7.7	10.0	1.0	-187.0	553.0	-60.0	7.0	193.0
Apr-91	-1300.0	-13.0	-508.0	-747.0	-80.0	-324.9	-12.3	4.0	-28.0	-201.0	563.0	-61.0	-4.0	112.0
May-91	-1525.0	-22.0	-517.0	-711.0	-80.6	-327.9	-24.2	-7.0	-47.0	-212.0	528.0	-11.0	-19.0	-74.0
Jun-91	-1611.0	-27.0	-533.0	-736.0	-96.8	-323.5	-37.1	-12.0	-69.0	-229.0	502.0	-20.0	-21.0	-9.0
Jul-91	-1547.0	-29.0	-527.0	-690.0	-93.5	-321.0	-15.3	-21.0	-83.0	-218.0	510.0	-68.0	-27.0	35.0
Aug-91	-1337.0	-30.0	-508.0	-628.0	-100.0	-288.2	-7.4	-25.0	-93.0	-180.0	505.0	-63.0	-27.0	107.0
Sep-91	-1219.0	-38.0	-476.0	-608.0	-91.1	-290.2	-24.6	-23.0	-100.0	-128.0	511.0	-34.0	-24.0	107.0
Oct-91	-1048.0	-41.0	-440.0	-583.0	-86.1	-299.4	-32.9	-28.0	-98.0	-75.0	511.0	6.0	-32.0	150.0
Nov-91	-997.0	-46.0	-457.0	-474.0	-83.2	-311.2	-29.0	-34.0	-91.0	-57.0	496.0	-22.0	-37.0	148.0
Dec-91	-886.0	-50.0	-401.0	-481.0	-83.6	-281.8	-60.0	-37.0	-83.0	-7.0	482.0	-8.0	-50.0	174.0
Jan-92	-724.0	-52.0	-295.0	-481.0	-68.5	-279.7	-47.7	-57.0	-99.0	2.0	445.0	54.0	-47.0	202.0
Feb-92	-444.0	-57.0	-305.0	-374.0	-60.1	-158.2	-30.6	-52.0	-89.0	54.0	427.0	69.0	-59.0	191.0
Mar-92	-214.0	-55.0	-254.0	-324.0	-51.7	-136.5	-21.5	-47.0	-93.0	128.0	404.0	65.0	-56.0	227.0
Apr-92	234.0	-54.0	-216.0	-254.0	-53.9	-51.0	-11.9	-50.0	-60.0	207.0	409.0	152.0	-33.0	250.0
May-92	359.0	-52.0	-190.0	-242.0	-61.4	-40.1	-15.3	-44.0	-42.0	268.0	386.0	184.0	-24.0	232.0
Jun-92	368.0	-58.0	-199.0	-217.0	-67.4	-34.4	-0.4	-43.0	-23.0	280.0	382.0	170.0	-24.0	202.0
Jul-92	555.0	-55.0	-184.0	-188.0	-83.3	-44.2	-14.0	-39.0	-12.0	299.0	409.0	229.0	0.0	238.0
Aug-92	518.0	-56.0	-155.0	-270.0	-87.4	-60.5	-21.4	-39.0	2.0	306.0	370.0	232.0	1.0	297.0
Sep-92	587.0	-53.0	-150.0	-264.0	-99.8	-39.3	0.7	-32.0	29.0	306.0	348.0	244.0	8.0	289.0
Oct-92	806.0	-44.0	-86.0	-265.0	-89.6	4.7	5.5	-21.0	45.0	369.0	344.0	275.0	27.0	242.0
Nov-92	1034.0	-37.0	-21.0	-205.0	-87.7	-3.2	3.3	-6.0	54.0	405.0	347.0	257.0	42.0	286.0
Dec-92	1141.0	-34.0	-18.0	-151.0	-95.8	20.5	19.6	-2.0	74.0	441.0	347.0	242.0	61.0	237.0
Jan-93	1362.0	-29.0	-2.0	-42.0	-78.3	60.7	54.5	16.0	99.0	458.0	333.0	209.0	85.0	198.0
Feb-93	1719.0	-32.0	101.0	-7.0	-78.4	115.8	59.8	16.0	109.0	492.0	352.0	254.0	121.0	215.0
Mar-93	1633.0	-29.0	56.0	4.0	-80.6	106.5	56.4	10.0	122.0	493.0	356.0	212.0	133.0	194.0
Apr-93	1801.0	-29.0	92.0	-49.0	-61.6	109.1	56.1	20.0	136.0	505.0	380.0	310.0	133.0	199.0
May-93	1956.0	-25.0	153.0	-62.0	-40.0	124.1	74.0	24.0	147.0	497.0	418.0	308.0	126.0	212.0
Jun-93	2057.0	-25.0	177.0	-83.0	-34.3	150.2	82.9	27.0	160.0	503.0	414.0	322.0	141.0	222.0
Jul-93	2205.0	-24.0	216.0	-87.0	-1.2	204.1	95.0	30.0	189.0	533.0	423.0	325.0	125.0	177.0
Aug-93	2256.0	-25.0	220.0	-52.0	2.3	237.2	82.8	39.0	193.0	535.0	441.0	333.0	119.0	130.0
Sep-93	2459.0	-14.0	233.0	-23.0	26.7	264.8	80.3	35.0	203.0	544.0	455.0	321.0	103.0	231.0
Oct-93	2534.0	-17.0	252.0	23.0	31.2	284.7	87.5	31.0	210.0	572.0	446.0	299.0	85.0	229.0
Nov-93	2637.0	-18.0	282.0	34.0	47.1	310.0	102.1	32.0	228.0	597.0	464.0	298.0	81.0	179.0
Dec-93	2792.0	-5.0	282.0	43.0	68.7	343.6	89.1	36.0	232.0	576.0	465.0	351.0	71.0	240.0
Jan-94	2709.0	-7.0	267.0	61.0	80.4	303.3	82.0	42.0	229.0	527.0	462.0	362.0	52.0	248.0
Feb-94	2683.0	-4.0	207.0	72.0	99.5	312.9	101.8	52.0	239.0	530.0	463.0	333.0	29.0	248.0
Mar-94	3226.0	-8.0	315.0	118.0	122.2	396.8	122.2	63.0	251.0	580.0	503.0	439.0	38.0	286.0
Apr-94	3303.0	-9.0	363.0	170.0	131.8	420.1	79.8	64.0	235.0	628.0	502.0	387.0	41.0	291.0
May-94	3355.0	-13.0	333.0	199.0	136.6	430.4	127.5	65.0	207.0	629.0	498.0	375.0	53.0	314.0
Jun-94	3559.0	-4.0	348.0	269.0	155.1	453.6	125.2	66.0	197.0	684.0	501.0	414.0	56.0	295.0
Jul-94	3484.0	-7.0	345.0	265.0	150.3	476.8	122.1	68.0	168.0	724.0	490.0	403.0	64.0	215.0
Aug-94	3688.0	0.0	331.0	330.0	181.0	501.7	137.5	77.0	147.0	748.0	496.0	379.0	84.0	276.0
Sep-94	3760.0	-3.0	350.0	331.0	186.5	532.8	140.8	77.0	106.0	767.0	518.0	347.0	111.0	296.0
Oct-94	3724.0	-7.0	307.0	357.0	195.1	551.0	140.8	86.0	71.0	748.0	530.0	312.0	128.0	305.0
Nov-94	3989.0	-6.0	324.0	382.0	201.8	639.1	145.8	92.0	36.0	792.0	535.0	331.0	136.0	381.0
Dec-94	3881.0	-21.0	406.0	298.0	208.9	625.1	184.1	97.0	4.0	787.0	540.0	327.0	144.0	280.0
Jan-95	3822.0	-19.0	288.0	411.0	218.5	622.3	158.1	83.0	-23.0	799.0	522.0	363.0	158.0	242.0
Feb-95	3904.0	-19.0	262.0	414.0	233.1	564.7	142.1	106.0	-51.0	832.0	572.0	401.0	173.0	274.0
Mar-95	3688.0	-16.0	255.0	378.0	230.3	487.7	133.0	110.0	-61.0	793.0	561.0	404.0	171.0	242.0
Apr-95	3439.0	-17.0	192.0	352.0	218.8	488.3	176.1	113.0	-83.0	706.0	531.0	372.0	161.0	229.0
May-95	3148.0	-17.0	134.0	302.0	205.4	462.4	109.4	110.0	-74.0	684.0	511.0	409.0	157.0	155.0
Jun-95	3072.0	-18.0	156.0	239.0	206.4	445.5	100.8	107.0	-78.0	663.0	481.0	453.0	151.0	165.0

# Nonfarm Jobs

## USA

(monthly)

Not Seasonally Adjusted  
12-Month Change, Thousands

TWU = Transporation, Warehousing and Utilities

	Total	Mining and Logging	Construction	Manufacturing	Whlse Trade	Retail Trade	TWU	Information	Finance	Professional and Business Services	Education and Health Services	Leisure and Hospitality	Other Services	Gov't
Jul-95	2782.0	-18.0	141.0	186.0	197.9	392.0	77.9	115.0	-67.0	600.0	424.0	457.0	145.0	131.0
Aug-95	2734.0	-18.0	146.0	152.0	172.0	358.4	97.3	101.0	-55.0	633.0	429.0	449.0	150.0	119.0
Sep-95	2589.0	-21.0	145.0	159.0	155.9	312.3	82.4	112.0	-32.0	633.0	441.0	422.0	120.0	99.0
Oct-95	2563.0	-16.0	172.0	64.0	142.0	279.7	113.7	106.0	-5.0	611.0	447.0	416.0	109.0	124.0
Nov-95	2190.0	-20.0	132.0	9.0	127.4	250.0	111.8	103.0	19.0	548.0	439.0	350.0	109.0	12.0
Dec-95	2154.0	-16.0	125.0	21.0	121.3	207.7	60.7	94.0	35.0	543.0	428.0	320.0	119.0	96.0
Jan-96	1763.0	-18.0	119.0	-50.0	96.6	152.4	68.3	102.0	59.0	468.0	375.0	243.0	99.0	48.0
Feb-96	2040.0	-10.0	227.0	-28.0	78.0	151.0	69.9	79.0	88.0	546.0	391.0	260.0	108.0	80.0
Mar-96	2084.0	-9.0	209.0	-64.0	71.8	208.9	71.3	81.0	89.0	549.0	392.0	271.0	109.0	105.0
Apr-96	2088.0	-6.0	225.0	-69.0	69.6	157.6	74.7	77.0	111.0	573.0	397.0	280.0	117.0	81.0
May-96	2492.0	-3.0	278.0	-24.0	80.0	236.0	90.1	86.0	140.0	626.0	401.0	316.0	123.0	143.0
Jun-96	2439.0	-2.0	281.0	-19.0	70.4	233.0	96.7	97.0	154.0	643.0	386.0	288.0	124.0	87.0
Jul-96	2635.0	-1.0	301.0	4.0	74.3	257.7	117.8	99.0	170.0	681.0	416.0	287.0	126.0	102.0
Aug-96	2663.0	1.0	298.0	27.0	86.4	259.0	93.0	110.0	175.0	679.0	387.0	289.0	122.0	137.0
Sep-96	2492.0	-2.0	283.0	7.0	94.8	259.6	79.5	105.0	173.0	647.0	369.0	220.0	125.0	131.0
Oct-96	2604.0	-2.0	283.0	43.0	112.6	321.8	40.1	104.0	177.0	619.0	405.0	279.0	129.0	93.0
Nov-96	2825.0	5.0	307.0	65.0	116.7	344.9	27.4	109.0	178.0	688.0	415.0	281.0	123.0	165.0
Dec-96	2800.0	5.0	327.0	57.0	116.4	367.7	22.8	113.0	183.0	697.0	391.0	292.0	117.0	111.0
Jan-97	2954.0	12.0	325.0	100.0	119.3	299.3	68.1	124.0	188.0	750.0	431.0	281.0	128.0	129.0
Feb-97	2874.0	12.0	317.0	93.0	133.5	292.4	71.3	133.0	182.0	731.0	403.0	289.0	121.0	96.0
Mar-97	2952.0	11.0	310.0	155.0	141.2	291.7	71.9	140.0	188.0	786.0	397.0	264.0	122.0	74.0
Apr-97	3089.0	14.0	292.0	151.0	144.1	307.3	74.4	146.0	206.0	863.0	415.0	261.0	129.0	86.0
May-97	3037.0	16.0	294.0	146.0	141.6	248.1	72.9	151.0	200.0	885.0	410.0	268.0	130.0	74.0
Jun-97	3019.0	16.0	264.0	162.0	137.2	231.9	69.9	156.0	192.0	893.0	391.0	258.0	124.0	124.0
Jul-97	3067.0	18.0	265.0	171.0	152.1	218.6	59.2	150.0	204.0	920.0	401.0	237.0	139.0	132.0
Aug-97	2840.0	16.0	259.0	191.0	149.3	224.5	-80.7	148.0	212.0	864.0	392.0	220.0	130.0	115.0
Sep-97	3098.0	23.0	255.0	202.0	141.4	205.8	105.5	138.0	211.0	904.0	410.0	244.0	141.0	117.0
Oct-97	3289.0	23.0	250.0	230.0	145.5	204.9	120.8	146.0	237.0	980.0	410.0	202.0	147.0	192.0
Nov-97	3222.0	18.0	238.0	285.0	146.4	212.1	115.7	139.0	242.0	945.0	392.0	190.0	146.0	152.0
Dec-97	3380.0	19.0	262.0	305.0	151.0	220.3	121.4	148.0	254.0	956.0	404.0	183.0	155.0	201.0
Jan-98	3367.0	13.0	312.0	328.0	167.6	228.4	101.3	145.0	262.0	930.0	373.0	170.0	161.0	175.0
Feb-98	3279.0	10.0	282.0	313.0	159.3	219.8	110.8	144.0	270.0	879.0	376.0	167.0	160.0	188.0
Mar-98	3115.0	9.0	226.0	301.0	154.7	186.2	110.2	133.0	283.0	841.0	368.0	156.0	164.0	183.0
Apr-98	3181.0	2.0	305.0	292.0	152.2	202.7	104.6	134.0	283.0	810.0	357.0	188.0	155.0	195.0
May-98	3187.0	-3.0	292.0	251.0	147.5	230.1	116.3	135.0	283.0	801.0	346.0	188.0	156.0	244.0
Jun-98	3202.0	-6.0	339.0	223.0	139.6	229.5	115.3	124.0	302.0	817.0	355.0	190.0	163.0	210.0
Jul-98	3122.0	-13.0	359.0	52.0	119.1	247.3	127.3	135.0	306.0	781.0	362.0	238.0	152.0	257.0
Aug-98	3297.0	-14.0	369.0	87.0	118.4	225.0	290.7	123.0	292.0	819.0	321.0	229.0	150.0	287.0
Sep-98	3104.0	-21.0	341.0	82.0	117.1	241.8	128.2	131.0	292.0	745.0	345.0	251.0	142.0	309.0
Oct-98	2977.0	-24.0	373.0	-12.0	96.7	212.5	125.2	133.0	286.0	776.0	365.0	239.0	142.0	265.0
Nov-98	2988.0	-28.0	397.0	-95.0	98.5	210.1	130.2	138.0	280.0	772.0	373.0	259.0	142.0	312.0
Dec-98	3020.0	-32.0	439.0	-138.0	105.4	211.5	146.9	142.0	270.0	766.0	369.0	288.0	131.0	321.0
Jan-99	2824.0	-42.0	368.0	-187.0	77.0	249.4	133.3	148.0	273.0	739.0	352.0	275.0	125.0	314.0
Feb-99	3040.0	-48.0	430.0	-231.0	92.9	324.0	127.3	161.0	257.0	754.0	388.0	296.0	129.0	360.0
Mar-99	3036.0	-49.0	440.0	-266.0	85.9	348.9	128.4	160.0	232.0	759.0	398.0	299.0	120.0	380.0
Apr-99	3145.0	-52.0	436.0	-289.0	84.9	374.2	135.8	164.0	223.0	801.0	405.0	319.0	118.0	425.0
May-99	2936.0	-55.0	422.0	-291.0	79.1	356.2	125.2	187.0	208.0	773.0	378.0	286.0	108.0	360.0
Jun-99	3004.0	-55.0	421.0	-314.0	82.3	361.9	134.0	198.0	199.0	791.0	355.0	333.0	112.0	386.0
Jul-99	3207.0	-50.0	408.0	-101.0	98.3	374.4	127.9	203.0	180.0	833.0	317.0	315.0	102.0	399.0
Aug-99	3024.0	-48.0	371.0	-277.0	104.9	374.1	114.7	222.0	169.0	829.0	344.0	311.0	101.0	408.0
Sep-99	2992.0	-46.0	386.0	-298.0	110.4	361.9	122.3	233.0	145.0	830.0	332.0	288.0	99.0	429.0
Oct-99	3153.0	-40.0	360.0	-238.0	114.0	390.1	118.4	239.0	121.0	870.0	314.0	355.0	101.0	448.0
Nov-99	3212.0	-36.0	382.0	-185.0	120.5	390.3	125.2	244.0	113.0	872.0	323.0	340.0	104.0	419.0
Dec-99	3187.0	-35.0	319.0	-176.0	117.0	424.6	137.1	244.0	102.0	872.0	308.0	320.0	107.0	448.0
Jan-00	3303.0	-24.0	410.0	-145.0	119.7	417.7	129.3	247.0	71.0	834.0	305.0	336.0	106.0	496.0
Feb-00	2982.0	-16.0	312.0	-113.0	98.1	351.1	125.0	239.0	75.0	791.0	277.0	289.0	102.0	452.0
Mar-00	3368.0	-16.0	415.0	-67.0	110.2	369.1	124.9	255.0	60.0	829.0	283.0	335.0	104.0	565.0
Apr-00	3221.0	-7.0	288.0	-41.0	90.3	393.9	119.1	253.0	37.0	812.0	257.0	334.0	93.0	592.0

**Nonfarm Jobs**

**USA**

(monthly)

Not Seasonally Adjusted  
12-Month Change, Thousands

TWU = Transporation, Warehousing and Utilities

	Total	Mining and Logging	Construction	Manufacturing	Whlse Trade	Retail Trade	TWU	Information	Finance	Professional and Business Services	Education and Health Services	Leisure and Hospitality	Other Services	Gov't
May-00	3305.0	4.0	248.0	-54.0	72.2	317.1	102.1	226.0	28.0	746.0	290.0	319.0	85.0	921.0
Jun-00	3092.0	6.0	235.0	9.0	73.6	309.5	99.4	235.0	15.0	767.0	295.0	364.0	78.0	606.0
Jul-00	2737.0	7.0	204.0	15.0	39.9	265.3	98.0	227.0	-10.0	680.0	263.0	382.0	64.0	502.0
Aug-00	2693.0	7.0	201.0	2.0	16.5	281.7	114.5	132.0	0.0	707.0	315.0	373.0	71.0	472.0
Sep-00	2583.0	14.0	182.0	-56.0	-9.1	276.0	82.3	197.0	33.0	745.0	358.0	332.0	79.0	349.0
Oct-00	2204.0	15.0	180.0	-62.0	-16.1	247.4	82.0	178.0	46.0	600.0	342.0	232.0	70.0	290.0
Nov-00	2108.0	12.0	123.0	-91.0	-39.9	272.2	83.0	175.0	56.0	558.0	355.0	262.0	62.0	280.0
Dec-00	1906.0	9.0	107.0	-99.0	-67.3	214.7	73.7	179.0	67.0	440.0	393.0	265.0	59.0	265.0
Jan-01	1670.0	13.0	72.0	-186.0	-93.3	165.2	68.0	158.0	80.0	399.0	403.0	272.0	57.0	262.0
Feb-01	1670.0	11.0	113.0	-259.0	-115.3	176.0	47.2	143.0	99.0	348.0	453.0	282.0	45.0	327.0
Mar-01	1163.0	17.0	61.0	-367.0	-150.4	132.8	49.1	127.0	128.0	227.0	469.0	210.0	41.0	219.0
Apr-01	568.0	14.0	45.0	-500.0	-154.5	-43.0	27.7	76.0	131.0	27.0	492.0	196.0	61.0	196.0
May-01	319.0	11.0	84.0	-616.0	-153.9	12.6	31.8	48.0	143.0	12.0	538.0	237.0	83.0	-111.0
Jun-01	181.0	13.0	64.0	-788.0	-176.1	7.5	-0.7	0.0	144.0	-126.0	536.0	198.0	93.0	216.0
Jul-01	-89.0	8.0	45.0	-925.0	-173.3	-77.0	-7.9	-40.0	126.0	-230.0	558.0	222.0	104.0	301.0
Aug-01	-172.0	9.0	26.0	-1033.0	-172.1	-83.3	-32.2	15.0	141.0	-329.0	583.0	188.0	113.0	403.0
Sep-01	-577.0	1.0	16.0	-1092.0	-168.7	-111.0	-83.8	-95.0	120.0	-461.0	572.0	103.0	116.0	507.0
Oct-01	-935.0	-5.0	-18.0	-1241.0	-180.9	-159.0	-130.9	-116.0	119.0	-600.0	614.0	135.0	111.0	537.0
Nov-01	-1491.0	-5.0	-33.0	-1379.0	-195.1	-200.8	-198.8	-146.0	118.0	-771.0	610.0	48.0	123.0	539.0
Dec-01	-1817.0	-5.0	-5.0	-1477.0	-191.8	-313.8	-251.8	-184.0	93.0	-772.0	606.0	0.0	136.0	548.0
Jan-02	-1831.0	-7.0	-31.0	-1518.0	-172.5	-303.1	-227.4	-215.0	84.0	-784.0	599.0	57.0	141.0	546.0
Feb-02	-2028.0	-11.0	-58.0	-1519.0	-171.0	-308.6	-213.4	-246.0	55.0	-795.0	601.0	-22.0	157.0	503.0
Mar-02	-2017.0	-20.0	-102.0	-1494.0	-159.4	-263.3	-226.3	-265.0	32.0	-740.0	586.0	-23.0	161.0	497.0
Apr-02	-1837.0	-20.0	-125.0	-1409.0	-149.9	-172.6	-205.5	-252.0	30.0	-614.0	587.0	-113.0	148.0	459.0
May-02	-1777.0	-24.0	-152.0	-1311.0	-137.0	-197.7	-197.3	-249.0	20.0	-567.0	543.0	-149.0	129.0	515.0
Jun-02	-1775.0	-31.0	-152.0	-1216.0	-119.2	-214.7	-173.1	-239.0	11.0	-535.0	586.0	-220.0	118.0	410.0
Jul-02	-1727.0	-33.0	-169.0	-1119.0	-107.1	-153.0	-164.9	-239.0	27.0	-529.0	573.0	-221.0	91.0	317.0
Aug-02	-1570.0	-32.0	-138.0	-1060.0	-110.5	-208.5	-154.0	-229.0	10.0	-443.0	537.0	-178.0	89.0	347.0
Sep-02	-1315.0	-31.0	-117.0	-992.0	-94.4	-221.1	-122.5	-237.0	31.0	-372.0	517.0	-75.0	90.0	309.0
Oct-02	-845.0	-28.0	-120.0	-914.0	-84.6	-190.9	-78.5	-209.0	52.0	-250.0	516.0	68.0	89.0	305.0
Nov-02	-535.0	-24.0	-72.0	-838.0	-78.8	-192.5	-35.7	-206.0	49.0	-165.0	519.0	135.0	90.0	284.0
Dec-02	-559.0	-21.0	-85.0	-805.0	-60.4	-136.8	-22.8	-230.0	73.0	-205.0	481.0	142.0	62.0	249.0
Jan-03	-354.0	-26.0	-70.0	-731.0	-62.0	-126.4	-12.6	-233.0	82.0	-127.0	471.0	183.0	55.0	243.0
Feb-03	-409.0	-20.0	-115.0	-740.0	-42.9	-134.0	-17.1	-237.0	105.0	-71.0	446.0	159.0	44.0	214.0
Mar-03	-524.0	-18.0	-97.0	-721.0	-35.9	-161.9	-27.2	-234.0	117.0	-145.0	435.0	147.0	36.0	181.0
Apr-03	-456.0	-20.0	-29.0	-778.0	-28.9	-148.8	-48.3	-225.0	145.0	-132.0	461.0	161.0	33.0	154.0
May-03	-464.0	-13.0	18.0	-779.0	-33.6	-134.6	-56.8	-222.0	165.0	-85.0	452.0	154.0	32.0	39.0
Jun-03	-514.0	-6.0	27.0	-805.0	-47.5	-144.3	-76.2	-218.0	159.0	-57.0	368.0	204.0	37.0	45.0
Jul-03	-410.0	-5.0	45.0	-842.0	-55.5	-152.0	-101.5	-205.0	169.0	51.0	325.0	240.0	41.0	80.0
Aug-03	-443.0	-7.0	61.0	-805.0	-54.8	-83.5	-104.7	-209.0	164.0	12.0	315.0	230.0	33.0	6.0
Sep-03	-304.0	-5.0	80.0	-775.0	-58.3	-42.7	-61.0	-181.0	152.0	92.0	319.0	193.0	20.0	-37.0
Oct-03	-182.0	-2.0	97.0	-728.0	-54.1	-23.5	-62.4	-199.0	119.0	129.0	371.0	164.0	14.0	-7.0
Nov-03	-137.0	-1.0	93.0	-670.0	-34.4	-68.9	-58.7	-181.0	100.0	190.0	343.0	189.0	-1.0	-37.0
Dec-03	94.0	-1.0	116.0	-614.0	-30.4	-72.3	-59.3	-137.0	80.0	269.0	365.0	218.0	3.0	-43.0
Jan-04	117.0	0.0	138.0	-573.0	-8.1	2.4	-27.3	-124.0	66.0	205.0	340.0	192.0	5.0	-99.0
Feb-04	316.0	2.0	168.0	-502.0	-10.5	41.3	-24.8	-94.0	60.0	192.0	326.0	239.0	-2.0	-79.0
Mar-04	871.0	14.0	232.0	-434.0	4.0	122.7	9.3	-88.0	56.0	295.0	356.0	308.0	21.0	-25.0
Apr-04	1338.0	22.0	244.0	-296.0	31.4	136.2	23.4	-77.0	45.0	446.0	360.0	371.0	23.0	9.0
May-04	1488.0	22.0	245.0	-219.0	38.4	160.9	35.7	-55.0	39.0	449.0	354.0	389.0	27.0	2.0
Jun-04	1605.0	18.0	243.0	-160.0	53.4	192.1	67.5	-43.0	55.0	467.0	346.0	380.0	29.0	-43.0
Jul-04	1784.0	24.0	263.0	-62.0	69.4	190.7	91.9	-43.0	25.0	481.0	387.0	352.0	18.0	-13.0
Aug-04	1750.0	24.0	249.0	-37.0	84.3	156.2	81.5	-57.0	27.0	462.0	382.0	315.0	12.0	51.0
Sep-04	1815.0	27.0	234.0	-34.0	96.2	131.3	86.5	-65.0	55.0	411.0	369.0	338.0	-3.0	169.0
Oct-04	2005.0	20.0	297.0	-8.0	97.4	144.0	83.6	-53.0	59.0	502.0	380.0	342.0	-11.0	152.0
Nov-04	2093.0	22.0	302.0	-8.0	102.6	210.8	79.6	-62.0	69.0	480.0	390.0	322.0	-9.0	194.0
Dec-04	2048.0	27.0	283.0	1.0	107.1	201.5	91.4	-74.0	93.0	502.0	391.0	295.0	-6.0	136.0
Jan-05	2004.0	32.0	251.0	-29.0	81.7	189.6	97.7	-73.0	103.0	476.0	398.0	304.0	-11.0	184.0
Feb-05	2219.0	34.0	307.0	-4.0	91.9	218.2	104.9	-81.0	109.0	543.0	392.0	313.0	-12.0	203.0

# Nonfarm Jobs

## USA

(monthly)

Not Seasonally Adjusted  
12-Month Change, Thousands

TWU = Transporation, Warehousing and Utilities

	Total	Mining and Logging	Construction	Manufacturing	Whlse Trade	Retail Trade	TWU	Information	Finance	Professional and Business Services	Education and Health Services	Leisure and Hospitality	Other Services	Gov't
Mar-05	2019.0	32.0	287.0	-20.0	96.8	180.1	94.1	-70.0	97.0	545.0	367.0	288.0	-32.0	154.0
Apr-05	2108.0	32.0	350.0	-64.0	87.7	205.8	115.5	-62.0	89.0	503.0	368.0	356.0	-24.0	151.0
May-05	2011.0	31.0	348.0	-92.0	99.4	206.9	112.7	-71.0	72.0	449.0	392.0	319.0	-33.0	177.0
Jun-05	2233.0	35.0	380.0	-111.0	108.8	217.8	97.4	-79.0	87.0	540.0	438.0	362.0	-18.0	175.0
Jul-05	2331.0	31.0	360.0	-120.0	105.7	275.7	97.6	-74.0	122.0	521.0	421.0	386.0	-12.0	217.0
Aug-05	2559.0	34.0	393.0	-142.0	108.6	293.6	103.8	-47.0	135.0	593.0	455.0	414.0	-11.0	229.0
Sep-05	2465.0	38.0	396.0	-151.0	100.8	229.6	95.6	-29.0	127.0	643.0	499.0	312.0	-6.0	210.0
Oct-05	2210.0	46.0	393.0	-136.0	105.5	194.1	97.4	-43.0	167.0	553.0	423.0	263.0	-13.0	160.0
Nov-05	2516.0	48.0	445.0	-113.0	116.4	215.0	114.6	-33.0	185.0	658.0	448.0	281.0	-10.0	161.0
Dec-05	2540.0	49.0	413.0	-84.0	114.6	230.8	100.6	-26.0	167.0	689.0	431.0	273.0	7.0	175.0
Jan-06	2592.0	48.0	500.0	-49.0	138.0	193.7	102.3	-19.0	179.0	653.0	446.0	275.0	25.0	100.0
Feb-06	2692.0	49.0	519.0	-64.0	139.3	154.5	96.2	-4.0	196.0	642.0	501.0	287.0	31.0	145.0
Mar-06	2830.0	52.0	499.0	-59.0	144.5	194.1	88.4	-8.0	219.0	685.0	507.0	309.0	38.0	161.0
Apr-06	2533.0	59.0	429.0	-31.0	141.5	102.5	91.0	-20.0	231.0	615.0	477.0	249.0	34.0	155.0
May-06	2526.0	59.0	419.0	-58.0	145.8	59.1	95.1	-23.0	230.0	685.0	464.0	258.0	51.0	141.0
Jun-06	2355.0	61.0	371.0	-21.0	140.8	32.3	96.9	-22.0	195.0	667.0	416.0	225.0	37.0	156.0
Jul-06	2243.0	65.0	361.0	-35.0	140.1	-1.3	98.2	-33.0	180.0	643.0	392.0	276.0	28.0	129.0
Aug-06	2200.0	63.0	341.0	-42.0	138.5	-11.7	95.2	-29.0	160.0	624.0	416.0	267.0	33.0	145.0
Sep-06	2244.0	58.0	307.0	-41.0	143.0	8.6	105.4	-38.0	169.0	547.0	442.0	281.0	50.0	212.0
Oct-06	2215.0	59.0	230.0	-110.0	133.5	36.9	109.6	-31.0	128.0	545.0	458.0	343.0	72.0	241.0
Nov-06	2040.0	52.0	122.0	-158.0	129.4	71.4	115.2	-32.0	111.0	521.0	455.0	365.0	64.0	224.0
Dec-06	2133.0	52.0	160.0	-184.0	146.9	44.0	143.1	-18.0	113.0	519.0	474.0	396.0	58.0	229.0
Jan-07	1991.0	51.0	113.0	-195.0	125.1	96.7	109.2	-25.0	77.0	543.0	446.0	364.0	39.0	247.0
Feb-07	1754.0	50.0	-45.0	-218.0	124.9	114.5	97.6	-17.0	53.0	515.0	430.0	352.0	46.0	251.0
Mar-07	1665.0	47.0	16.0	-254.0	111.7	150.3	102.0	-24.0	21.0	445.0	438.0	313.0	56.0	243.0
Apr-07	1555.0	41.0	-39.0	-297.0	114.3	155.4	89.3	-10.0	-22.0	441.0	465.0	300.0	64.0	253.0
May-07	1693.0	39.0	-46.0	-286.0	111.0	208.9	78.1	2.0	-16.0	419.0	478.0	362.0	64.0	279.0
Jun-07	1696.0	38.0	-19.0	-315.0	122.3	178.7	77.0	2.0	-9.0	350.0	527.0	374.0	69.0	301.0
Jul-07	1471.0	39.0	-56.0	-296.0	119.1	187.7	64.2	2.0	-4.0	317.0	539.0	302.0	73.0	184.0
Aug-07	1378.0	40.0	-113.0	-319.0	106.4	200.8	62.8	-9.0	-30.0	279.0	561.0	281.0	68.0	250.0
Sep-07	1269.0	34.0	-114.0	-307.0	100.6	205.3	76.1	5.0	-81.0	308.0	507.0	315.0	53.0	167.0
Oct-07	1311.0	29.0	-113.0	-302.0	113.6	142.6	64.8	6.0	-82.0	333.0	529.0	316.0	41.0	233.0
Nov-07	1233.0	36.0	-125.0	-265.0	101.9	180.8	57.3	3.0	-111.0	269.0	509.0	284.0	52.0	241.0
Dec-07	1128.0	36.0	-195.0	-261.0	76.4	179.3	37.3	-8.0	-121.0	297.0	517.0	239.0	47.0	284.0
Jan-08	888.0	40.0	-242.0	-279.0	64.2	121.1	25.7	-8.0	-125.0	229.0	533.0	202.0	51.0	276.0
Feb-08	715.0	37.0	-190.0	-308.0	38.4	49.1	26.5	-11.0	-140.0	146.0	539.0	181.0	56.0	291.0
Mar-08	411.0	40.0	-306.0	-328.0	25.6	-16.4	28.8	-8.0	-132.0	63.0	533.0	169.0	52.0	290.0
Apr-08	140.0	35.0	-358.0	-359.0	-13.4	-79.7	27.1	-22.0	-122.0	34.0	533.0	136.0	48.0	281.0
May-08	-232.0	40.0	-409.0	-371.0	-33.7	-161.3	22.0	-35.0	-131.0	-71.0	510.0	79.0	33.0	296.0
Jun-08	-542.0	40.0	-501.0	-407.0	-61.6	-168.8	0.4	-39.0	-151.0	-168.0	530.0	40.0	23.0	321.0
Jul-08	-628.0	43.0	-509.0	-448.0	-83.9	-206.3	-6.8	-53.0	-163.0	-192.0	546.0	37.0	25.0	383.0
Aug-08	-853.0	51.0	-497.0	-468.0	-102.7	-267.5	-17.8	-56.0	-153.0	-275.0	547.0	11.0	16.0	359.0
Sep-08	-1360.0	57.0	-533.0	-510.0	-114.8	-341.6	-74.6	-67.0	-157.0	-346.0	493.0	-74.0	21.0	287.0
Oct-08	-1813.0	53.0	-588.0	-598.0	-155.3	-390.9	-78.8	-74.0	-177.0	-450.0	479.0	-141.0	28.0	280.0
Nov-08	-2802.0	44.0	-702.0	-710.0	-192.3	-642.8	-129.9	-90.0	-206.0	-639.0	482.0	-238.0	-30.0	252.0
Dec-08	-3621.0	30.0	-778.0	-893.0	-239.9	-737.5	-145.6	-116.0	-225.0	-814.0	472.0	-285.0	-68.0	179.0
Jan-09	-4285.0	16.0	-899.0	-1169.0	-267.7	-775.4	-182.9	-140.0	-268.0	-911.0	480.0	-298.0	-91.0	221.0
Feb-09	-5042.0	1.0	-983.0	-1312.0	-307.4	-791.8	-204.8	-148.0	-313.0	-1070.0	430.0	-355.0	-122.0	134.0
Mar-09	-5769.0	-27.0	-1097.0	-1447.0	-342.4	-874.1	-240.5	-156.0	-357.0	-1179.0	397.0	-408.0	-158.0	120.0
Apr-09	-6118.0	-45.0	-1151.0	-1559.0	-362.5	-847.9	-297.6	-177.0	-396.0	-1293.0	355.0	-419.0	-170.0	245.0
May-09	-6419.0	-68.0	-1185.0	-1701.0	-378.0	-806.3	-312.7	-199.0	-420.0	-1324.0	368.0	-372.0	-165.0	144.0
Jun-09	-6795.0	-81.0	-1223.0	-1789.0	-391.2	-799.3	-307.5	-209.0	-429.0	-1414.0	333.0	-396.0	-156.0	67.0
Jul-09	-6907.0	-93.0	-1245.0	-1767.0	-393.6	-818.8	-324.6	-202.0	-433.0	-1355.0	327.0	-383.0	-153.0	-66.0
Aug-09	-6916.0	-115.0	-1277.0	-1737.0	-386.3	-775.6	-319.1	-204.0	-441.0	-1329.0	289.0	-381.0	-153.0	-87.0
Sep-09	-6609.0	-117.0	-1269.0	-1691.0	-394.2	-731.9	-289.9	-192.0	-408.0	-1260.0	303.0	-318.0	-159.0	-82.0
Oct-09	-6300.0	-122.0	-1250.0	-1608.0	-374.9	-725.4	-290.7	-184.0	-387.0	-1130.0	327.0	-344.0	-179.0	-32.0
Nov-09	-5568.0	-114.0	-1123.0	-1536.0	-350.3	-621.9	-253.8	-179.0	-341.0	-879.0	329.0	-305.0	-150.0	-44.0
Dec-09	-5076.0	-107.0	-1046.0	-1389.0	-324.6	-561.0	-225.4	-168.0	-314.0	-735.0	325.0	-328.0	-126.0	-77.0

# Nonfarm Jobs

## USA

(monthly)

Not Seasonally Adjusted  
12-Month Change, Thousands

TWU = Transporation, Warehousing and Utilities

	Total	Mining and Logging	Construction	Manufacturing	Whlse Trade	Retail Trade	TWU	Information	Finance	Professional and Business Services	Education and Health Services	Leisure and Hospitality	Other Services	Gov't
Jan-10	-4246.0	-94.0	-957.0	-1093.0	-311.5	-397.6	-227.9	-150.0	-277.0	-545.0	298.0	-292.0	-104.0	-95.0
Feb-10	-3568.0	-73.0	-912.0	-926.0	-271.0	-316.4	-207.6	-142.0	-235.0	-339.0	311.0	-257.0	-95.0	-105.0
Mar-10	-2591.0	-46.0	-737.0	-745.0	-228.0	-201.2	-165.8	-145.0	-208.0	-211.0	369.0	-170.0	-56.0	-47.0
Apr-10	-1659.0	-23.0	-589.0	-534.0	-182.0	-137.8	-114.2	-117.0	-153.0	4.0	389.0	-70.0	-29.0	-103.0
May-10	-825.0	3.0	-575.0	-333.0	-160.8	-130.1	-86.1	-94.0	-138.0	86.0	363.0	-109.0	-22.0	371.0
Jun-10	-534.0	16.0	-499.0	-183.0	-130.1	-123.4	-56.5	-96.0	-126.0	236.0	360.0	-64.0	-34.0	166.0
Jul-10	-275.0	31.0	-432.0	-93.0	-101.1	-72.2	-18.7	-75.0	-123.0	260.0	376.0	-57.0	-7.0	37.0
Aug-10	-95.0	48.0	-329.0	-76.0	-82.0	-67.0	-15.0	-57.0	-102.0	322.0	378.0	-2.0	8.0	-121.0
Sep-10	13.0	55.0	-292.0	-57.0	-62.0	-50.4	4.4	-69.0	-88.0	304.0	385.0	59.0	29.0	-205.0
Oct-10	398.0	74.0	-210.0	6.0	-33.4	48.6	19.8	-66.0	-72.0	335.0	400.0	75.0	84.0	-263.0
Nov-10	651.0	74.0	-177.0	55.0	-11.8	64.3	43.5	-54.0	-74.0	393.0	426.0	76.0	95.0	-259.0
Dec-10	872.0	72.0	-179.0	100.0	6.3	81.4	89.3	-49.0	-68.0	466.0	395.0	118.0	94.0	-254.0
Jan-11	874.0	71.0	-130.0	157.0	37.0	87.4	66.6	-47.0	-61.0	383.0	404.0	84.0	94.0	-272.0
Feb-11	1248.0	67.0	-16.0	192.0	63.9	82.2	91.9	-50.0	-55.0	441.0	430.0	170.0	117.0	-286.0
Mar-11	1315.0	76.0	-29.0	212.0	81.6	55.9	89.5	-36.0	-34.0	526.0	400.0	210.0	109.0	-346.0
Apr-11	1374.0	82.0	-36.0	209.0	87.7	133.4	93.9	-34.0	-35.0	512.0	439.0	220.0	99.0	-397.0
May-11	906.0	82.0	5.0	187.0	97.0	120.5	96.5	-30.0	-8.0	535.0	420.0	190.0	99.0	-888.0
Jun-11	1236.0	89.0	28.0	188.0	97.3	155.6	99.1	-17.0	-16.0	525.0	405.0	223.0	109.0	-650.0
Jul-11	1252.0	90.0	34.0	197.0	91.2	187.9	74.9	-35.0	-2.0	480.0	410.0	198.0	83.0	-557.0
Aug-11	1434.0	85.0	4.0	214.0	95.7	169.1	86.2	-80.0	-1.0	519.0	419.0	197.0	89.0	-363.0
Sep-11	1656.0	86.0	52.0	207.0	83.3	169.1	81.6	-42.0	-9.0	559.0	467.0	169.0	73.0	-240.0
Oct-11	1549.0	81.0	29.0	214.0	84.9	148.7	77.4	-52.0	-4.0	551.0	436.0	218.0	35.0	-270.0
Nov-11	1588.0	80.0	12.0	199.0	72.3	239.5	81.2	-53.0	12.0	519.0	416.0	242.0	39.0	-271.0

**Nonfarm Jobs**

**USA**

(monthly)

Not Seasonally Adjusted  
12-Month % Change

TWU = Transportation, Warehousing and Utilities

	Total	Mining and Logging	Construction	Manufacturing	Wholesale Trade	Retail Trade	TWU	Information	Finance	Professional and Business Services	Education and Health Services	Leisure and Hospitality	Other Services	Gov't
Jan-81	0.23%	9.76%	-5.79%	-3.40%	1.08%	0.06%	-1.80%	-0.85%	3.21%	3.05%	4.48%	0.92%	4.43%	1.00%
Feb-81	0.24%	9.71%	-5.92%	-3.22%	0.90%	0.18%	-1.48%	-0.72%	4.20%	2.96%	4.27%	1.00%	4.24%	0.84%
Mar-81	0.21%	10.34%	-3.46%	-3.03%	0.94%	0.17%	-1.27%	-0.63%	2.97%	2.76%	3.96%	0.94%	3.94%	0.08%
Apr-81	0.45%	-3.34%	-1.44%	-1.44%	1.64%	1.20%	-0.65%	0.17%	3.18%	3.10%	4.14%	1.80%	4.13%	-1.88%
May-81	0.97%	-3.27%	-2.13%	0.29%	1.97%	1.60%	-0.33%	0.89%	3.12%	3.29%	4.14%	2.12%	4.11%	-1.52%
Jun-81	1.51%	9.45%	-1.97%	1.61%	2.33%	1.94%	0.54%	1.65%	2.94%	3.58%	4.19%	2.44%	4.19%	-1.83%
Jul-81	1.99%	13.33%	-1.30%	2.95%	2.58%	2.18%	0.99%	2.31%	2.95%	3.67%	4.08%	2.58%	4.03%	-1.69%
Aug-81	1.68%	14.77%	-2.18%	1.93%	2.33%	2.09%	1.01%	3.00%	2.85%	3.49%	4.00%	2.60%	3.99%	-2.02%
Sep-81	1.48%	14.57%	-3.06%	1.53%	1.96%	1.84%	0.86%	2.81%	2.69%	3.39%	3.97%	2.38%	3.95%	-1.80%
Oct-81	1.01%	13.71%	-3.70%	0.33%	1.82%	1.54%	0.33%	1.31%	2.19%	3.26%	4.02%	2.09%	3.97%	-1.85%
Nov-81	0.45%	12.90%	-4.33%	-1.11%	1.54%	0.89%	0.15%	0.80%	1.93%	2.85%	3.71%	1.49%	3.65%	-1.83%
Dec-81	-0.12%	11.69%	-5.46%	-2.41%	1.03%	0.38%	-0.48%	0.04%	1.75%	2.38%	3.34%	0.96%	3.28%	-1.76%
Jan-82	-0.57%	9.69%	-7.43%	-3.29%	0.62%	0.23%	-1.06%	-0.60%	1.40%	2.13%	3.18%	0.76%	3.09%	-1.92%
Feb-82	-0.63%	9.12%	-5.70%	-3.48%	0.26%	0.14%	-1.37%	-0.81%	1.20%	1.98%	3.04%	0.71%	2.96%	-1.98%
Mar-82	-0.90%	7.97%	-7.14%	-4.29%	0.03%	0.10%	-1.75%	-1.23%	1.20%	1.77%	2.90%	0.63%	2.80%	-1.61%
Apr-82	-1.28%	20.26%	-7.84%	-5.56%	-0.63%	-0.17%	-2.25%	-1.94%	0.92%	1.33%	2.50%	0.32%	2.42%	-1.53%
May-82	-1.28%	15.75%	-5.80%	-6.18%	-0.73%	0.06%	-1.95%	-2.06%	0.79%	1.23%	2.42%	0.51%	2.34%	-1.19%
Jun-82	-1.77%	-0.83%	-6.34%	-7.16%	-1.21%	0.14%	-2.43%	-2.66%	0.90%	0.88%	2.21%	0.55%	2.12%	-1.03%
Jul-82	-2.23%	-5.27%	-6.55%	-7.90%	-1.53%	0.18%	-3.04%	-3.26%	0.74%	0.69%	2.11%	0.58%	2.04%	-1.97%
Aug-82	-2.37%	-8.31%	-6.57%	-8.31%	-1.81%	0.05%	-3.42%	-3.62%	0.63%	0.39%	1.86%	0.41%	1.80%	-1.28%
Sep-82	-2.45%	-10.65%	-6.35%	-8.68%	-2.14%	-0.10%	-3.55%	-3.90%	0.29%	0.18%	1.66%	0.29%	1.59%	-0.60%
Oct-82	-2.67%	-12.86%	-6.68%	-9.20%	-2.51%	-0.14%	-3.54%	-4.12%	0.66%	-0.13%	1.33%	0.20%	1.27%	-0.56%
Nov-82	-2.61%	-14.92%	-6.04%	-9.23%	-2.75%	0.04%	-3.73%	-4.27%	0.38%	-0.06%	1.41%	0.38%	1.35%	-0.50%
Dec-82	-2.36%	-16.29%	-5.67%	-8.52%	-2.87%	0.32%	-3.34%	-3.88%	0.79%	-0.03%	1.33%	0.61%	1.28%	-0.49%
Jan-83	-1.79%	-17.26%	-1.27%	-7.52%	-2.80%	0.91%	-3.54%	-3.78%	0.93%	0.09%	1.32%	1.13%	1.29%	-0.09%
Feb-83	-1.88%	-19.63%	-4.61%	-7.20%	-2.66%	0.78%	-3.57%	-3.69%	1.18%	0.08%	1.29%	1.03%	1.28%	0.01%
Mar-83	-1.53%	-20.44%	-4.57%	-6.47%	-2.65%	1.16%	-3.07%	-3.22%	1.28%	0.61%	1.88%	1.52%	1.86%	-0.12%
Apr-83	-0.90%	-20.13%	-3.47%	-5.06%	-2.05%	1.37%	-2.22%	-2.32%	1.74%	1.30%	2.48%	1.84%	2.43%	-0.16%
May-83	-0.51%	-18.53%	-3.26%	-3.93%	-1.64%	1.43%	-2.07%	-1.93%	1.90%	1.56%	2.68%	1.95%	2.66%	-0.04%
Jun-83	0.19%	-16.90%	-0.50%	-2.62%	-0.85%	1.96%	-1.57%	-1.20%	2.00%	2.19%	3.25%	2.48%	3.23%	-0.12%
Jul-83	1.04%	-14.21%	1.36%	-1.18%	-0.33%	2.56%	-0.91%	-0.43%	2.50%	2.72%	3.65%	3.08%	3.63%	0.58%
Aug-83	0.88%	-12.38%	3.05%	-0.15%	0.17%	2.81%	-0.83%	-25.35%	2.92%	3.14%	4.06%	3.52%	4.01%	0.43%
Sep-83	2.33%	-10.85%	4.36%	0.94%	1.16%	3.50%	0.93%	1.21%	3.29%	3.85%	4.61%	4.04%	4.56%	0.93%
Oct-83	2.94%	-7.61%	5.72%	2.93%	1.84%	4.04%	1.33%	1.95%	3.46%	4.22%	4.79%	4.50%	4.76%	0.34%
Nov-83	3.46%	-5.88%	6.47%	4.44%	2.56%	4.71%	1.30%	2.49%	3.69%	4.43%	4.83%	5.00%	4.83%	0.24%
Dec-83	3.88%	-4.29%	7.47%	5.18%	3.29%	4.97%	1.82%	2.90%	4.01%	4.84%	5.19%	5.29%	5.19%	0.23%
Jan-84	4.15%	-2.25%	7.80%	5.63%	4.08%	5.27%	3.73%	3.88%	3.98%	5.08%	5.28%	5.58%	5.27%	-0.11%
Feb-84	4.78%	0.20%	12.43%	6.24%	4.75%	5.70%	4.53%	4.42%	4.07%	5.59%	5.79%	6.05%	5.75%	0.15%
Mar-84	4.88%	1.33%	12.40%	6.63%	5.19%	5.66%	4.74%	4.61%	4.28%	5.52%	5.62%	5.96%	5.58%	0.12%
Apr-84	4.96%	2.16%	12.67%	6.48%	5.29%	5.69%	4.73%	4.53%	4.04%	5.49%	5.59%	6.00%	5.58%	0.52%
May-84	4.96%	3.28%	12.64%	6.09%	5.27%	5.59%	4.87%	4.54%	4.17%	5.64%	5.81%	5.94%	5.75%	0.58%
Jun-84	4.91%	3.83%	12.07%	5.90%	5.16%	5.67%	5.18%	4.58%	4.27%	5.45%	5.55%	5.96%	5.53%	0.53%
Jul-84	4.80%	3.39%	11.27%	5.58%	5.46%	5.49%	5.02%	4.42%	4.03%	5.17%	5.26%	5.71%	5.23%	0.86%
Aug-84	5.43%	3.58%	10.32%	5.32%	5.50%	5.41%	5.78%	40.08%	3.95%	5.06%	5.05%	5.46%	5.03%	1.20%
Sep-84	4.46%	3.49%	10.09%	4.22%	5.24%	5.12%	4.42%	3.71%	3.85%	5.05%	5.30%	5.45%	5.27%	1.49%
Oct-84	4.47%	1.19%	9.38%	3.67%	5.10%	5.41%	4.72%	3.75%	4.14%	5.20%	5.52%	5.72%	5.49%	1.94%
Nov-84	4.47%	0.50%	8.99%	3.06%	4.76%	5.98%	5.02%	3.59%	4.17%	5.24%	5.62%	6.23%	5.59%	2.10%
Dec-84	4.23%	-0.50%	9.50%	2.84%	4.53%	5.36%	5.02%	3.58%	4.19%	5.09%	5.49%	5.70%	5.45%	1.77%
Jan-85	4.02%	-1.20%	9.06%	2.29%	4.18%	4.94%	3.92%	3.05%	4.24%	5.19%	5.77%	5.42%	5.73%	2.01%
Feb-85	3.61%	-1.51%	6.10%	1.42%	3.58%	4.85%	3.65%	2.69%	4.22%	4.95%	5.59%	5.31%	5.53%	2.02%
Mar-85	3.66%	-1.71%	8.16%	0.77%	3.55%	5.25%	2.91%	1.91%	4.29%	5.03%	5.74%	5.61%	5.70%	2.23%
Apr-85	3.48%	-1.51%	8.15%	0.09%	3.24%	5.09%	2.90%	2.02%	4.54%	4.84%	5.59%	5.46%	5.54%	2.20%
May-85	3.42%	-2.58%	7.60%	-0.39%	3.10%	5.41%	2.64%	1.80%	4.60%	4.84%	5.63%	5.73%	5.63%	2.27%
Jun-85	3.12%	-3.98%	6.07%	-0.85%	2.86%	5.15%	2.22%	1.40%	4.61%	4.63%	5.47%	5.48%	5.46%	2.20%
Jul-85	2.97%	-4.92%	5.58%	-1.39%	2.33%	4.69%	2.27%	1.24%	4.73%	4.59%	5.15%	5.15%	5.47%	2.65%
Aug-85	2.93%	-5.76%	5.85%	-1.58%	2.26%	4.77%	1.51%	0.99%	4.88%	4.82%	5.86%	5.27%	5.84%	2.29%
Sep-85	2.78%	-6.36%	5.70%	-1.75%	1.93%	4.27%	1.88%	1.07%	4.98%	4.65%	5.66%	5.63%	5.63%	2.47%
Oct-85	2.72%	-5.69%	5.86%	-1.79%	1.82%	3.87%	1.85%	1.07%	5.01%	4.66%	5.68%	4.56%	5.63%	2.46%
Nov-85	2.58%	-6.02%	5.43%	-1.72%	1.65%	3.16%	1.97%	1.19%	5.19%	4.69%	5.74%	4.01%	5.69%	2.34%
Dec-85	2.65%	-5.81%	5.02%	-1.71%	1.42%	3.35%	1.92%	1.15%	5.29%	4.72%	5.74%	4.17%	5.72%	2.60%
Jan-86	2.47%	-5.98%	5.42%	-1.73%	1.03%	3.32%	1.86%	1.00%	5.17%	4.35%	5.30%	4.09%	5.26%	2.31%
Feb-86	2.44%	-7.57%	5.46%	-1.63%	1.00%	3.21%	1.48%	0.87%	5.35%	4.25%	5.15%	3.95%	5.15%	2.47%

**Nonfarm Jobs**

**USA**

(monthly)

Not Seasonally Adjusted  
12-Month % Change

TWU = Transporation, Warehousing and Utilities

	Total	Mining and Logging	Construction	Manufacturing	Whlse Trade	Retail Trade	TWU	Information	Finance	Professional and Business Services	Education and Health Services	Leisure and Hospitality	Other Services	Gov't
Mar-86	2.17%	-10.44%	4.03%	-1.76%	0.48%	2.88%	1.56%	1.17%	5.36%	4.03%	4.95%	3.68%	4.94%	2.18%
Apr-86	2.16%	-13.60%	4.15%	-1.53%	0.71%	2.79%	0.71%	0.78%	5.46%	5.02%	4.10%	3.58%	5.01%	2.06%
May-86	1.98%	-16.09%	3.01%	-1.53%	0.68%	2.70%	1.08%	0.66%	5.45%	3.86%	4.73%	3.44%	4.73%	1.91%
Jun-86	1.72%	-17.07%	2.68%	-1.65%	-0.08%	2.53%	0.78%	-2.97%	5.55%	3.80%	4.71%	3.34%	4.73%	1.64%
Jul-86	1.85%	-16.95%	2.74%	-1.62%	0.73%	2.88%	0.99%	0.57%	5.70%	3.94%	4.81%	3.61%	4.83%	0.82%
Aug-86	1.76%	-17.94%	2.51%	-1.55%	0.31%	2.91%	1.54%	-0.78%	5.60%	3.74%	4.52%	3.62%	4.55%	0.90%
Sep-86	1.87%	-18.43%	1.68%	-1.30%	0.17%	3.04%	1.22%	0.65%	5.49%	3.55%	4.30%	3.62%	4.33%	1.67%
Oct-86	1.92%	-18.19%	1.70%	-1.31%	-0.01%	3.11%	1.24%	0.28%	5.30%	3.54%	4.31%	3.71%	4.34%	2.00%
Nov-86	1.91%	-17.94%	1.58%	-1.21%	-0.06%	3.05%	1.65%	0.77%	5.04%	3.42%	4.12%	3.62%	4.16%	2.08%
Dec-86	1.95%	-18.19%	2.13%	-1.13%	0.03%	2.88%	1.67%	0.90%	5.13%	3.51%	4.22%	3.49%	4.25%	2.01%
Jan-87	1.99%	-19.09%	2.01%	-1.21%	0.35%	2.88%	1.53%	0.95%	5.15%	3.75%	4.54%	3.53%	4.56%	1.96%
Feb-87	2.12%	-17.59%	2.85%	-0.90%	0.66%	3.08%	1.84%	1.20%	4.89%	3.85%	4.60%	3.71%	4.61%	1.62%
Mar-87	2.27%	-14.86%	2.58%	-0.70%	0.94%	2.97%	2.20%	1.44%	4.84%	4.02%	4.75%	3.66%	4.77%	1.86%
Apr-87	2.42%	-11.36%	2.23%	-0.54%	1.01%	3.03%	2.67%	1.72%	4.83%	4.11%	4.80%	3.73%	4.80%	2.09%
May-87	2.47%	-7.65%	3.19%	-0.32%	0.97%	2.77%	2.47%	1.79%	4.68%	4.22%	4.93%	3.53%	4.92%	1.92%
Jun-87	2.77%	-5.97%	3.45%	0.01%	1.70%	2.94%	2.70%	5.63%	4.42%	4.35%	5.04%	3.66%	5.00%	2.06%
Jul-87	2.79%	-4.65%	3.30%	0.56%	1.05%	2.82%	2.37%	2.20%	4.21%	4.51%	5.24%	3.60%	5.20%	2.23%
Aug-87	2.84%	-2.24%	3.17%	0.80%	1.50%	2.49%	2.52%	3.91%	3.99%	4.60%	5.34%	3.34%	5.28%	2.12%
Sep-87	2.66%	0.00%	2.98%	1.07%	1.71%	2.26%	3.06%	2.63%	3.71%	4.47%	5.12%	3.13%	5.08%	1.35%
Oct-87	2.98%	1.02%	3.60%	1.43%	2.01%	2.77%	3.20%	3.20%	3.63%	4.60%	5.19%	3.52%	5.14%	1.80%
Nov-87	3.05%	1.53%	3.81%	1.79%	2.18%	2.94%	3.29%	3.03%	3.28%	4.58%	5.15%	3.62%	5.09%	1.75%
Dec-87	3.13%	2.08%	3.65%	1.92%	2.42%	2.93%	3.40%	3.07%	2.96%	4.69%	5.30%	3.64%	5.19%	1.93%
Jan-88	3.06%	2.93%	1.75%	1.90%	2.08%	3.12%	3.81%	3.15%	2.94%	4.67%	5.26%	3.87%	5.18%	1.83%
Feb-88	3.30%	3.09%	2.59%	1.86%	2.35%	3.63%	3.72%	3.22%	2.71%	4.96%	5.61%	4.32%	5.52%	2.06%
Mar-88	3.31%	2.15%	3.37%	1.89%	2.60%	3.38%	3.74%	3.24%	2.50%	4.91%	5.54%	4.11%	5.43%	2.26%
Apr-88	3.17%	2.00%	3.57%	1.97%	2.72%	3.07%	3.34%	3.06%	2.04%	4.80%	5.46%	3.84%	5.34%	2.01%
May-88	3.14%	1.18%	2.83%	1.97%	2.96%	3.17%	3.44%	3.08%	1.79%	4.65%	5.29%	3.84%	5.17%	2.20%
Jun-88	3.37%	0.91%	3.47%	2.14%	3.30%	3.22%	3.32%	3.26%	1.77%	5.10%	5.83%	3.99%	5.70%	2.31%
Jul-88	3.26%	0.26%	3.50%	1.93%	3.34%	3.25%	3.40%	3.19%	1.53%	5.02%	5.75%	4.01%	5.61%	1.94%
Aug-88	3.18%	-0.64%	3.17%	1.52%	3.30%	3.38%	3.15%	2.97%	1.36%	4.98%	5.77%	4.09%	5.63%	2.11%
Sep-88	3.25%	-2.65%	3.28%	1.25%	3.33%	3.19%	2.80%	2.79%	1.27%	5.14%	6.03%	4.00%	5.87%	2.96%
Oct-88	3.00%	-3.14%	2.15%	1.35%	3.27%	2.70%	2.92%	2.86%	1.12%	5.10%	6.03%	3.64%	5.87%	2.31%
Nov-88	3.13%	-3.90%	2.27%	1.29%	3.30%	2.74%	3.30%	3.06%	1.31%	5.32%	6.26%	3.74%	6.09%	2.58%
Dec-88	3.11%	-4.08%	1.82%	1.21%	3.32%	2.83%	3.96%	3.33%	1.27%	5.40%	6.34%	3.85%	6.18%	2.23%
Jan-89	3.28%	-4.40%	4.00%	1.53%	3.97%	3.31%	2.72%	2.89%	0.97%	5.29%	6.18%	4.11%	6.04%	2.30%
Feb-89	3.12%	-4.82%	2.51%	1.27%	3.89%	2.81%	3.19%	2.96%	1.12%	5.26%	6.18%	3.77%	6.02%	2.43%
Mar-89	3.00%	-3.94%	1.12%	1.16%	3.93%	3.04%	2.48%	2.63%	1.01%	5.23%	6.20%	3.93%	6.04%	2.15%
Apr-89	2.89%	-3.53%	1.26%	0.97%	3.41%	2.74%	2.54%	2.66%	0.90%	5.14%	6.10%	3.69%	5.95%	2.22%
May-89	2.79%	-3.12%	1.35%	0.83%	3.09%	2.62%	2.54%	2.56%	0.97%	4.94%	5.87%	3.54%	5.72%	2.31%
Jun-89	2.57%	-3.98%	0.77%	0.52%	2.58%	2.37%	2.34%	2.35%	0.94%	4.71%	5.63%	3.30%	5.49%	2.31%
Jul-89	2.40%	-4.99%	0.92%	0.35%	2.29%	2.14%	2.29%	2.20%	0.88%	4.41%	5.28%	3.04%	5.14%	2.37%
Aug-89	2.32%	-1.53%	1.20%	0.47%	2.21%	2.11%	2.57%	-3.58%	1.00%	4.37%	5.16%	2.92%	5.03%	2.50%
Sep-89	2.24%	-0.52%	1.07%	0.09%	1.72%	1.89%	2.59%	0.23%	1.04%	4.25%	5.08%	2.81%	4.97%	2.27%
Oct-89	2.06%	-0.65%	1.53%	-0.35%	1.42%	1.82%	2.67%	0.15%	0.88%	4.04%	4.84%	2.70%	4.72%	2.04%
Nov-89	2.00%	0.39%	1.65%	-0.66%	1.28%	1.98%	2.76%	0.08%	0.92%	4.06%	4.88%	2.83%	4.76%	1.73%
Dec-89	1.80%	0.80%	0.50%	-0.81%	0.85%	1.38%	2.86%	2.16%	0.80%	3.80%	4.59%	2.29%	4.47%	1.91%
Jan-90	1.73%	1.36%	1.70%	-1.62%	0.48%	3.05%	3.08%	2.58%	0.97%	3.61%	4.68%	-0.83%	4.99%	2.13%
Feb-90	1.78%	1.92%	3.09%	-1.10%	-0.16%	1.66%	2.61%	2.26%	0.93%	3.56%	5.03%	0.51%	4.68%	2.11%
Mar-90	1.79%	1.78%	2.53%	-1.26%	-0.65%	0.77%	3.17%	2.22%	0.86%	3.70%	4.50%	1.90%	4.39%	2.69%
Apr-90	1.63%	2.17%	0.60%	-1.30%	-0.50%	0.50%	2.73%	1.83%	0.86%	3.51%	3.64%	2.63%	3.62%	3.01%
May-90	1.82%	2.55%	0.67%	-1.38%	-0.39%	0.10%	2.87%	1.63%	0.89%	3.22%	3.34%	4.10%	4.12%	3.96%
Jun-90	1.74%	4.14%	0.44%	-1.33%	-0.11%	-0.23%	2.83%	1.62%	0.94%	3.44%	1.48%	6.39%	3.83%	3.50%
Jul-90	1.59%	5.52%	-0.66%	-1.33%	-0.19%	-0.13%	2.35%	2.42%	0.83%	3.17%	0.77%	6.69%	4.33%	3.26%
Aug-90	1.41%	1.43%	-1.59%	-1.48%	-0.33%	-0.51%	1.78%	8.27%	0.89%	3.11%	0.80%	6.98%	3.46%	2.45%
Sep-90	1.21%	1.30%	-1.97%	-1.53%	-0.18%	-0.33%	2.18%	2.67%	0.77%	4.60%	2.92%	2.28%	2.28%	2.43%
Oct-90	0.94%	0.92%	-3.71%	-1.68%	-0.34%	0.29%	1.89%	2.51%	0.72%	2.07%	4.46%	0.81%	2.37%	2.40%
Nov-90	0.50%	0.13%	-5.14%	-2.59%	-0.52%	0.72%	1.46%	2.55%	0.47%	1.18%	4.99%	-1.44%	2.18%	2.40%
Dec-90	0.28%	0.26%	-5.12%	-2.77%	-0.56%	1.00%	1.57%	0.22%	0.37%	0.31%	5.11%	-2.51%	2.20%	2.30%
Jan-91	-0.14%	-0.40%	-8.93%	-2.63%	-1.24%	-1.41%	0.97%	0.98%	0.37%	-0.06%	5.23%	-0.03%	1.27%	1.77%
Feb-91	-0.63%	-0.27%	-9.77%	-3.80%	-1.28%	-1.71%	0.25%	0.60%	-0.43%	-1.05%	5.07%	-0.41%	0.74%	1.66%
Mar-91	-0.96%	-0.67%	-10.10%	-4.07%	-1.36%	-1.96%	-0.18%	0.37%	0.02%	-1.73%	5.06%	-0.66%	0.17%	1.03%
Apr-91	-1.19%	-1.73%	-9.82%	-4.21%	-1.52%	-2.50%	-0.29%	0.15%	-0.43%	-1.85%	5.15%	-0.66%	-0.09%	0.60%

**Nonfarm Jobs**

**USA**

(monthly)

Not Seasonally Adjusted  
12-Month % Change

TWU = Transportation, Warehousing and Utilities

	Total	Mining and Logging	Construction	Manufacturing	Wholesale Trade	Retail Trade	TWU	Information	Finance	Professional and Business Services	Education and Health Services	Leisure and Hospitality	Other Services	Gov't
May-91	-1.38%	-2.88%	-9.63%	-4.01%	-1.53%	-2.50%	-0.57%	-0.26%	-0.71%	-1.95%	4.83%	-0.12%	-0.44%	-0.39%
Jun-91	-1.45%	-3.47%	-9.65%	-4.12%	-1.82%	-2.45%	-0.88%	-0.44%	-2.08%	-2.08%	4.62%	-0.21%	-0.49%	-0.05%
Jul-91	-1.41%	-3.70%	-9.44%	-3.90%	-1.76%	-2.44%	-0.37%	-0.78%	-1.24%	-1.99%	4.72%	-0.70%	-0.62%	0.20%
Aug-91	-1.22%	-3.84%	-9.10%	-3.53%	-1.88%	-2.19%	-0.18%	-0.92%	-1.39%	-1.64%	4.67%	-0.64%	-0.63%	0.62%
Sep-91	-1.11%	-4.89%	-8.68%	-3.42%	-1.72%	-2.21%	-0.58%	-0.86%	-1.51%	-1.17%	4.62%	-0.36%	-0.56%	0.59%
Oct-91	-0.95%	-5.31%	-8.18%	-3.29%	-1.63%	-2.27%	-0.77%	-1.04%	-1.48%	-0.69%	4.54%	0.07%	-0.75%	0.80%
Nov-91	-0.91%	-6.00%	-8.77%	-2.71%	-1.58%	-2.31%	-0.68%	-1.26%	-1.38%	-0.53%	4.38%	-0.24%	-0.87%	0.78%
Dec-91	-0.81%	-6.57%	-8.08%	-2.76%	-1.59%	-2.06%	-1.38%	-1.37%	-1.26%	-0.07%	4.25%	-0.09%	-1.17%	0.93%
Jan-92	-0.67%	-6.98%	-6.51%	-2.80%	-1.32%	-2.14%	-1.14%	-2.12%	-1.51%	0.02%	3.95%	0.62%	-1.11%	1.10%
Feb-92	-0.41%	-7.67%	-6.85%	-2.19%	-1.17%	-1.24%	-0.74%	-1.94%	-1.36%	0.51%	3.74%	0.78%	-1.39%	1.02%
Mar-92	-0.20%	-7.44%	-5.66%	-1.91%	-1.00%	-1.08%	-0.52%	-1.75%	-1.42%	1.21%	3.52%	0.72%	-1.32%	1.20%
Apr-92	0.22%	-7.30%	-4.63%	-1.50%	-1.04%	-0.40%	-0.29%	-1.87%	-0.92%	1.94%	3.55%	1.66%	-0.78%	1.33%
May-92	0.33%	-7.00%	-3.92%	-1.42%	-1.18%	-0.31%	-0.37%	-1.64%	-0.64%	2.52%	3.37%	1.96%	-0.56%	1.23%
Jun-92	0.34%	-7.71%	-3.99%	-1.27%	-1.29%	-0.27%	-0.01%	-1.60%	-0.35%	2.60%	3.36%	1.75%	-0.56%	1.08%
Jul-92	0.51%	-7.28%	-3.64%	-1.11%	-1.60%	-0.34%	-0.34%	-1.45%	-0.18%	2.78%	3.62%	2.37%	0.00%	1.35%
Aug-92	0.48%	-7.46%	-3.06%	-1.57%	-1.68%	-0.47%	-0.51%	-1.45%	0.03%	2.83%	3.27%	2.39%	0.02%	1.71%
Sep-92	0.54%	-7.17%	-2.99%	-1.54%	-1.92%	-0.31%	0.02%	-1.20%	0.44%	2.83%	3.01%	2.57%	0.19%	1.58%
Oct-92	0.74%	-6.02%	-1.74%	-1.55%	-1.73%	0.04%	0.13%	-0.79%	0.99%	3.40%	2.92%	2.99%	0.64%	1.28%
Nov-92	0.95%	-5.13%	-0.44%	-1.20%	-1.69%	-0.02%	0.08%	-0.23%	0.83%	3.76%	2.94%	2.83%	0.99%	1.50%
Dec-92	1.05%	-4.78%	-0.39%	-0.89%	-1.85%	0.15%	0.46%	-0.08%	1.14%	4.11%	2.94%	2.66%	1.44%	1.25%
Jan-93	1.28%	-4.18%	-0.05%	-0.25%	-1.53%	0.47%	1.32%	0.61%	1.37%	4.33%	2.85%	2.37%	2.04%	1.06%
Feb-93	1.61%	-4.66%	2.44%	-0.04%	-1.54%	0.92%	1.45%	0.61%	1.69%	4.63%	2.97%	2.86%	2.90%	1.13%
Mar-93	1.52%	-4.24%	0.02%	1.32%	-1.58%	0.85%	1.36%	0.38%	1.89%	4.60%	3.00%	2.34%	3.18%	1.02%
Apr-93	1.66%	-4.23%	2.07%	-0.29%	-1.20%	0.86%	1.35%	0.76%	2.09%	4.65%	3.19%	3.34%	3.16%	1.04%
May-93	1.79%	-3.62%	3.28%	-0.37%	-0.78%	0.97%	1.77%	0.91%	2.25%	4.55%	3.53%	3.21%	2.98%	1.11%
Jun-93	1.88%	-3.60%	3.69%	-0.49%	-0.67%	1.17%	1.97%	1.02%	2.43%	4.55%	3.53%	3.26%	3.31%	1.18%
Jul-93	2.03%	-3.43%	4.44%	-0.52%	-0.02%	1.59%	2.29%	1.13%	2.86%	4.82%	3.61%	3.29%	2.90%	0.99%
Aug-93	2.08%	-3.60%	4.47%	-0.31%	0.04%	1.85%	1.99%	1.47%	2.92%	4.81%	3.77%	3.35%	2.78%	0.73%
Sep-93	2.25%	-2.04%	4.79%	-0.14%	0.52%	2.07%	1.90%	1.33%	3.09%	4.89%	3.82%	3.29%	2.43%	1.24%
Oct-93	2.30%	-2.47%	5.19%	0.14%	0.61%	2.21%	2.06%	1.17%	3.21%	5.10%	3.68%	3.16%	1.99%	1.20%
Nov-93	2.39%	-2.63%	5.96%	0.20%	0.92%	2.36%	2.40%	1.20%	3.48%	5.34%	3.81%	3.19%	1.89%	0.93%
Dec-93	2.53%	-0.74%	6.21%	0.26%	1.36%	2.56%	2.07%	1.35%	3.52%	5.15%	3.82%	3.76%	1.66%	1.25%
Jan-94	2.51%	-1.05%	6.31%	0.37%	1.60%	2.36%	1.96%	1.59%	3.49%	4.78%	3.84%	4.01%	1.22%	1.32%
Feb-94	2.47%	-0.61%	4.87%	0.43%	1.98%	2.46%	2.43%	1.96%	3.64%	4.77%	3.80%	3.64%	0.68%	1.29%
Mar-94	2.96%	-1.22%	7.35%	0.71%	2.43%	3.14%	2.92%	2.38%	3.81%	5.17%	4.11%	4.74%	0.88%	1.48%
Apr-94	3.00%	-1.37%	7.99%	1.02%	2.61%	3.30%	1.90%	2.42%	3.55%	5.52%	4.08%	4.03%	0.95%	1.51%
May-94	3.02%	-1.95%	6.91%	1.19%	2.68%	3.35%	3.00%	2.45%	3.10%	5.51%	4.06%	3.79%	1.22%	1.62%
Jun-94	3.19%	-0.60%	7.00%	1.60%	3.03%	3.50%	2.92%	2.47%	2.92%	5.92%	4.12%	4.06%	1.27%	1.55%
Jul-94	3.15%	-1.04%	6.78%	1.58%	2.93%	3.67%	2.87%	2.54%	2.47%	6.25%	4.04%	3.94%	1.44%	1.19%
Aug-94	3.33%	0.00%	6.44%	1.96%	3.53%	3.85%	3.24%	2.87%	2.16%	6.42%	4.09%	3.69%	1.91%	1.55%
Sep-94	3.36%	-0.45%	6.87%	1.96%	3.64%	4.08%	3.27%	2.89%	1.57%	6.58%	4.19%	3.45%	2.55%	1.57%
Oct-94	3.31%	-1.04%	6.01%	2.12%	3.80%	4.18%	3.25%	3.22%	1.05%	6.35%	4.22%	3.19%	2.94%	1.58%
Nov-94	3.54%	-0.90%	6.46%	2.27%	3.93%	4.75%	3.35%	3.42%	0.53%	6.72%	4.24%	3.43%	3.12%	1.96%
Dec-94	3.44%	-3.13%	6.17%	2.41%	4.07%	4.55%	4.20%	3.59%	0.06%	6.69%	4.28%	3.38%	3.31%	1.44%
Jan-95	3.45%	-2.89%	6.40%	2.46%	4.28%	4.73%	3.70%	3.09%	-0.34%	6.91%	4.18%	3.87%	3.67%	1.27%
Feb-95	3.51%	-2.92%	5.88%	2.47%	4.55%	4.34%	3.31%	3.93%	-0.75%	7.15%	4.52%	4.23%	4.00%	1.41%
Mar-95	3.28%	-2.47%	5.54%	2.25%	4.47%	3.74%	3.08%	4.06%	-0.89%	6.72%	4.40%	4.16%	3.93%	1.24%
Apr-95	3.03%	-2.62%	3.91%	2.09%	4.22%	3.71%	4.11%	4.16%	-1.21%	5.88%	4.15%	3.73%	3.68%	1.17%
May-95	2.75%	-2.60%	2.60%	1.78%	3.93%	3.48%	2.50%	4.04%	-1.08%	5.68%	4.00%	3.98%	3.56%	0.79%
Jun-95	2.67%	-2.71%	2.93%	1.40%	3.92%	3.32%	2.29%	3.91%	-1.12%	5.42%	3.80%	4.27%	3.39%	0.85%
Jul-95	2.44%	-2.69%	2.60%	1.09%	3.75%	2.91%	1.78%	4.19%	-0.96%	4.87%	3.36%	4.30%	3.22%	0.72%
Aug-95	2.39%	-2.69%	2.67%	0.88%	3.24%	2.65%	2.22%	3.66%	-0.79%	5.10%	3.40%	4.21%	3.35%	0.66%
Sep-95	2.24%	-3.14%	2.66%	0.69%	2.94%	2.30%	1.85%	4.08%	-0.47%	5.09%	3.42%	4.05%	2.69%	0.52%
Oct-95	2.21%	-2.41%	3.18%	0.37%	2.67%	2.04%	2.54%	3.84%	-0.07%	4.88%	3.42%	4.12%	2.43%	0.63%
Nov-95	1.87%	-3.03%	2.47%	0.05%	2.38%	1.77%	2.49%	3.70%	0.28%	4.36%	3.33%	3.51%	2.43%	0.06%
Dec-95	1.84%	-2.46%	2.44%	0.12%	2.27%	1.44%	1.33%	3.36%	0.51%	4.33%	3.25%	3.20%	2.65%	0.49%
Jan-96	1.54%	-2.82%	2.49%	-0.29%	1.81%	1.11%	1.54%	3.68%	0.87%	3.79%	2.88%	2.49%	2.22%	0.25%
Feb-96	1.77%	-1.58%	4.81%	-0.16%	1.46%	1.11%	1.58%	2.82%	1.30%	4.38%	2.95%	2.63%	2.40%	0.41%
Mar-96	1.80%	-1.43%	4.30%	-0.37%	1.33%	1.54%	1.60%	2.88%	1.31%	4.36%	2.95%	2.68%	2.41%	0.53%
Apr-96	1.79%	-0.95%	4.41%	-0.40%	1.29%	1.15%	1.67%	2.72%	1.64%	4.51%	2.98%	2.70%	2.58%	0.41%
May-96	2.12%	-0.47%	5.26%	-0.14%	1.47%	1.72%	2.01%	3.04%	2.06%	4.92%	3.02%	2.96%	2.69%	0.72%
Jun-96	2.06%	-0.31%	5.14%	-0.11%	1.29%	1.68%	2.15%	3.41%	2.24%	4.98%	2.94%	2.60%	2.69%	0.45%

**Nonfarm Jobs**

**USA**

(monthly)

Not Seasonally Adjusted  
12-Month % Change

TWU = Transportation, Warehousing and Utilities

	Total	Mining and Logging	Construction	Manufacturing	Wholesale Trade	Retail Trade	TWU	Information	Finance	Professional and Business Services	Education and Health Services	Leisure and Hospitality	Other Services	Gov't
Jul-96	2.25%	-0.15%	5.40%	0.02%	1.36%	1.86%	2.65%	3.46%	2.46%	5.27%	3.19%	2.59%	2.71%	0.56%
Aug-96	2.27%	0.15%	5.31%	0.16%	1.58%	1.86%	2.08%	3.84%	2.54%	5.21%	2.60%	2.63%	2.63%	0.75%
Sep-96	2.11%	-0.31%	5.06%	0.04%	1.74%	1.87%	1.75%	3.68%	2.53%	4.95%	2.77%	2.03%	2.73%	0.68%
Oct-96	2.19%	-0.31%	5.07%	0.25%	2.06%	2.30%	0.88%	3.63%	2.59%	4.71%	2.99%	2.66%	2.81%	0.47%
Nov-96	2.37%	0.78%	5.61%	0.38%	2.13%	2.40%	0.59%	3.78%	2.60%	5.24%	2.99%	2.72%	2.67%	0.83%
Dec-96	2.35%	0.79%	6.23%	0.33%	2.13%	2.52%	0.49%	3.91%	2.67%	5.33%	2.88%	2.83%	2.53%	0.56%
Jan-97	2.54%	1.94%	6.62%	0.59%	2.20%	2.15%	1.51%	4.31%	2.75%	5.85%	3.22%	2.81%	2.81%	0.67%
Feb-97	2.45%	1.93%	6.41%	0.54%	2.46%	2.13%	1.58%	4.61%	2.66%	5.61%	2.96%	2.85%	2.63%	0.49%
Mar-97	2.50%	1.77%	6.12%	0.91%	2.59%	2.12%	1.59%	4.83%	2.74%	5.98%	2.90%	2.54%	2.63%	0.37%
Apr-97	2.60%	2.24%	5.49%	0.88%	2.63%	2.23%	1.64%	5.03%	2.99%	6.50%	3.02%	2.45%	2.77%	0.43%
May-97	2.53%	2.53%	5.29%	0.85%	2.57%	1.77%	1.59%	5.18%	2.88%	6.62%	3.00%	2.44%	2.77%	0.37%
Jun-97	2.50%	2.48%	4.59%	0.94%	2.47%	1.64%	1.52%	5.30%	2.73%	6.59%	2.89%	2.27%	2.62%	0.63%
Jul-97	2.56%	2.77%	4.51%	1.00%	2.74%	1.55%	1.30%	5.07%	2.89%	6.77%	2.98%	2.09%	2.92%	0.72%
Aug-97	2.37%	2.45%	4.38%	1.10%	2.69%	1.59%	-1.77%	4.98%	3.00%	6.30%	2.92%	1.93%	2.74%	0.63%
Sep-97	2.57%	3.56%	4.34%	1.16%	2.54%	1.45%	2.29%	4.66%	3.01%	6.59%	2.99%	2.21%	3.00%	0.60%
Oct-97	2.71%	3.57%	4.26%	1.33%	2.61%	1.43%	2.61%	4.92%	3.38%	7.12%	2.94%	1.87%	3.11%	0.97%
Nov-97	2.64%	2.79%	4.12%	1.65%	2.62%	1.44%	2.50%	4.64%	3.45%	6.84%	2.80%	1.79%	3.09%	0.76%
Dec-97	2.77%	2.97%	4.70%	1.76%	2.70%	1.47%	2.61%	4.93%	3.61%	6.94%	2.89%	1.72%	3.27%	1.01%
Jan-98	2.82%	2.06%	5.96%	1.91%	3.02%	1.61%	2.22%	4.83%	3.74%	6.85%	2.70%	1.65%	3.43%	0.90%
Feb-98	2.73%	1.58%	5.36%	1.82%	2.86%	1.57%	2.42%	4.77%	3.84%	6.39%	2.68%	1.60%	3.39%	0.95%
Mar-98	2.57%	1.42%	4.20%	1.74%	2.77%	1.33%	2.40%	4.38%	4.01%	6.04%	2.61%	1.47%	3.45%	0.92%
Apr-98	2.61%	0.31%	5.43%	1.69%	2.71%	1.44%	2.27%	4.39%	3.99%	5.73%	2.52%	1.72%	3.24%	0.98%
May-98	2.59%	-0.46%	4.99%	1.45%	2.61%	1.62%	2.50%	4.40%	3.96%	5.73%	2.52%	1.67%	3.24%	1.22%
Jun-98	2.59%	-0.91%	5.63%	1.28%	2.46%	1.60%	2.47%	4.00%	4.18%	5.66%	2.55%	1.64%	3.36%	1.07%
Jul-98	2.54%	-1.95%	5.85%	0.30%	2.09%	1.72%	2.75%	4.34%	4.21%	5.38%	2.61%	2.05%	3.10%	1.38%
Aug-98	2.69%	-2.09%	5.98%	0.50%	2.07%	1.56%	6.48%	3.94%	4.01%	5.62%	2.32%	1.97%	3.07%	1.55%
Sep-98	2.51%	-3.14%	5.57%	0.47%	2.05%	1.68%	2.72%	4.23%	4.04%	5.10%	2.45%	2.22%	2.93%	1.59%
Oct-98	2.39%	-3.59%	6.10%	-0.07%	1.69%	1.46%	2.64%	4.27%	3.95%	5.27%	2.54%	2.18%	2.92%	1.32%
Nov-98	2.39%	-4.22%	6.60%	-0.54%	1.72%	1.41%	2.74%	4.41%	3.86%	5.23%	2.59%	2.40%	2.92%	1.55%
Dec-98	2.41%	-4.86%	7.52%	-0.78%	1.84%	1.39%	3.08%	4.51%	3.70%	5.20%	2.56%	2.66%	2.68%	1.59%
Jan-99	2.30%	-6.51%	6.64%	-1.07%	1.35%	1.73%	2.85%	4.71%	3.75%	5.09%	2.48%	2.63%	2.58%	1.60%
Feb-99	2.46%	-7.47%	7.76%	-1.32%	1.62%	2.28%	2.72%	5.09%	3.52%	5.15%	2.69%	2.79%	2.64%	1.79%
Mar-99	2.45%	-7.63%	7.85%	-1.51%	1.49%	2.45%	2.73%	5.05%	3.16%	5.14%	2.75%	2.77%	2.44%	1.88%
Apr-99	2.51%	-8.11%	7.37%	-1.64%	1.47%	2.61%	2.88%	5.15%	3.02%	5.36%	2.79%	2.88%	2.39%	2.11%
May-99	2.33%	-8.51%	6.87%	-1.65%	1.36%	2.46%	2.63%	5.84%	2.80%	5.14%	2.62%	2.50%	2.17%	1.78%
Jun-99	2.37%	-8.40%	6.62%	-1.77%	1.41%	2.48%	2.80%	6.14%	2.65%	5.19%	2.49%	2.82%	2.23%	1.94%
Jul-99	2.55%	-7.63%	6.28%	-0.58%	1.69%	2.56%	2.69%	6.25%	2.38%	5.45%	2.23%	2.66%	2.02%	2.12%
Aug-99	2.40%	-7.33%	5.67%	-1.57%	1.80%	2.56%	2.40%	6.84%	2.23%	5.38%	2.43%	2.63%	2.01%	2.17%
Sep-99	2.36%	-7.10%	5.97%	-1.69%	1.90%	2.48%	2.52%	7.21%	1.93%	5.40%	2.30%	2.49%	1.99%	2.17%
Oct-99	2.47%	-6.21%	5.55%	-1.36%	1.96%	2.65%	2.43%	7.36%	1.61%	5.61%	2.13%	3.16%	2.02%	2.21%
Nov-99	2.51%	-5.67%	5.96%	-1.06%	2.07%	2.58%	2.56%	7.46%	1.50%	5.62%	2.18%	3.08%	2.07%	2.04%
Dec-99	2.49%	-5.58%	5.08%	-1.01%	2.00%	2.76%	2.79%	7.41%	1.35%	5.62%	2.09%	2.88%	2.13%	2.19%
Jan-00	2.63%	-3.98%	6.94%	-0.84%	2.07%	2.84%	2.69%	7.50%	0.94%	5.47%	2.10%	3.13%	2.13%	2.48%
Feb-00	2.36%	-2.69%	5.22%	-0.65%	1.69%	2.41%	2.60%	7.19%	0.99%	5.14%	1.87%	2.65%	2.03%	2.21%
Mar-00	2.65%	-2.70%	6.87%	-0.39%	1.89%	2.53%	2.59%	7.66%	0.79%	5.34%	1.90%	3.02%	2.06%	2.75%
Apr-00	2.51%	-1.19%	4.53%	-0.24%	1.54%	2.68%	2.45%	7.56%	0.49%	5.15%	1.72%	2.93%	1.84%	2.87%
May-00	2.56%	0.68%	3.78%	-0.31%	1.23%	2.14%	2.09%	6.67%	0.37%	4.75%	1.96%	2.72%	1.67%	4.47%
Jun-00	2.38%	1.00%	3.47%	0.05%	1.25%	2.07%	2.02%	6.87%	0.19%	4.78%	2.02%	3.00%	1.52%	2.98%
Jul-00	2.12%	1.16%	2.95%	0.09%	0.67%	1.77%	2.01%	6.58%	-0.13%	4.22%	1.81%	3.14%	1.24%	2.61%
Aug-00	2.09%	1.15%	2.91%	0.01%	0.28%	1.88%	2.34%	3.81%	0.00%	4.36%	2.17%	3.07%	1.38%	2.46%
Sep-00	1.99%	2.33%	2.66%	-0.32%	-0.15%	1.84%	1.66%	5.69%	0.43%	4.60%	2.42%	2.80%	1.55%	1.73%
Oct-00	1.68%	2.48%	2.63%	-0.36%	-0.27%	1.63%	1.64%	5.10%	0.60%	3.66%	2.28%	2.00%	1.37%	1.40%
Nov-00	1.61%	2.00%	1.81%	-0.53%	-0.67%	1.76%	1.66%	4.98%	0.73%	3.40%	2.35%	2.30%	1.21%	1.34%
Dec-00	1.45%	1.52%	1.62%	-0.57%	-1.13%	1.36%	1.46%	5.06%	0.87%	2.69%	2.61%	2.32%	1.15%	1.27%
Jan-01	1.30%	2.25%	1.14%	-1.08%	-1.58%	1.09%	1.38%	4.46%	1.05%	2.48%	2.71%	2.46%	1.12%	1.28%
Feb-01	1.29%	1.90%	1.80%	-1.51%	-1.95%	1.18%	0.96%	4.02%	1.30%	2.15%	3.01%	2.52%	0.88%	1.57%
Mar-01	0.89%	2.95%	0.94%	-2.13%	-2.53%	0.89%	0.99%	3.54%	1.68%	1.39%	3.10%	1.84%	0.80%	1.04%
Apr-01	0.43%	2.41%	0.68%	-2.90%	-2.60%	-0.29%	0.56%	2.11%	1.71%	0.16%	3.25%	1.67%	1.18%	0.92%
May-01	0.24%	1.85%	1.23%	-3.57%	-2.59%	0.08%	0.64%	1.33%	1.87%	0.07%	3.56%	1.97%	1.61%	-0.52%
Jun-01	0.14%	2.15%	0.91%	-4.53%	-2.94%	0.05%	-0.01%	0.00%	1.86%	-0.75%	3.59%	1.59%	1.78%	1.03%
Jul-01	-0.07%	1.31%	0.63%	-5.34%	-2.91%	-0.51%	-0.16%	-1.09%	1.63%	-1.37%	3.77%	1.77%	1.99%	1.52%
Aug-01	-0.13%	1.47%	0.37%	-5.95%	-2.89%	-0.55%	-0.64%	0.42%	1.82%	-1.94%	3.94%	1.50%	2.17%	2.05%

**Nonfarm Jobs**

**USA**

(monthly)

Not Seasonally Adjusted  
12-Month % Change

TWU = Transportation, Warehousing and Utilities

	Total	Mining and Logging	Construction	Manufacturing	Wholesale Trade	Retail Trade	TWU	Information	Finance	Professional and Business Services	Education and Health Services	Leisure and Hospitality	Other Services	Gov't
Sep-01	-0.44%	0.16%	0.23%	-6.32%	-2.85%	-0.73%	-1.66%	-2.59%	1.56%	-2.72%	3.78%	0.85%	2.25%	2.47%
Oct-01	-0.70%	-0.81%	-0.26%	-7.19%	-3.05%	-1.03%	-2.58%	-3.17%	1.55%	-3.53%	4.00%	1.14%	2.14%	2.55%
Nov-01	-1.12%	-0.82%	-0.48%	-8.01%	-3.30%	-1.27%	-3.90%	-3.96%	1.53%	-4.55%	3.94%	0.41%	2.37%	2.54%
Dec-01	-1.36%	-0.83%	-0.07%	-8.59%	-3.26%	-1.96%	-4.91%	-4.95%	1.20%	-4.59%	3.92%	0.00%	2.62%	2.59%
Jan-02	-1.40%	-1.18%	-0.48%	-8.93%	-2.97%	-1.98%	-4.55%	-5.82%	1.09%	-4.76%	3.93%	0.50%	2.74%	2.63%
Feb-02	-1.55%	-1.86%	-0.91%	-8.97%	-2.95%	-2.04%	-4.28%	-6.64%	0.71%	-4.81%	3.87%	-0.19%	3.04%	2.37%
Mar-02	-1.53%	-3.37%	-1.56%	-8.86%	-2.75%	-1.75%	-4.52%	-7.14%	0.41%	-4.46%	3.75%	-0.20%	3.10%	2.33%
Apr-02	-1.39%	-3.36%	-1.87%	-8.41%	-2.59%	-1.15%	-4.11%	-6.85%	0.39%	-3.70%	3.75%	-0.95%	2.84%	2.15%
May-02	-1.34%	-3.96%	-2.20%	-7.88%	-2.36%	-1.30%	-3.93%	-6.80%	0.26%	-3.42%	3.47%	-1.21%	2.46%	2.40%
Jun-02	-1.33%	-5.01%	-2.15%	-7.32%	-2.05%	-1.41%	-3.45%	-6.54%	0.14%	-3.21%	3.79%	-1.73%	2.22%	1.94%
Jul-02	-1.31%	-5.32%	-2.36%	-6.83%	-1.85%	-1.01%	-3.31%	-6.57%	0.34%	-3.19%	3.73%	-1.73%	1.71%	1.58%
Aug-02	-1.19%	-5.14%	-1.93%	-6.49%	-1.91%	-1.37%	-3.10%	-6.34%	0.13%	-2.67%	3.49%	-1.40%	1.67%	1.73%
Sep-02	-1.00%	-1.66%	-1.66%	-6.13%	-1.64%	-1.46%	-2.47%	-6.65%	0.40%	-2.26%	3.29%	-0.61%	1.71%	1.47%
Oct-02	-0.64%	-4.56%	-1.71%	-5.71%	-1.47%	-1.25%	-1.59%	-5.89%	0.67%	-1.53%	3.23%	0.57%	1.68%	1.41%
Nov-02	-0.41%	-3.96%	-1.05%	-5.29%	-1.38%	-1.24%	-0.73%	-5.81%	0.63%	-1.02%	3.23%	1.15%	1.70%	1.31%
Dec-02	-0.43%	-3.52%	-1.27%	-5.12%	-1.06%	-0.87%	-0.47%	-6.51%	0.93%	-1.28%	2.99%	1.22%	1.16%	1.15%
Jan-03	-0.28%	-4.44%	-1.10%	-4.72%	-1.10%	-0.84%	-0.26%	-6.69%	1.05%	-0.81%	2.97%	1.61%	1.04%	1.14%
Feb-03	-0.32%	-3.45%	-1.81%	-4.80%	-0.76%	-0.91%	-0.36%	-6.85%	1.35%	-2.77%	1.35%	1.39%	0.83%	0.99%
Mar-03	-0.40%	-3.14%	-1.51%	-4.69%	-0.64%	-1.09%	-0.57%	-6.79%	1.50%	-0.92%	2.69%	1.26%	0.67%	0.83%
Apr-03	-0.35%	-3.47%	-0.44%	-5.07%	-0.51%	-1.00%	-1.01%	-6.57%	1.86%	-0.83%	2.84%	1.36%	0.62%	0.70%
May-03	-0.35%	-2.23%	0.27%	-5.08%	-0.59%	-0.90%	-1.18%	-6.50%	1.21%	-0.53%	2.79%	1.27%	0.59%	0.18%
Jun-03	-0.39%	-1.02%	0.39%	-5.23%	-0.84%	-0.96%	-1.57%	-6.38%	2.01%	-0.35%	2.29%	1.64%	0.68%	0.21%
Jul-03	-0.32%	-0.85%	0.64%	-5.51%	-0.98%	-1.01%	-2.11%	-6.03%	2.14%	0.32%	2.04%	1.91%	0.76%	0.39%
Aug-03	-0.34%	-1.18%	0.87%	-5.27%	-0.97%	-0.56%	-2.17%	-6.17%	2.08%	0.07%	1.98%	1.83%	0.61%	0.03%
Sep-03	-0.23%	-0.85%	1.15%	-5.10%	-1.03%	-0.29%	-1.26%	-5.44%	1.94%	0.57%	1.97%	1.58%	0.37%	-0.17%
Oct-03	-0.14%	-4.82%	1.41%	-4.82%	-0.96%	-0.16%	-1.28%	-5.96%	1.51%	0.80%	2.25%	1.37%	0.26%	-0.03%
Nov-03	-0.10%	-0.17%	1.37%	-4.46%	-0.61%	-0.45%	-1.21%	-5.42%	1.27%	1.19%	2.07%	1.60%	-0.02%	-0.17%
Dec-03	0.07%	-0.17%	1.75%	-4.12%	-0.54%	-0.46%	-1.22%	-4.15%	1.01%	1.70%	2.21%	1.84%	0.06%	-0.20%
Jan-04	0.09%	0.00%	2.19%	-3.89%	-0.15%	0.02%	-0.57%	-3.82%	0.84%	1.32%	2.08%	1.66%	0.09%	-0.46%
Feb-04	0.25%	0.36%	2.70%	-3.42%	-0.19%	0.28%	-0.52%	-2.92%	0.76%	1.23%	1.97%	2.06%	-0.04%	-0.36%
Mar-04	0.67%	2.52%	3.67%	-2.96%	0.07%	0.84%	0.20%	-2.74%	0.71%	1.88%	2.14%	2.62%	0.39%	-0.11%
Apr-04	1.03%	3.96%	3.73%	-2.03%	0.56%	0.93%	0.49%	-2.41%	0.57%	2.81%	2.16%	3.10%	0.43%	0.04%
May-04	1.14%	3.87%	3.62%	-1.50%	0.68%	1.09%	0.75%	-1.72%	0.49%	2.82%	2.13%	3.16%	0.50%	0.01%
Jun-04	1.23%	3.09%	3.50%	-1.10%	0.95%	1.29%	1.41%	-1.34%	0.68%	2.90%	2.11%	3.00%	0.53%	-0.20%
Jul-04	1.38%	4.12%	3.74%	-0.43%	1.23%	1.28%	1.95%	-1.35%	0.31%	2.99%	2.38%	2.76%	0.33%	-0.06%
Aug-04	1.35%	4.11%	3.53%	-0.26%	1.50%	1.05%	1.73%	-1.79%	0.33%	2.86%	2.35%	2.47%	0.22%	0.25%
Sep-04	1.39%	4.65%	3.34%	-0.24%	1.72%	0.88%	1.81%	-2.06%	0.69%	2.54%	2.23%	2.73%	-0.06%	0.79%
Oct-04	1.53%	3.42%	4.25%	-0.06%	1.74%	0.96%	1.74%	-1.69%	0.74%	3.09%	2.25%	2.81%	-0.20%	0.69%
Nov-04	1.60%	3.79%	4.37%	-0.06%	1.83%	1.38%	1.66%	-1.96%	0.86%	2.96%	2.30%	2.68%	-0.17%	0.88%
Dec-04	1.56%	4.70%	4.21%	0.01%	1.91%	1.30%	1.91%	-2.34%	1.17%	3.12%	2.31%	2.45%	-0.11%	0.62%
Jan-05	1.56%	5.72%	3.90%	-0.20%	1.47%	1.28%	2.06%	-2.34%	1.30%	3.02%	2.39%	2.59%	-0.21%	0.86%
Feb-05	1.72%	6.06%	4.80%	-0.03%	1.65%	1.49%	2.22%	-2.59%	1.37%	3.43%	2.32%	2.64%	-0.22%	0.93%
Mar-05	1.55%	5.61%	4.38%	-0.14%	1.73%	1.22%	1.98%	-2.24%	1.22%	3.41%	2.16%	2.38%	-0.59%	0.70%
Apr-05	1.61%	5.54%	5.16%	-0.45%	1.55%	1.39%	2.42%	-1.99%	1.11%	3.09%	2.16%	2.88%	-0.44%	0.69%
May-05	1.52%	5.25%	4.96%	-0.64%	1.75%	1.38%	2.34%	-2.26%	0.90%	2.74%	2.31%	2.51%	-0.61%	0.80%
Jun-05	1.69%	5.83%	5.28%	-0.77%	1.91%	1.44%	2.01%	-2.50%	1.07%	3.26%	2.61%	2.77%	-0.33%	0.81%
Jul-05	1.77%	5.12%	4.94%	-0.84%	1.86%	1.83%	2.03%	-2.35%	1.51%	3.14%	2.53%	2.94%	-0.22%	1.06%
Aug-05	1.95%	5.59%	5.38%	-0.98%	1.91%	1.95%	2.16%	-1.51%	1.67%	3.56%	2.74%	3.16%	-0.20%	1.12%
Sep-05	1.87%	6.25%	5.46%	-1.05%	1.77%	1.53%	1.96%	-0.94%	1.58%	3.87%	2.95%	2.45%	-0.11%	0.98%
Oct-05	1.66%	7.62%	5.39%	-0.95%	1.85%	1.28%	2.00%	-1.39%	2.08%	3.30%	2.45%	2.10%	-0.24%	0.73%
Nov-05	1.89%	7.96%	6.18%	-0.79%	2.04%	1.39%	2.35%	-1.07%	2.30%	3.94%	2.59%	2.28%	-0.19%	0.73%
Dec-05	1.91%	8.15%	5.89%	-0.59%	2.00%	1.47%	2.06%	-0.84%	2.07%	4.15%	2.49%	2.21%	0.13%	0.79%
Jan-06	1.99%	8.12%	7.48%	-0.35%	2.44%	1.29%	2.12%	-0.62%	2.23%	4.02%	2.61%	2.28%	0.47%	0.46%
Feb-06	2.05%	8.24%	7.75%	-0.45%	2.46%	1.04%	1.99%	-0.13%	2.43%	3.92%	2.90%	2.36%	0.58%	0.66%
Mar-06	2.14%	8.64%	7.30%	-0.42%	2.54%	1.30%	1.82%	-0.26%	2.72%	4.14%	2.92%	2.50%	0.71%	0.73%
Apr-06	1.90%	9.67%	6.02%	-0.22%	2.47%	0.68%	1.86%	-0.65%	2.86%	3.66%	2.74%	1.96%	0.63%	0.70%
May-06	1.88%	9.49%	5.69%	-0.41%	2.53%	0.39%	1.93%	-0.75%	2.84%	4.07%	2.67%	1.98%	0.94%	0.64%
Jun-06	1.75%	9.61%	4.90%	-0.15%	2.43%	0.21%	1.96%	-0.71%	2.38%	3.90%	2.42%	1.68%	0.68%	0.72%
Jul-06	1.68%	10.20%	4.72%	-0.25%	2.41%	-0.01%	2.01%	-1.07%	2.19%	3.76%	2.30%	2.04%	0.51%	0.62%
Aug-06	1.64%	9.81%	4.43%	-0.29%	2.39%	-0.08%	1.94%	-0.94%	1.95%	3.62%	1.98%	1.98%	0.61%	0.70%
Sep-06	1.67%	8.98%	4.02%	-0.29%	2.47%	0.06%	2.12%	-1.24%	2.07%	3.17%	2.54%	2.15%	0.93%	0.98%
Oct-06	1.64%	9.08%	3.00%	-0.77%	2.30%	0.24%	2.20%	-1.02%	1.56%	3.15%	2.59%	2.68%	1.34%	1.09%

**Nonfarm Jobs**

**USA**

(monthly)

Not Seasonally Adjusted  
12-Month % Change

TWU = Transportation, Warehousing and Utilities

	Total	Mining and Logging	Construction	Manufacturing	Wholesale Trade	Retail Trade	TWU	Information	Finance	Professional and Business Services	Education and Health Services	Leisure and Hospitality	Other Services	Gov't
Nov-06	1.50%	7.99%	1.59%	-1.11%	2.22%	0.45%	2.31%	-1.05%	1.35%	3.00%	2.56%	2.89%	1.19%	1.00%
Dec-06	1.57%	8.00%	2.15%	-1.29%	2.52%	0.28%	2.87%	-0.59%	1.37%	3.00%	2.67%	3.14%	1.08%	1.03%
Jan-07	1.50%	7.98%	1.57%	-1.38%	2.16%	0.63%	2.21%	-0.82%	0.94%	3.21%	2.55%	2.95%	0.73%	1.14%
Feb-07	1.31%	7.76%	-0.62%	-1.55%	2.15%	0.76%	1.98%	-0.56%	0.64%	3.02%	2.42%	2.83%	0.86%	1.13%
Mar-07	1.23%	7.19%	0.22%	-1.80%	1.91%	0.99%	2.06%	-0.79%	0.25%	2.58%	2.45%	2.47%	1.04%	1.09%
Apr-07	1.15%	6.13%	-0.52%	-2.10%	1.95%	1.02%	1.79%	-0.33%	-0.26%	2.53%	2.60%	2.31%	1.18%	1.13%
May-07	1.24%	5.73%	-0.59%	-2.02%	1.88%	1.37%	1.56%	0.07%	-0.19%	2.39%	2.68%	2.73%	1.17%	1.25%
Jun-07	1.24%	5.46%	-0.24%	-2.20%	2.06%	1.17%	1.53%	0.07%	-0.11%	1.97%	2.99%	2.74%	1.25%	1.38%
Jul-07	1.08%	5.56%	-0.70%	-2.08%	2.00%	1.23%	1.29%	0.07%	-0.05%	1.79%	3.09%	2.19%	1.33%	0.89%
Aug-07	1.01%	5.67%	-1.40%	-2.24%	1.79%	1.31%	1.26%	-0.30%	-0.36%	1.56%	3.21%	2.04%	1.24%	1.20%
Sep-07	0.93%	4.83%	-1.43%	-2.16%	1.69%	1.35%	1.50%	0.17%	-0.97%	1.73%	2.84%	2.36%	0.98%	0.76%
Oct-07	0.95%	4.09%	-1.43%	-2.14%	1.91%	0.93%	1.27%	0.20%	-0.98%	1.86%	2.92%	2.41%	0.75%	1.04%
Nov-07	0.89%	5.12%	-1.61%	-1.88%	1.71%	1.14%	1.12%	0.10%	-1.33%	1.51%	2.79%	2.19%	0.96%	1.07%
Dec-07	0.82%	5.13%	-2.57%	-1.86%	1.28%	1.12%	0.73%	-0.26%	-1.45%	1.67%	2.84%	1.84%	0.86%	1.26%
Jan-08	0.66%	5.80%	-3.32%	-2.01%	1.08%	0.79%	0.51%	-0.27%	-1.51%	1.31%	2.97%	1.59%	0.95%	1.26%
Feb-08	0.53%	5.33%	-2.65%	-2.22%	0.65%	0.32%	0.53%	-0.36%	-1.69%	0.83%	2.96%	1.42%	1.03%	1.30%
Mar-08	0.30%	5.71%	-4.16%	-2.36%	0.43%	-0.11%	0.57%	-0.26%	-1.59%	0.36%	2.91%	1.30%	0.95%	1.29%
Apr-08	0.10%	4.93%	-4.76%	-2.59%	-0.22%	-0.52%	0.54%	-0.73%	-1.47%	0.19%	2.90%	1.03%	0.87%	1.25%
May-08	-0.17%	5.56%	-5.29%	-2.67%	-0.56%	-1.04%	0.43%	-1.15%	-1.58%	-0.40%	2.78%	0.58%	0.60%	1.31%
Jun-08	-0.39%	5.45%	-6.32%	-2.91%	-1.02%	-1.09%	0.01%	-1.28%	-1.80%	-0.93%	2.92%	0.29%	0.41%	1.45%
Jul-08	-0.46%	5.80%	-6.40%	-3.22%	-1.38%	-1.33%	-0.13%	-1.74%	-1.33%	-1.06%	3.03%	0.26%	0.45%	1.83%
Aug-08	-0.62%	6.85%	-6.27%	-3.36%	-1.70%	-1.72%	-0.35%	-1.85%	-1.83%	-1.52%	3.03%	0.08%	0.29%	1.70%
Sep-08	-0.99%	7.72%	-6.80%	-3.67%	-1.90%	-2.21%	-1.45%	-2.22%	-1.90%	-1.91%	2.68%	-0.54%	0.38%	1.30%
Oct-08	-1.31%	7.18%	-7.54%	-4.33%	-2.57%	-2.52%	-1.53%	-2.45%	-2.14%	-2.47%	2.57%	-1.05%	0.51%	1.24%
Nov-08	-2.01%	5.95%	-9.18%	-5.15%	-3.18%	-4.02%	-2.52%	-2.97%	-2.50%	-3.52%	2.57%	-1.79%	-0.55%	1.11%
Dec-08	-2.61%	4.07%	-10.53%	-6.48%	-3.96%	-4.56%	-2.82%	-3.82%	-2.73%	-4.49%	2.52%	-2.73%	-1.24%	0.79%
Jan-09	-3.15%	2.19%	-12.75%	-8.58%	-4.47%	-5.02%	-3.61%	-4.67%	-3.28%	-5.15%	2.60%	-2.31%	-1.67%	0.99%
Feb-09	-3.70%	0.14%	-14.08%	-9.66%	-5.15%	-5.20%	-4.05%	-4.91%	-3.83%	-6.05%	2.29%	-2.74%	-2.23%	0.59%
Mar-09	-4.21%	-3.64%	-15.57%	-10.67%	-5.72%	-5.72%	-4.74%	-5.17%	-4.37%	-6.65%	2.11%	-3.10%	-2.86%	0.53%
Apr-09	-4.45%	-6.04%	-16.08%	-11.53%	-6.07%	-5.56%	-5.85%	-5.88%	-4.85%	-7.23%	1.88%	-3.13%	-3.07%	1.07%
May-09	-4.65%	-8.95%	-16.18%	-12.57%	-6.31%	-5.27%	-6.11%	-6.61%	-5.13%	-7.41%	1.95%	-2.71%	-2.97%	0.63%
Jun-09	-4.92%	-10.47%	-16.47%	-13.17%	-6.52%	-5.21%	-6.02%	-6.93%	-5.21%	-7.88%	1.78%	-2.82%	-2.79%	0.30%
Jul-09	-5.05%	-11.86%	-16.72%	-13.12%	-6.58%	-5.35%	-6.42%	-6.75%	-5.26%	-7.58%	1.76%	-2.71%	-2.74%	-0.31%
Aug-09	-5.06%	-14.45%	-17.18%	-12.91%	-6.50%	-5.08%	-6.33%	-6.85%	-5.38%	-7.44%	1.55%	-2.71%	-2.75%	-0.41%
Sep-09	-4.84%	-14.72%	-17.37%	-12.64%	-6.66%	-4.85%	-5.71%	-6.50%	-5.03%	-7.10%	1.61%	-2.34%	-2.89%	-0.37%
Oct-09	-4.60%	-15.42%	-17.34%	-12.17%	-6.36%	-4.79%	-5.73%	-6.25%	-4.79%	-6.37%	1.71%	-2.59%	-3.25%	-0.14%
Nov-09	-4.09%	-14.56%	-16.17%	-11.74%	-5.98%	-4.05%	-5.04%	-6.08%	-4.25%	-5.02%	1.71%	-2.34%	-2.75%	-0.19%
Dec-09	-3.75%	-13.93%	-15.82%	-10.78%	-5.58%	-3.64%	-4.49%	-5.75%	-3.92%	-4.25%	1.69%	-2.53%	-2.32%	-0.34%
Jan-10	-3.23%	-12.60%	-15.55%	-8.78%	-5.45%	-2.71%	-4.66%	-5.24%	-3.51%	-3.25%	1.57%	-2.32%	-1.94%	-0.42%
Feb-10	-2.72%	-9.97%	-15.20%	-7.55%	-4.79%	-2.19%	-4.28%	-4.95%	-2.99%	-2.04%	1.62%	-2.04%	-1.77%	-0.46%
Mar-10	-1.98%	-6.44%	-12.39%	-6.15%	-4.04%	-1.40%	-3.43%	-5.07%	-2.66%	-1.27%	1.92%	-1.33%	-1.04%	-0.20%
Apr-10	-1.26%	-3.29%	-9.80%	-4.47%	-3.24%	-0.96%	-2.38%	-4.13%	-1.97%	0.02%	2.02%	-0.54%	-0.54%	-0.45%
May-10	-0.63%	0.43%	-9.37%	-2.82%	-2.87%	-0.90%	-1.79%	-3.34%	-1.78%	0.52%	1.89%	-0.82%	-0.41%	1.61%
Jun-10	-0.41%	2.31%	-1.55%	-2.32%	-0.85%	-1.18%	-1.18%	-3.42%	-1.62%	1.43%	1.90%	-0.47%	-0.62%	0.74%
Jul-10	-0.21%	4.49%	-6.96%	-0.79%	-1.81%	-0.50%	-0.40%	-2.69%	-1.58%	1.57%	1.99%	-0.41%	-0.13%	0.17%
Aug-10	-0.07%	7.05%	-5.34%	-0.65%	-1.47%	-0.46%	-0.32%	-2.05%	-1.31%	1.95%	2.00%	-0.01%	0.15%	-0.57%
Sep-10	0.01%	8.11%	-4.84%	-0.49%	-1.12%	-0.35%	0.09%	-2.50%	-1.14%	1.84%	2.01%	0.45%	0.54%	-0.92%
Oct-10	0.30%	11.06%	-3.52%	0.05%	-0.60%	0.34%	0.41%	-2.39%	-0.94%	2.02%	2.05%	0.58%	1.58%	-1.15%
Nov-10	0.50%	11.06%	-3.04%	0.48%	-0.21%	0.44%	0.91%	-1.95%	-0.96%	2.36%	2.18%	0.60%	1.79%	-1.13%
Dec-10	0.67%	10.89%	-3.22%	0.87%	0.11%	0.55%	1.86%	-1.78%	-0.88%	2.81%	2.02%	0.93%	1.77%	-1.11%
Jan-11	0.69%	10.89%	-2.50%	1.38%	0.68%	0.61%	1.43%	-1.73%	-0.80%	2.36%	2.10%	0.68%	1.79%	-1.22%
Feb-11	0.98%	10.17%	-0.31%	1.69%	1.19%	0.58%	1.98%	-1.84%	-0.72%	2.71%	1.98%	1.38%	2.22%	-1.26%
Mar-11	1.02%	11.38%	-0.56%	1.87%	1.51%	0.39%	1.92%	-1.33%	-0.45%	3.22%	2.04%	1.67%	2.06%	-1.51%
Apr-11	1.06%	12.11%	-0.66%	1.83%	1.62%	0.94%	2.01%	-1.25%	-0.46%	3.08%	2.23%	1.70%	1.85%	-1.73%
May-11	0.69%	11.80%	0.09%	1.63%	1.78%	0.84%	2.05%	3.22%	-1.10%	3.22%	2.15%	1.44%	1.84%	-3.80%
Jun-11	0.94%	12.55%	0.49%	1.62%	1.78%	1.08%	2.09%	-0.63%	-0.21%	3.13%	2.09%	1.64%	2.02%	-2.86%
Jul-11	0.97%	12.47%	0.59%	1.70%	1.66%	1.30%	1.59%	-1.29%	-0.03%	2.86%	2.13%	1.45%	1.53%	-2.61%
Aug-11	1.11%	11.66%	0.07%	1.84%	1.75%	1.17%	1.83%	-2.94%	-0.01%	3.08%	2.17%	1.44%	1.64%	-1.71%
Sep-11	1.27%	11.73%	0.91%	1.78%	1.52%	1.18%	1.70%	-1.56%	-0.12%	3.33%	2.39%	1.27%	1.36%	-1.09%
Oct-11	1.18%	10.90%	0.50%	1.84%	1.55%	1.03%	1.61%	-1.93%	-0.05%	3.25%	2.19%	1.67%	0.65%	-1.19%
Nov-11	1.21%	10.77%	0.21%	1.71%	1.31%	1.62%	1.68%	-1.96%	0.16%	3.05%	2.08%	1.89%	0.72%	-1.19%

**Nonfarm Jobs**

**Florida**

(monthly)

Not Seasonally Adjusted  
Thousands

TWU = Transportation, Warehousing and Utilities

	Total	Mining and Logging	Construction	Manufacturing	Wholesale Trade	Retail Trade	TWU	Information	Finance	Professional and Business Services	Education and Health Services	Leisure and Hospitality	Other Services	Gov't
Jan-80	3,515.7	NA	NA	NA	NA	NA	NA	NA	NA	NA	NA	NA	NA	NA
Feb-80	3,563.1	NA	NA	NA	NA	NA	NA	NA	NA	NA	NA	NA	NA	NA
Mar-80	3,590.0	NA	NA	NA	NA	NA	NA	NA	NA	NA	NA	NA	NA	NA
Apr-80	3,574.9	NA	NA	NA	NA	NA	NA	NA	NA	NA	NA	NA	NA	NA
May-80	3,567.3	NA	NA	NA	NA	NA	NA	NA	NA	NA	NA	NA	NA	NA
Jun-80	3,564.7	NA	NA	NA	NA	NA	NA	NA	NA	NA	NA	NA	NA	NA
Jul-80	3,513.4	NA	NA	NA	NA	NA	NA	NA	NA	NA	NA	NA	NA	NA
Aug-80	3,524.1	NA	NA	NA	NA	NA	NA	NA	NA	NA	NA	NA	NA	NA
Sep-80	3,560.9	NA	NA	NA	NA	NA	NA	NA	NA	NA	NA	NA	NA	NA
Oct-80	3,604.6	NA	NA	NA	NA	NA	NA	NA	NA	NA	NA	NA	NA	NA
Nov-80	3,639.5	NA	NA	NA	NA	NA	NA	NA	NA	NA	NA	NA	NA	NA
Dec-80	3,695.6	NA	NA	NA	NA	NA	NA	NA	NA	NA	NA	NA	NA	NA
Jan-81	3,676.5	NA	NA	NA	NA	NA	NA	NA	NA	NA	NA	NA	NA	NA
Feb-81	3,719.4	NA	NA	NA	NA	NA	NA	NA	NA	NA	NA	NA	NA	NA
Mar-81	3,757.1	NA	NA	NA	NA	NA	NA	NA	NA	NA	NA	NA	NA	NA
Apr-81	3,760.9	NA	NA	NA	NA	NA	NA	NA	NA	NA	NA	NA	NA	NA
May-81	3,754.2	NA	NA	NA	NA	NA	NA	NA	NA	NA	NA	NA	NA	NA
Jun-81	3,758.9	NA	NA	NA	NA	NA	NA	NA	NA	NA	NA	NA	NA	NA
Jul-81	3,687.9	NA	NA	NA	NA	NA	NA	NA	NA	NA	NA	NA	NA	NA
Aug-81	3,674.1	NA	NA	NA	NA	NA	NA	NA	NA	NA	NA	NA	NA	NA
Sep-81	3,725.7	NA	NA	NA	NA	NA	NA	NA	NA	NA	NA	NA	NA	NA
Oct-81	3,746.5	NA	NA	NA	NA	NA	NA	NA	NA	NA	NA	NA	NA	NA
Nov-81	3,765.2	NA	NA	NA	NA	NA	NA	NA	NA	NA	NA	NA	NA	NA
Dec-81	3,805.0	NA	NA	NA	NA	NA	NA	NA	NA	NA	NA	NA	NA	NA
Jan-82	3,771.9	NA	NA	NA	NA	NA	NA	NA	NA	NA	NA	NA	NA	NA
Feb-82	3,789.3	NA	NA	NA	NA	NA	NA	NA	NA	NA	NA	NA	NA	NA
Mar-82	3,819.1	NA	NA	NA	NA	NA	NA	NA	NA	NA	NA	NA	NA	NA
Apr-82	3,801.9	NA	NA	NA	NA	NA	NA	NA	NA	NA	NA	NA	NA	NA
May-82	3,776.9	NA	NA	NA	NA	NA	NA	NA	NA	NA	NA	NA	NA	NA
Jun-82	3,763.0	NA	NA	NA	NA	NA	NA	NA	NA	NA	NA	NA	NA	NA
Jul-82	3,691.4	NA	NA	NA	NA	NA	NA	NA	NA	NA	NA	NA	NA	NA
Aug-82	3,688.3	NA	NA	NA	NA	NA	NA	NA	NA	NA	NA	NA	NA	NA
Sep-82	3,713.8	NA	NA	NA	NA	NA	NA	NA	NA	NA	NA	NA	NA	NA
Oct-82	3,738.6	NA	NA	NA	NA	NA	NA	NA	NA	NA	NA	NA	NA	NA
Nov-82	3,768.9	NA	NA	NA	NA	NA	NA	NA	NA	NA	NA	NA	NA	NA
Dec-82	3,819.4	NA	NA	NA	NA	NA	NA	NA	NA	NA	NA	NA	NA	NA
Jan-83	3,788.6	NA	NA	NA	NA	NA	NA	NA	NA	NA	NA	NA	NA	NA
Feb-83	3,816.1	NA	NA	NA	NA	NA	NA	NA	NA	NA	NA	NA	NA	NA
Mar-83	3,856.2	NA	NA	NA	NA	NA	NA	NA	NA	NA	NA	NA	NA	NA
Apr-83	3,881.3	NA	NA	NA	NA	NA	NA	NA	NA	NA	NA	NA	NA	NA
May-83	3,882.9	NA	NA	NA	NA	NA	NA	NA	NA	NA	NA	NA	NA	NA
Jun-83	3,894.6	NA	NA	NA	NA	NA	NA	NA	NA	NA	NA	NA	NA	NA
Jul-83	3,855.6	NA	NA	NA	NA	NA	NA	NA	NA	NA	NA	NA	NA	NA
Aug-83	3,852.3	NA	NA	NA	NA	NA	NA	NA	NA	NA	NA	NA	NA	NA
Sep-83	3,939.3	NA	NA	NA	NA	NA	NA	NA	NA	NA	NA	NA	NA	NA
Oct-83	3,978.5	NA	NA	NA	NA	NA	NA	NA	NA	NA	NA	NA	NA	NA
Nov-83	4,029.3	NA	NA	NA	NA	NA	NA	NA	NA	NA	NA	NA	NA	NA
Dec-83	4,090.2	NA	NA	NA	NA	NA	NA	NA	NA	NA	NA	NA	NA	NA
Jan-84	4,091.8	NA	NA	NA	NA	NA	NA	NA	NA	NA	NA	NA	NA	NA
Feb-84	4,125.3	NA	NA	NA	NA	NA	NA	NA	NA	NA	NA	NA	NA	NA
Mar-84	4,185.1	NA	NA	NA	NA	NA	NA	NA	NA	NA	NA	NA	NA	NA
Apr-84	4,185.8	NA	NA	NA	NA	NA	NA	NA	NA	NA	NA	NA	NA	NA
May-84	4,196.7	NA	NA	NA	NA	NA	NA	NA	NA	NA	NA	NA	NA	NA
Jun-84	4,208.6	NA	NA	NA	NA	NA	NA	NA	NA	NA	NA	NA	NA	NA
Jul-84	4,146.8	NA	NA	NA	NA	NA	NA	NA	NA	NA	NA	NA	NA	NA
Aug-84	4,156.0	NA	NA	NA	NA	NA	NA	NA	NA	NA	NA	NA	NA	NA
Sep-84	4,223.9	NA	NA	NA	NA	NA	NA	NA	NA	NA	NA	NA	NA	NA
Oct-84	4,253.5	NA	NA	NA	NA	NA	NA	NA	NA	NA	NA	NA	NA	NA
Nov-84	4,312.8	NA	NA	NA	NA	NA	NA	NA	NA	NA	NA	NA	NA	NA

**Nonfarm Jobs**

**Florida**

(monthly)

Not Seasonally Adjusted  
Thousands

TWU = Transportation, Warehousing and Utilities

	Total	Mining and Logging	Construction	Manufacturing	Wholesale Trade	Retail Trade	TWU	Information	Finance	Professional and Business Services	Education and Health Services	Leisure and Hospitality	Other Services	Gov't
Dec-84	4,364.2	NA	NA	NA	NA	NA	NA	NA	NA	NA	NA	NA	NA	NA
Jan-85	4,336.6	NA	NA	NA	NA	NA	NA	NA	NA	NA	NA	NA	NA	NA
Feb-85	4,365.7	NA	NA	NA	NA	NA	NA	NA	NA	NA	NA	NA	NA	NA
Mar-85	4,415.4	NA	NA	NA	NA	NA	NA	NA	NA	NA	NA	NA	NA	NA
Apr-85	4,409.0	NA	NA	NA	NA	NA	NA	NA	NA	NA	NA	NA	NA	NA
May-85	4,415.5	NA	NA	NA	NA	NA	NA	NA	NA	NA	NA	NA	NA	NA
Jun-85	4,410.6	NA	NA	NA	NA	NA	NA	NA	NA	NA	NA	NA	NA	NA
Jul-85	4,337.5	NA	NA	NA	NA	NA	NA	NA	NA	NA	NA	NA	NA	NA
Aug-85	4,350.6	NA	NA	NA	NA	NA	NA	NA	NA	NA	NA	NA	NA	NA
Sep-85	4,400.0	NA	NA	NA	NA	NA	NA	NA	NA	NA	NA	NA	NA	NA
Oct-85	4,441.5	NA	NA	NA	NA	NA	NA	NA	NA	NA	NA	NA	NA	NA
Nov-85	4,495.3	NA	NA	NA	NA	NA	NA	NA	NA	NA	NA	NA	NA	NA
Dec-85	4,542.4	NA	NA	NA	NA	NA	NA	NA	NA	NA	NA	NA	NA	NA
Jan-86	4,512.2	NA	NA	NA	NA	NA	NA	NA	NA	NA	NA	NA	NA	NA
Feb-86	4,547.3	NA	NA	NA	NA	NA	NA	NA	NA	NA	NA	NA	NA	NA
Mar-86	4,589.5	NA	NA	NA	NA	NA	NA	NA	NA	NA	NA	NA	NA	NA
Apr-86	4,585.4	NA	NA	NA	NA	NA	NA	NA	NA	NA	NA	NA	NA	NA
May-86	4,592.8	NA	NA	NA	NA	NA	NA	NA	NA	NA	NA	NA	NA	NA
Jun-86	4,583.5	NA	NA	NA	NA	NA	NA	NA	NA	NA	NA	NA	NA	NA
Jul-86	4,521.6	NA	NA	NA	NA	NA	NA	NA	NA	NA	NA	NA	NA	NA
Aug-86	4,543.2	NA	NA	NA	NA	NA	NA	NA	NA	NA	NA	NA	NA	NA
Sep-86	4,600.3	NA	NA	NA	NA	NA	NA	NA	NA	NA	NA	NA	NA	NA
Oct-86	4,650.5	NA	NA	NA	NA	NA	NA	NA	NA	NA	NA	NA	NA	NA
Nov-86	4,707.1	NA	NA	NA	NA	NA	NA	NA	NA	NA	NA	NA	NA	NA
Dec-86	4,759.5	NA	NA	NA	NA	NA	NA	NA	NA	NA	NA	NA	NA	NA
Jan-87	4,727.3	NA	NA	NA	NA	NA	NA	NA	NA	NA	NA	NA	NA	NA
Feb-87	4,771.7	NA	NA	NA	NA	NA	NA	NA	NA	NA	NA	NA	NA	NA
Mar-87	4,822.3	NA	NA	NA	NA	NA	NA	NA	NA	NA	NA	NA	NA	NA
Apr-87	4,831.2	NA	NA	NA	NA	NA	NA	NA	NA	NA	NA	NA	NA	NA
May-87	4,836.5	NA	NA	NA	NA	NA	NA	NA	NA	NA	NA	NA	NA	NA
Jun-87	4,844.1	NA	NA	NA	NA	NA	NA	NA	NA	NA	NA	NA	NA	NA
Jul-87	4,788.3	NA	NA	NA	NA	NA	NA	NA	NA	NA	NA	NA	NA	NA
Aug-87	4,790.2	NA	NA	NA	NA	NA	NA	NA	NA	NA	NA	NA	NA	NA
Sep-87	4,863.6	NA	NA	NA	NA	NA	NA	NA	NA	NA	NA	NA	NA	NA
Oct-87	4,915.7	NA	NA	NA	NA	NA	NA	NA	NA	NA	NA	NA	NA	NA
Nov-87	4,965.9	NA	NA	NA	NA	NA	NA	NA	NA	NA	NA	NA	NA	NA
Dec-87	5,020.4	NA	NA	NA	NA	NA	NA	NA	NA	NA	NA	NA	NA	NA
Jan-88	4,948.8	NA	NA	NA	NA	NA	NA	NA	NA	NA	NA	NA	NA	NA
Feb-88	5,008.4	NA	NA	NA	NA	NA	NA	NA	NA	NA	NA	NA	NA	NA
Mar-88	5,061.4	NA	NA	NA	NA	NA	NA	NA	NA	NA	NA	NA	NA	NA
Apr-88	5,044.6	NA	NA	NA	NA	NA	NA	NA	NA	NA	NA	NA	NA	NA
May-88	5,049.1	NA	NA	NA	NA	NA	NA	NA	NA	NA	NA	NA	NA	NA
Jun-88	5,057.3	NA	NA	NA	NA	NA	NA	NA	NA	NA	NA	NA	NA	NA
Jul-88	4,979.4	NA	NA	NA	NA	NA	NA	NA	NA	NA	NA	NA	NA	NA
Aug-88	4,988.9	NA	NA	NA	NA	NA	NA	NA	NA	NA	NA	NA	NA	NA
Sep-88	5,086.0	NA	NA	NA	NA	NA	NA	NA	NA	NA	NA	NA	NA	NA
Oct-88	5,121.6	NA	NA	NA	NA	NA	NA	NA	NA	NA	NA	NA	NA	NA
Nov-88	5,209.2	NA	NA	NA	NA	NA	NA	NA	NA	NA	NA	NA	NA	NA
Dec-88	5,244.3	NA	NA	NA	NA	NA	NA	NA	NA	NA	NA	NA	NA	NA
Jan-89	5,166.9	NA	NA	NA	NA	NA	NA	NA	NA	NA	NA	NA	NA	NA
Feb-89	5,226.5	NA	NA	NA	NA	NA	NA	NA	NA	NA	NA	NA	NA	NA
Mar-89	5,279.3	NA	NA	NA	NA	NA	NA	NA	NA	NA	NA	NA	NA	NA
Apr-89	5,246.5	NA	NA	NA	NA	NA	NA	NA	NA	NA	NA	NA	NA	NA
May-89	5,256.2	NA	NA	NA	NA	NA	NA	NA	NA	NA	NA	NA	NA	NA
Jun-89	5,267.4	NA	NA	NA	NA	NA	NA	NA	NA	NA	NA	NA	NA	NA
Jul-89	5,171.3	NA	NA	NA	NA	NA	NA	NA	NA	NA	NA	NA	NA	NA
Aug-89	5,190.4	NA	NA	NA	NA	NA	NA	NA	NA	NA	NA	NA	NA	NA
Sep-89	5,272.6	NA	NA	NA	NA	NA	NA	NA	NA	NA	NA	NA	NA	NA
Oct-89	5,286.6	NA	NA	NA	NA	NA	NA	NA	NA	NA	NA	NA	NA	NA

**Nonfarm Jobs**

**Florida**

(monthly)

Not Seasonally Adjusted  
Thousands

TWU = Transporation, Warehousing and Utilities

	Total	Mining and Logging	Construction	Manufacturing	Whlse Trade	Retail Trade	TWU	Information	Finance	Professional and Business Services	Education and Health Services	Leisure and Hospitality	Other Services	Gov't
		NA	NA	NA	NA	NA	NA	NA	NA	NA	NA	NA	NA	NA
		NA	NA	NA	NA	NA	NA	NA	NA	NA	NA	NA	NA	NA
Nov-89	5,352.5													
Dec-89	5,414.2													
Jan-90	5,323.7	12.7	418.9	517.4	244.0	770.0	194.7	126.7	379.2	327.0	590.0	685.1	228.5	829.5
Feb-90	5,382.0	12.7	420.4	517.7	245.7	764.4	195.9	127.0	383.5	337.5	595.7	707.9	231.1	842.5
Mar-90	5,437.0	12.7	423.0	517.9	246.7	767.2	198.6	126.8	385.8	345.9	599.7	725.7	233.4	853.6
Apr-90	5,407.7	17.1	415.6	511.8	246.6	761.8	198.9	126.9	383.1	344.6	598.9	714.8	232.0	855.6
May-90	5,419.4	17.0	415.0	513.5	247.1	762.2	199.0	127.1	384.5	345.3	601.3	705.8	231.9	869.7
Jun-90	5,411.3	17.0	417.0	513.0	247.5	762.4	200.7	127.8	386.4	351.0	602.3	700.6	233.0	852.6
Jul-90	5,293.1	17.2	412.4	505.5	245.4	752.4	198.2	127.7	383.6	343.4	594.6	684.0	231.1	797.6
Aug-90	5,300.5	17.2	411.9	505.9	246.8	755.1	199.3	127.7	385.3	348.1	600.0	683.0	231.2	789.0
Sep-90	5,351.9	17.0	407.8	503.4	247.2	751.8	199.6	127.5	383.6	348.1	608.7	672.4	230.4	854.4
Oct-90	5,362.5	17.0	402.6	497.8	246.4	760.8	200.5	128.2	381.4	350.9	613.8	663.3	229.3	870.5
Nov-90	5,403.0	16.8	395.6	497.6	246.9	781.1	201.7	129.0	381.6	354.4	618.3	674.8	230.2	875.0
Dec-90	5,424.9	16.7	387.6	496.6	247.1	801.2	205.9	129.9	382.9	352.2	621.4	682.4	230.8	870.2
Jan-91	5,290.8	10.6	368.7	484.9	246.4	756.4	198.7	127.8	372.0	346.9	618.2	669.4	229.8	861.0
Feb-91	5,312.2	10.4	364.9	483.5	245.9	749.5	193.6	127.3	372.4	352.8	624.2	687.4	230.8	869.5
Mar-91	5,344.6	10.4	365.1	483.1	246.9	751.7	193.8	127.3	373.2	356.1	625.7	704.0	233.0	874.3
Apr-91	5,305.9	10.2	360.5	479.0	244.9	745.1	196.4	126.6	370.5	349.0	629.7	689.3	232.1	872.6
May-91	5,307.3	10.1	361.9	479.0	245.5	744.3	197.8	127.3	371.4	347.9	632.4	680.7	232.4	876.6
Jun-91	5,283.5	10.1	361.9	478.4	244.8	743.1	198.4	128.3	372.0	348.3	630.9	674.0	232.7	860.6
Jul-91	5,182.0	10.2	357.8	471.8	243.4	734.2	199.3	129.2	369.6	346.5	626.1	657.1	230.5	806.3
Aug-91	5,196.0	10.1	360.9	475.1	244.5	735.7	200.2	129.0	370.8	350.9	629.4	655.2	231.2	803.0
Sep-91	5,249.3	10.2	358.5	475.5	245.1	736.4	200.6	128.9	368.7	350.5	636.6	647.5	230.0	860.8
Oct-91	5,260.7	10.5	355.3	473.3	246.7	743.2	201.7	127.0	368.4	349.5	641.2	642.9	230.0	871.0
Nov-91	5,321.5	10.3	354.4	476.1	248.4	766.5	200.1	127.9	368.7	356.0	647.1	654.7	231.1	880.2
Dec-91	5,346.7	10.3	350.3	474.2	249.7	786.2	199.5	128.4	369.9	357.1	648.1	663.9	233.3	875.8
Jan-92	5,266.2	9.8	340.0	469.5	244.0	739.6	196.2	126.5	369.9	364.8	642.7	664.0	233.9	865.3
Feb-92	5,301.7	9.6	339.1	469.8	244.8	737.4	198.1	126.3	371.5	368.9	648.1	679.8	235.1	873.2
Mar-92	5,379.8	9.7	341.9	471.5	246.0	738.1	200.4	127.5	372.3	374.6	653.3	698.4	236.6	909.5
Apr-92	5,346.0	9.8	342.8	470.9	246.3	737.9	200.8	125.5	371.5	375.0	659.1	693.0	237.0	876.4
May-92	5,352.3	9.8	345.6	471.9	247.0	739.1	200.2	126.1	372.8	374.0	660.8	688.5	237.9	878.6
Jun-92	5,342.4	9.7	347.9	472.5	247.7	738.7	201.2	126.5	373.8	373.8	659.0	684.3	239.2	868.1
Jul-92	5,256.0	9.7	348.7	471.8	247.2	734.1	199.7	127.2	373.0	365.6	655.3	669.3	238.2	816.2
Aug-92	5,246.6	9.6	350.5	471.1	247.0	736.3	199.5	127.0	372.3	364.1	657.9	670.4	237.8	803.1
Sep-92	5,334.9	9.6	355.4	472.2	247.5	737.2	199.5	127.0	370.0	369.1	664.9	663.3	236.9	882.3
Oct-92	5,387.5	9.9	365.4	472.6	250.7	747.2	201.7	126.8	373.1	376.9	670.2	666.2	238.8	888.0
Nov-92	5,451.3	9.8	367.6	475.1	252.8	775.4	202.7	127.7	373.5	378.4	674.5	681.0	240.3	892.5
Dec-92	5,505.7	9.8	368.8	477.0	254.7	800.3	207.1	129.3	376.6	385.0	679.5	687.5	242.1	888.0
Jan-93	5,423.6	9.5	357.0	473.7	251.0	757.3	203.0	127.5	372.4	392.1	671.9	691.6	241.6	875.0
Feb-93	5,496.8	9.5	361.5	477.1	253.3	760.5	205.0	128.3	375.3	399.7	679.7	714.1	244.5	888.3
Mar-93	5,546.9	9.5	364.1	478.9	255.6	763.4	206.9	129.9	376.7	404.4	685.0	732.9	246.2	893.4
Apr-93	5,576.0	9.5	364.9	478.5	255.4	765.8	208.9	128.8	376.6	426.4	687.7	730.8	247.0	895.7
May-93	5,569.4	9.5	366.5	479.7	256.2	762.6	208.7	128.8	377.3	425.7	690.0	727.3	246.7	890.4
Jun-93	5,569.8	9.5	370.2	479.8	257.0	764.4	209.6	129.9	379.3	428.5	690.5	722.1	248.8	880.2
Jul-93	5,481.8	9.4	368.9	475.1	256.0	758.4	207.9	130.3	381.5	423.2	686.3	706.1	248.8	829.9
Aug-93	5,480.9	9.3	369.6	476.2	256.7	761.0	207.8	130.3	382.3	426.9	688.6	706.8	248.2	817.2
Sep-93	5,565.3	9.3	370.9	476.2	257.4	765.3	208.3	130.5	381.2	432.1	699.0	701.3	248.4	885.4
Oct-93	5,614.4	9.3	372.2	477.6	259.1	778.5	209.0	130.1	383.0	442.5	705.4	692.3	249.1	906.3
Nov-93	5,667.8	9.4	372.5	477.4	261.2	803.1	211.0	130.5	384.4	446.3	710.1	704.1	249.8	908.0
Dec-93	5,732.3	9.4	374.7	478.9	263.0	828.6	216.4	131.4	387.7	452.6	713.9	714.4	251.6	909.7
Jan-94	5,646.7	9.6	362.6	471.7	257.6	785.6	213.1	131.1	387.6	454.3	705.7	717.8	249.4	900.6
Feb-94	5,713.9	9.7	366.9	473.3	259.5	785.7	214.0	131.3	389.8	466.7	714.5	737.5	251.3	913.7
Mar-94	5,777.2	9.8	371.9	472.9	261.5	789.6	216.0	132.2	392.7	477.7	721.4	758.8	253.2	919.5
Apr-94	5,788.0	9.7	372.6	472.2	263.1	788.5	214.3	132.3	392.1	489.4	725.1	754.4	253.1	921.2
May-94	5,790.8	9.8	376.4	473.6	263.6	788.3	216.9	132.9	392.1	492.3	728.2	746.9	252.7	917.1
Jun-94	5,795.5	9.8	381.7	475.5	264.2	790.0	216.0	134.4	394.3	497.8	728.2	741.9	254.0	907.7
Jul-94	5,697.5	9.7	382.9	471.5	263.0	780.4	216.0	135.9	394.0	493.7	723.4	723.4	253.0	851.0
Aug-94	5,702.7	9.7	385.9	472.9	264.2	788.2	217.7	136.5	394.5	496.7	726.9	722.5	251.9	835.1
Sep-94	5,817.1	9.6	389.0	474.5	266.2	796.3	217.4	136.9	393.8	499.3	739.1	718.5	252.1	924.4

**Nonfarm Jobs**

**Florida**

(monthly)

Not Seasonally Adjusted  
Thousands

TWU = Transporation, Warehousing and Utilities

	Total	Mining and Logging	Construction	Manufacturing	Whlse Trade	Retail Trade	TWU	Information	Finance	Professional and Business Services	Education and Health Services	Leisure and Hospitality	Other Services	Gov't
Oct-94	5,825.3	9.6	385.9	472.0	266.8	805.6	216.7	135.3	392.0	509.7	739.7	707.8	253.0	931.2
Nov-94	5,936.3	9.6	388.7	474.3	269.0	836.9	218.4	136.5	393.1	515.6	745.6	721.4	254.0	973.2
Dec-94	5,969.1	9.6	391.7	476.5	270.6	861.9	224.7	137.1	396.8	528.3	749.7	733.9	256.0	932.3
Jan-95	5,871.1	9.8	383.1	474.5	268.8	820.9	217.9	134.4	394.3	516.2	745.5	734.4	254.1	917.2
Feb-95	5,945.1	9.9	385.9	477.7	271.4	820.2	219.3	135.3	397.3	528.7	754.9	755.8	256.2	932.5
Mar-95	6,008.7	9.9	390.2	479.9	274.0	822.7	221.5	136.9	400.1	538.4	761.6	775.0	258.7	939.8
Apr-95	5,975.4	10.0	390.8	478.2	272.4	813.3	220.3	135.3	397.5	544.3	755.7	763.0	258.3	936.3
May-95	5,990.1	10.0	393.0	479.1	273.6	815.1	220.8	136.5	397.8	552.6	758.2	758.9	259.1	935.4
Jun-95	5,992.1	10.0	397.2	479.5	274.4	817.5	220.1	138.7	400.4	557.4	758.3	756.8	260.2	921.6
Jul-95	5,866.8	10.0	394.6	475.3	271.5	808.2	219.3	137.1	398.9	547.6	747.6	741.9	258.6	856.2
Aug-95	5,882.1	10.0	397.5	477.3	273.6	814.4	220.5	138.0	400.0	560.8	751.0	739.3	258.3	841.4
Sep-95	5,998.9	10.1	399.6	479.7	275.5	822.9	222.1	138.8	400.8	560.3	762.8	735.6	259.7	931.0
Oct-95	6,015.6	10.0	397.8	479.8	276.5	832.7	222.8	137.1	397.1	575.8	766.8	728.1	258.7	932.4
Nov-95	6,103.5	10.1	401.0	482.3	278.2	862.8	225.2	138.4	400.3	589.3	773.5	744.6	260.1	937.7
Dec-95	6,171.5	10.2	402.1	484.0	280.3	890.5	231.3	140.5	402.8	595.7	779.0	755.4	261.0	938.7
Jan-96	6,045.0	10.0	402.9	478.5	275.1	842.1	223.0	137.2	397.7	576.3	756.2	759.1	259.4	927.5
Feb-96	6,121.1	10.0	408.9	482.0	277.9	838.1	226.0	137.8	400.8	594.4	763.0	778.8	263.0	940.4
Mar-96	6,211.0	10.1	413.4	483.2	279.8	843.4	228.0	139.9	403.2	608.9	767.0	799.3	264.6	970.2
Apr-96	6,150.2	9.9	410.3	482.5	277.4	834.4	225.0	139.7	402.2	613.7	764.5	787.3	261.6	941.7
May-96	6,169.7	10.0	413.9	484.8	279.0	837.3	226.1	141.4	405.5	620.3	767.4	780.9	263.0	940.1
Jun-96	6,159.7	10.0	416.5	485.3	279.4	835.8	226.4	142.7	407.5	621.9	766.1	779.8	263.5	924.8
Jul-96	6,052.5	9.9	407.6	483.2	278.7	834.2	226.1	141.2	407.3	631.7	759.6	753.6	261.1	858.3
Aug-96	6,080.7	9.9	411.3	486.3	280.2	840.9	227.2	141.9	410.6	642.6	762.7	755.9	261.7	849.5
Sep-96	6,189.4	10.0	411.7	487.1	281.0	843.1	227.5	142.9	410.1	651.7	770.6	753.5	261.8	938.4
Oct-96	6,219.3	9.9	420.2	486.5	282.6	850.6	227.0	140.8	410.7	653.1	773.4	756.5	263.1	944.9
Nov-96	6,301.2	9.9	421.8	488.7	285.3	881.3	229.8	142.3	412.3	665.9	778.7	768.2	264.7	952.3
Dec-96	6,368.0	10.1	420.8	490.2	287.6	906.7	235.3	143.8	416.9	675.1	781.3	781.2	266.6	952.4
Jan-97	6,275.9	9.8	414.2	489.0	286.5	861.1	229.5	142.8	408.2	664.0	774.8	780.8	267.5	947.7
Feb-97	6,330.9	8.8	414.7	490.4	288.9	853.2	232.1	144.5	411.9	679.4	781.0	801.4	269.8	954.8
Mar-97	6,389.6	7.7	418.9	490.2	290.3	856.9	233.7	145.9	416.7	697.2	786.7	817.4	271.6	956.4
Apr-97	6,388.8	6.5	419.4	486.1	291.8	859.4	233.4	144.5	420.6	707.8	786.5	805.1	272.7	955.0
May-97	6,404.9	5.5	422.2	486.2	293.4	860.7	233.2	148.7	424.4	712.0	788.8	800.0	273.8	956.0
Jun-97	6,398.2	4.5	425.7	484.7	293.6	858.5	233.2	147.4	426.8	723.9	788.6	793.4	274.7	943.2
Jul-97	6,299.8	3.4	424.9	481.1	291.3	841.6	232.0	147.5	428.9	733.7	781.4	781.0	275.6	877.4
Aug-97	6,322.8	2.5	428.1	483.8	292.0	847.2	224.4	150.3	431.2	746.1	786.3	785.5	277.5	867.9
Sep-97	6,439.0	1.6	431.0	482.5	294.7	851.4	233.6	149.9	432.9	753.1	795.7	783.8	277.7	951.1
Oct-97	6,463.9	0.4	436.4	481.7	296.6	870.6	236.6	147.7	429.4	761.4	797.1	768.1	275.9	962.0
Nov-97	6,525.7	(0.6)	437.0	484.1	299.2	891.2	238.2	149.0	432.0	771.0	802.5	779.9	276.7	965.5
Dec-97	6,601.1	(1.5)	440.2	487.7	302.2	920.8	244.8	151.4	438.1	772.8	806.7	790.2	278.5	969.2
Jan-98	6,518.9	9.3	427.1	485.4	298.4	882.7	237.5	153.7	438.2	754.0	801.8	790.2	276.0	964.6
Feb-98	6,578.4	9.3	431.0	487.2	301.8	874.1	239.3	155.3	441.4	772.2	809.6	809.4	278.3	969.5
Mar-98	6,628.6	9.4	435.1	487.5	303.9	878.9	239.8	156.5	444.2	782.0	814.0	822.3	281.0	974.0
Apr-98	6,598.5	9.5	435.8	480.9	300.6	875.3	239.6	156.5	442.3	788.9	806.0	817.3	278.6	967.2
May-98	6,608.7	9.6	437.5	481.8	302.3	873.9	240.7	158.9	443.0	792.6	808.4	812.5	279.6	967.9
Jun-98	6,618.5	9.6	441.9	483.3	303.2	878.4	241.1	160.8	445.2	803.1	806.2	811.9	281.2	952.6
Jul-98	6,518.6	9.5	444.3	476.8	302.2	879.6	240.6	160.0	450.0	788.9	798.6	798.2	279.9	890.0
Aug-98	6,521.5	9.5	445.1	477.5	303.3	883.6	241.3	160.2	449.3	799.1	802.7	797.2	279.2	873.5
Sep-98	6,630.7	9.6	446.6	479.0	304.0	891.0	243.3	161.8	448.1	803.7	808.7	792.3	279.1	963.5
Oct-98	6,691.5	9.6	450.9	479.3	307.2	905.2	249.1	162.1	449.6	817.3	812.8	793.9	281.0	973.5
Nov-98	6,758.8	9.7	451.4	480.8	308.6	931.4	252.3	164.0	449.8	828.8	815.5	806.3	281.6	978.6
Dec-98	6,832.6	9.7	455.9	481.8	309.5	955.6	257.4	165.8	454.5	842.2	818.5	816.4	282.6	982.7
Jan-99	6,693.1	9.1	443.5	477.1	303.2	909.4	245.8	170.0	451.4	828.2	808.0	801.7	280.0	965.7
Feb-99	6,772.6	9.1	448.0	479.9	305.4	904.5	246.6	172.4	454.9	853.3	814.9	823.0	282.6	978.0
Mar-99	6,825.6	9.0	451.7	480.6	306.9	909.0	247.6	171.2	457.0	869.8	820.3	836.3	284.4	981.8
Apr-99	6,809.1	8.7	451.7	477.9	306.6	903.3	244.6	169.5	454.6	880.7	811.4	837.6	282.3	980.2
May-99	6,816.0	8.7	453.4	478.9	306.6	902.3	244.4	172.0	455.3	884.8	813.1	833.8	283.3	979.4
Jun-99	6,829.7	8.8	457.6	479.7	306.7	905.2	244.4	174.9	458.0	897.1	811.8	835.4	286.0	964.1
Jul-99	6,695.9	8.8	455.3	474.6	305.3	899.2	244.5	172.3	460.6	878.0	804.0	813.6	284.1	895.6
Aug-99	6,706.6	8.9	456.9	475.0	305.4	904.6	245.7	173.1	461.0	888.6	808.5	813.2	284.2	881.5

**Nonfarm Jobs**

**Florida**

(monthly)

Not Seasonally Adjusted  
Thousands

TWU = Transporation, Warehousing and Utilities

	Total	Mining and Logging	Construction	Manufacturing	Whlse Trade	Retail Trade	TWU	Information	Finance	Professional and Business Services	Education and Health Services	Leisure and Hospitality	Other Services	Gov't
Sep-99	6,806.3	8.7	458.0	474.6	306.0	909.5	245.2	174.8	456.7	891.6	814.6	808.8	284.6	973.2
Oct-99	6,863.2	9.0	463.1	476.7	308.0	920.5	248.1	175.0	459.8	910.0	817.7	799.8	287.0	988.5
Nov-99	6,945.6	8.9	464.1	478.2	309.8	953.5	251.4	177.8	461.4	918.1	823.3	813.3	289.0	996.8
Dec-99	7,028.6	8.8	467.8	480.7	313.2	978.2	256.5	180.3	465.7	935.9	826.8	821.3	290.9	1,002.5
Jan-00	6,919.5	8.8	464.9	473.2	311.5	938.2	249.4	175.9	460.2	922.5	818.6	812.9	291.8	991.6
Feb-00	6,981.9	8.8	469.4	476.3	312.7	935.6	249.7	177.1	461.9	937.0	826.3	831.4	294.2	1,001.5
Mar-00	7,061.4	8.9	475.0	478.9	315.8	939.8	250.6	180.5	466.3	956.3	833.2	849.0	297.4	1,009.7
Apr-00	7,045.6	8.6	470.5	477.2	314.6	933.5	250.3	177.3	465.8	952.0	829.9	853.8	297.5	1,014.6
May-00	7,079.3	8.7	474.3	478.3	316.2	936.5	250.4	178.9	468.0	956.4	832.1	846.2	299.2	1,034.1
Jun-00	7,029.7	8.8	481.4	480.8	318.1	941.6	250.4	182.4	474.1	964.4	832.9	845.1	301.4	948.3
Jul-00	6,963.8	8.6	480.8	478.1	316.6	927.9	250.0	184.0	469.9	955.0	828.4	831.8	300.0	932.7
Aug-00	7,069.9	8.6	484.0	478.2	317.7	937.0	250.5	185.5	471.1	967.4	835.2	829.9	299.1	1,005.7
Sep-00	7,104.9	8.7	488.7	479.0	320.0	937.7	251.8	187.2	471.8	978.7	844.6	826.3	300.5	1,009.9
Oct-00	7,118.3	8.8	485.9	475.4	319.1	944.8	251.2	187.0	471.6	974.8	847.9	831.7	301.9	1,018.2
Nov-00	7,197.1	8.6	487.6	475.9	320.4	978.4	253.6	188.6	473.1	984.7	853.2	845.7	301.9	1,025.4
Dec-00	7,262.5	8.6	489.5	476.7	323.0	1,000.9	259.6	190.5	476.3	992.8	858.4	854.3	302.8	1,029.1
Jan-01	7,096.7	8.3	484.2	467.9	315.5	948.6	248.9	186.1	466.3	965.7	842.8	848.7	299.0	1,014.7
Feb-01	7,167.7	8.3	487.0	467.2	317.3	942.3	249.0	187.1	469.6	989.4	851.5	869.3	301.5	1,028.2
Mar-01	7,229.5	8.3	490.4	466.6	319.1	949.4	250.0	187.7	473.4	1,001.7	856.5	887.9	304.2	1,034.3
Apr-01	7,194.7	8.2	487.7	462.1	318.2	938.8	250.8	185.9	475.0	992.4	857.6	880.1	302.7	1,035.2
May-01	7,198.5	8.3	490.4	460.3	318.2	937.3	249.8	185.8	475.7	992.7	860.9	878.2	304.3	1,036.6
Jun-01	7,135.1	8.2	496.5	458.4	317.2	935.0	249.3	185.5	479.1	994.7	863.1	872.2	307.4	968.8
Jul-01	7,046.0	8.1	496.5	450.5	314.5	925.6	248.9	183.3	477.6	979.1	853.6	850.8	304.6	952.9
Aug-01	7,147.1	7.9	500.2	449.9	314.9	929.9	249.2	182.2	478.9	984.6	861.3	849.9	305.0	1,033.2
Sep-01	7,147.8	7.9	500.2	446.9	315.1	929.8	248.9	180.3	477.4	983.1	869.9	843.8	305.3	1,039.2
Oct-01	7,138.8	7.7	502.4	443.0	314.8	934.1	247.5	178.4	476.8	979.8	874.9	833.0	304.7	1,041.7
Nov-01	7,187.0	7.6	503.3	441.4	314.9	961.1	247.0	178.4	477.5	981.3	879.6	840.3	306.8	1,047.8
Dec-01	7,228.0	7.6	502.7	441.6	316.4	977.8	251.6	179.1	479.3	981.9	885.7	846.5	308.6	1,049.2
Jan-02	7,089.1	7.3	491.6	434.3	313.9	937.1	242.6	176.1	475.7	959.5	868.9	838.9	309.3	1,033.9
Feb-02	7,144.9	7.4	492.7	434.1	315.2	927.1	242.2	175.6	477.9	980.9	876.7	859.0	311.9	1,044.2
Mar-02	7,206.4	7.3	495.5	434.5	316.0	931.7	244.0	175.8	479.5	995.1	884.3	878.3	315.6	1,048.8
Apr-02	7,186.4	7.3	494.2	431.1	314.0	926.6	243.8	173.6	478.0	996.1	881.2	878.7	312.5	1,049.3
May-02	7,198.3	7.3	497.7	430.2	315.5	927.1	242.9	173.9	478.9	997.2	884.5	875.4	314.0	1,053.7
Jun-02	7,116.4	7.3	499.4	430.0	315.1	923.0	241.9	173.4	481.1	994.7	883.2	873.7	315.7	977.9
Jul-02	7,037.0	7.2	496.0	424.8	313.7	913.2	241.5	171.9	481.7	983.6	873.3	852.4	313.7	964.0
Aug-02	7,143.5	7.2	502.6	425.2	314.6	918.8	241.3	171.3	483.0	979.0	882.7	854.8	314.8	1,048.2
Sep-02	7,154.3	7.1	503.3	424.0	315.3	919.6	240.7	170.4	481.7	980.4	891.0	849.1	315.1	1,056.6
Oct-02	7,184.2	7.0	509.2	422.0	316.4	925.8	240.4	169.8	482.7	984.9	897.3	848.7	318.0	1,062.0
Nov-02	7,253.2	7.0	511.8	422.5	318.3	949.9	241.4	170.4	485.5	996.9	903.4	860.9	320.4	1,064.8
Dec-02	7,310.5	7.0	512.5	422.6	320.2	973.3	245.0	171.0	487.9	1,003.8	907.7	870.4	321.6	1,067.5
Jan-03	7,176.8	7.1	503.3	417.7	315.4	926.6	237.3	167.3	482.1	985.6	899.2	861.9	320.6	1,052.7
Feb-03	7,232.3	7.0	507.7	417.0	316.3	919.2	236.2	167.6	483.9	1,003.9	909.5	876.9	323.6	1,063.5
Mar-03	7,287.6	7.0	511.1	416.8	316.8	921.1	236.3	168.0	485.9	1,020.7	915.3	894.9	326.6	1,067.1
Apr-03	7,262.3	6.9	509.0	411.5	316.3	916.8	236.5	165.7	487.9	1,018.1	914.2	888.3	325.5	1,065.6
May-03	7,266.8	7.1	514.8	411.0	316.4	918.7	235.0	166.7	489.8	1,008.8	917.6	883.1	325.8	1,072.0
Jun-03	7,184.5	7.1	519.9	410.6	316.1	916.8	232.9	166.3	492.5	1,005.3	915.7	880.8	326.6	993.9
Jul-03	7,116.9	7.1	519.7	404.8	315.8	913.5	232.1	166.1	493.8	986.5	908.7	867.1	320.7	981.0
Aug-03	7,217.7	7.2	524.9	405.6	316.6	917.7	232.7	166.1	496.1	989.4	917.5	867.8	319.1	1,057.0
Sep-03	7,238.0	7.2	527.2	406.2	317.6	921.0	232.7	165.1	495.6	989.5	927.4	865.7	319.9	1,062.9
Oct-03	7,283.2	7.2	529.9	405.4	318.1	933.9	233.0	164.9	496.5	1,007.5	930.1	867.0	318.7	1,071.0
Nov-03	7,331.2	7.2	531.3	404.7	319.6	958.8	233.6	165.6	496.5	1,008.2	932.7	880.5	318.7	1,073.8
Dec-03	7,403.3	7.2	537.2	406.6	322.7	981.8	237.8	166.3	501.1	1,014.0	938.1	893.5	321.3	1,075.7
Jan-04	7,332.7	7.2	536.4	405.2	321.4	943.7	234.4	163.1	496.7	1,008.3	931.6	896.2	323.9	1,064.6
Feb-04	7,404.7	7.2	543.9	407.3	323.8	938.4	235.1	162.5	499.7	1,027.9	939.7	915.0	326.4	1,077.8
Mar-04	7,470.8	7.2	552.8	409.9	325.5	942.6	236.0	163.6	503.1	1,044.4	943.9	933.6	327.6	1,080.6
Apr-04	7,507.1	7.2	557.6	411.1	326.3	945.5	236.9	162.4	507.4	1,063.8	946.8	933.5	329.1	1,079.5
May-04	7,511.6	7.1	560.9	412.4	327.8	947.9	235.9	163.1	508.7	1,062.0	949.5	926.4	330.4	1,079.5
Jun-04	7,444.1	7.1	568.1	413.2	328.4	946.5	235.0	163.5	510.7	1,067.3	945.5	921.8	333.5	1,003.5
Jul-04	7,405.6	7.1	572.6	411.6	327.3	945.1	236.1	162.4	513.0	1,060.8	937.5	909.2	330.7	992.2

**Nonfarm Jobs**

**Florida**

(monthly)

Not Seasonally Adjusted  
Thousands

TWU = Transporation, Warehousing and Utilities

	Total	Mining and Logging	Construction	Manufacturing	Whlse Trade	Retail Trade	TWU	Information	Finance	Professional and Business Services	Education and Health Services	Leisure and Hospitality	Other Services	Gov't
Aug-04	7,493.2	7.1	575.3	411.9	327.9	944.2	238.1	162.5	513.8	1,061.9	942.9	906.1	330.0	1,071.5
Sep-04	7,471.0	7.1	576.1	410.4	327.3	939.2	237.9	161.3	512.0	1,058.0	944.3	891.9	329.4	1,076.1
Oct-04	7,555.0	7.0	586.2	410.0	330.5	955.1	240.9	162.3	516.8	1,081.5	951.7	900.7	328.4	1,083.9
Nov-04	7,657.0	7.1	592.8	411.4	333.6	989.0	244.0	163.6	518.8	1,098.1	957.6	917.5	331.6	1,091.9
Dec-04	7,736.5	7.1	599.4	413.6	336.0	1,012.4	249.4	164.2	523.8	1,114.9	960.6	930.0	331.8	1,093.3
Jan-05	7,621.9	7.1	593.0	409.4	333.7	972.9	243.0	161.9	518.3	1,097.8	951.6	920.0	332.1	1,081.1
Feb-05	7,704.9	7.1	601.5	411.6	336.0	972.7	244.1	162.7	522.2	1,119.2	960.4	939.5	334.4	1,093.5
Mar-05	7,751.6	7.1	608.0	413.1	336.8	977.5	245.3	162.9	524.1	1,126.0	963.5	955.9	335.6	1,095.8
Apr-05	7,794.2	7.2	617.6	414.3	339.9	983.5	246.8	162.1	529.6	1,135.6	968.2	957.3	336.6	1,095.5
May-05	7,812.4	7.2	624.8	415.9	341.9	985.7	247.8	163.8	532.3	1,135.5	969.6	952.0	337.2	1,098.7
Jun-05	7,718.4	7.2	632.6	417.5	341.9	986.2	245.9	163.9	536.2	1,137.0	964.2	949.3	337.3	999.2
Jul-05	7,698.1	7.2	638.9	415.7	341.6	987.2	245.8	163.5	538.6	1,134.7	959.6	929.8	334.8	1,000.7
Aug-05	7,815.0	7.2	644.8	416.6	342.4	991.7	246.2	163.5	540.3	1,144.6	968.7	931.9	334.0	1,083.1
Sep-05	7,860.0	7.0	652.5	417.7	343.6	993.0	247.6	164.0	541.5	1,153.9	976.4	929.0	335.9	1,097.9
Oct-05	7,866.8	6.8	654.7	416.8	343.9	1,000.4	247.4	162.6	544.5	1,146.3	978.3	924.6	332.4	1,108.1
Nov-05	7,941.2	6.8	661.4	417.2	345.5	1,024.1	250.8	163.6	548.0	1,160.2	981.7	937.5	333.5	1,110.9
Dec-05	8,014.6	6.9	668.0	419.6	349.1	1,046.5	256.3	164.0	554.2	1,170.7	987.2	947.6	334.9	1,109.6
Jan-06	7,882.6	6.6	657.4	417.4	344.8	1,007.8	249.5	160.5	544.3	1,150.1	975.9	937.4	330.6	1,100.3
Feb-06	7,957.3	6.6	669.1	419.2	347.5	1,004.1	249.7	161.3	548.5	1,165.2	984.3	956.7	334.2	1,110.9
Mar-06	8,037.8	6.7	680.0	420.6	349.5	1,011.8	251.3	161.5	552.0	1,185.3	990.9	975.9	337.6	1,114.7
Apr-06	8,018.1	6.7	680.8	418.4	350.4	1,007.5	250.9	161.2	552.7	1,181.9	991.1	968.7	336.4	1,111.4
May-06	8,035.9	6.7	686.6	419.7	352.1	1,008.5	251.1	162.3	554.7	1,188.3	995.0	964.4	338.6	1,107.9
Jun-06	7,951.3	6.8	691.8	420.7	352.6	1,006.9	250.1	163.0	556.2	1,195.0	992.4	960.2	341.5	1,014.1
Jul-06	7,878.1	6.6	683.6	415.7	350.7	1,000.7	247.4	162.7	552.9	1,181.8	983.4	941.2	336.6	1,014.8
Aug-06	7,994.8	6.4	685.7	415.6	351.6	1,002.3	249.4	162.0	553.6	1,191.5	994.2	942.6	337.0	1,102.9
Sep-06	8,011.0	6.5	683.8	414.9	352.1	1,000.6	250.2	161.0	551.6	1,196.8	1,001.6	938.0	338.8	1,115.1
Oct-06	8,012.8	6.5	672.1	411.4	352.9	1,007.9	249.3	160.8	552.9	1,188.7	1,003.5	934.7	339.2	1,128.9
Nov-06	8,096.3	6.6	676.0	410.8	354.5	1,040.8	251.8	161.8	553.9	1,201.7	1,010.1	953.8	341.8	1,136.7
Dec-06	8,153.2	6.6	668.3	412.2	357.3	1,060.0	259.4	162.6	558.3	1,212.9	1,015.9	962.5	343.8	1,133.4
Jan-07	8,011.9	6.7	645.7	406.6	355.7	1,018.2	249.6	160.2	546.7	1,194.1	1,005.8	955.1	343.7	1,123.8
Feb-07	8,078.5	6.8	646.7	407.0	358.2	1,012.8	249.2	161.2	550.3	1,209.5	1,016.8	977.5	347.4	1,135.1
Mar-07	8,142.9	6.7	650.8	406.8	359.3	1,019.4	250.5	161.8	552.3	1,220.6	1,022.1	1,000.1	351.9	1,140.6
Apr-07	8,094.9	6.8	633.0	404.0	357.9	1,013.6	251.8	162.4	550.0	1,208.9	1,024.1	995.2	348.0	1,139.2
May-07	8,089.6	6.8	632.6	403.5	358.8	1,018.1	251.1	163.1	550.5	1,204.9	1,026.5	989.9	348.2	1,135.6
Jun-07	7,981.0	6.9	634.7	402.9	358.6	1,013.6	250.6	163.4	551.7	1,202.7	1,024.4	981.5	349.0	1,041.0
Jul-07	7,872.1	6.6	614.7	397.1	354.7	1,003.8	248.4	161.7	548.2	1,182.1	1,011.2	960.4	342.1	1,041.1
Aug-07	7,971.5	6.7	396.3	396.3	354.6	1,005.1	248.9	161.4	546.5	1,185.7	1,022.9	959.8	341.6	1,130.1
Sep-07	7,958.2	6.6	604.3	394.3	354.4	1,004.6	249.6	160.0	543.3	1,179.0	1,030.8	951.7	341.4	1,138.2
Oct-07	7,947.3	6.6	588.9	391.0	354.9	1,006.8	250.1	159.8	541.1	1,178.3	1,034.1	948.2	341.9	1,145.6
Nov-07	8,020.1	6.7	582.9	389.7	355.9	1,042.2	253.7	159.8	542.0	1,183.7	1,040.6	967.1	344.5	1,151.3
Dec-07	8,053.2	6.7	576.9	389.2	357.5	1,056.2	258.9	160.3	543.7	1,187.5	1,045.4	974.6	346.9	1,149.4
Jan-08	7,871.8	6.6	550.1	384.2	351.9	1,014.4	250.1	158.7	533.4	1,140.8	1,035.6	962.2	343.5	1,140.3
Feb-08	7,927.8	6.6	549.3	383.8	353.5	1,007.5	250.7	159.2	534.2	1,155.9	1,045.2	984.0	346.1	1,151.8
Mar-08	7,949.4	6.5	546.3	381.7	353.0	1,008.5	251.1	159.0	534.2	1,160.0	1,049.7	1,002.0	348.2	1,149.2
Apr-08	7,865.8	6.4	526.8	378.0	349.2	995.8	248.8	157.7	528.5	1,142.7	1,047.4	993.8	343.8	1,146.9
May-08	7,834.3	6.3	524.5	376.8	349.5	992.8	248.1	157.9	527.8	1,134.5	1,050.1	982.2	342.9	1,140.9
Jun-08	7,693.3	6.2	522.8	375.5	347.8	985.9	245.1	157.4	525.7	1,127.3	1,043.2	970.8	340.9	1,044.7
Jul-08	7,583.2	6.1	506.8	369.4	343.4	974.9	242.4	156.5	520.9	1,106.2	1,031.6	947.3	333.9	1,043.8
Aug-08	7,657.8	6.1	501.7	368.0	342.4	973.5	242.5	155.2	518.4	1,105.1	1,039.4	940.1	332.3	1,133.1
Sep-08	7,629.2	6.0	496.7	365.7	341.5	967.3	240.6	152.9	513.9	1,102.1	1,045.7	927.1	327.5	1,142.2
Oct-08	7,600.6	5.9	482.1	360.5	339.7	966.0	240.9	152.4	509.9	1,098.3	1,051.8	922.8	324.4	1,145.9
Nov-08	7,607.9	5.8	471.1	356.9	338.2	983.3	242.1	152.0	507.6	1,092.2	1,058.8	933.4	321.7	1,144.8
Dec-08	7,607.2	5.8	461.0	352.4	338.0	992.1	247.9	151.0	508.1	1,091.1	1,063.3	937.3	319.7	1,139.5
Jan-09	7,398.8	5.7	429.8	345.1	329.0	944.2	238.2	147.9	493.7	1,047.7	1,046.3	922.2	315.9	1,133.1
Feb-09	7,398.3	5.6	421.9	339.7	327.8	934.5	235.9	147.5	491.7	1,048.5	1,053.1	936.8	316.1	1,139.2
Mar-09	7,393.7	5.5	417.1	335.5	324.8	930.3	234.5	146.5	489.9	1,045.8	1,057.2	952.7	317.0	1,136.9
Apr-09	7,345.7	5.5	402.7	328.8	321.2	920.6	231.6	144.9	487.3	1,037.2	1,057.0	949.7	316.6	1,142.6
May-09	7,305.7	5.5	398.5	326.4	320.3	919.7	230.3	144.1	486.6	1,032.0	1,060.0	936.0	315.8	1,130.5
Jun-09	7,173.6	5.5	396.3	324.5	317.7	915.5	228.5	143.7	486.0	1,030.1	1,053.7	922.4	314.3	1,035.4

**Nonfarm Jobs**

**Florida**

(monthly)

Not Seasonally Adjusted  
Thousands

TWU = Transportation, Warehousing and Utilities

	Total	Mining and Logging	Construction	Manufacturing	Whlse Trade	Retail Trade	TWU	Information	Finance	Professional and Business Services	Education and Health Services	Leisure and Hospitality	Other Services	Gov't
Jul-09	7,085.2	5.4	386.5	318.3	313.4	906.1	225.6	141.5	481.7	1,015.7	1,045.1	901.6	310.1	1,034.2
Aug-09	7,152.8	5.4	381.7	316.9	312.5	906.5	224.8	140.3	479.7	1,016.2	1,052.0	894.0	309.1	1,113.7
Sep-09	7,147.2	5.4	377.3	314.9	311.0	905.8	224.0	138.4	475.3	1,016.9	1,060.0	886.1	308.2	1,123.9
Oct-09	7,172.5	5.4	370.4	313.1	311.7	910.7	224.1	137.9	475.6	1,026.1	1,073.7	885.7	309.5	1,128.6
Nov-09	7,226.3	5.4	364.6	313.1	312.4	938.4	225.5	137.8	476.0	1,034.8	1,080.2	896.4	309.9	1,131.8
Dec-09	7,245.7	5.4	361.1	312.4	313.8	949.9	230.9	137.9	477.2	1,037.7	1,082.6	901.1	310.4	1,125.3
Jan-10	7,116.9	5.3	343.2	307.8	307.3	917.4	223.6	136.3	469.1	1,016.5	1,068.2	892.5	307.8	1,121.9
Feb-10	7,167.4	5.3	344.9	307.6	308.3	914.0	224.5	136.0	470.3	1,028.6	1,075.6	914.4	309.9	1,128.0
Mar-10	7,214.5	5.2	347.2	307.8	308.9	917.5	225.1	136.8	472.0	1,036.6	1,080.4	937.0	311.6	1,128.4
Apr-10	7,227.1	5.3	349.0	307.2	308.4	919.8	225.5	135.8	470.1	1,036.5	1,081.0	941.2	312.5	1,134.8
May-10	7,252.9	5.3	349.5	308.7	309.9	921.3	224.8	135.6	470.7	1,036.5	1,082.6	932.7	312.2	1,163.1
Jun-10	7,131.7	5.4	351.7	309.2	308.4	922.1	223.9	135.6	472.0	1,040.9	1,075.5	925.0	312.0	1,050.0
Jul-10	7,066.7	5.3	354.3	307.8	305.3	915.6	222.3	135.2	470.6	1,031.9	1,065.8	906.4	310.3	1,035.9
Aug-10	7,152.6	5.4	352.3	307.2	305.7	919.7	222.1	135.0	470.0	1,036.6	1,069.9	903.6	309.6	1,115.5
Sep-10	7,135.8	5.4	348.3	306.1	304.6	915.9	221.5	134.2	466.8	1,035.2	1,074.5	895.8	308.5	1,119.0
Oct-10	7,169.0	5.4	339.0	304.9	305.5	923.2	222.5	134.7	467.5	1,031.6	1,084.4	912.1	312.0	1,126.2
Nov-10	7,219.6	5.4	334.4	303.5	306.3	940.1	225.1	136.0	468.1	1,046.9	1,091.3	920.5	312.3	1,129.7
Dec-10	7,244.3	5.5	332.8	304.4	308.6	949.3	231.3	133.9	469.3	1,047.6	1,098.5	930.6	310.6	1,121.9
Jan-11	7,144.4	5.5	326.1	300.5	305.1	926.8	222.7	131.9	464.2	1,022.9	1,088.3	923.3	306.7	1,120.4
Feb-11	7,215.6	5.5	328.9	302.8	306.6	919.1	224.5	133.2	464.7	1,042.4	1,099.7	947.1	310.8	1,130.3
Mar-11	7,254.5	5.5	327.3	306.0	304.9	926.6	228.2	132.6	467.9	1,045.3	1,102.7	966.3	311.9	1,129.3
Apr-11	7,267.1	5.6	328.6	306.6	304.4	932.5	226.6	131.5	466.4	1,048.1	1,100.6	975.6	310.6	1,130.0
May-11	7,268.5	5.5	337.0	307.2	305.0	934.3	228.0	130.7	468.6	1,046.1	1,104.6	971.6	311.7	1,118.2
Jun-11	7,165.1	5.5	342.1	309.2	300.9	929.6	228.4	130.8	470.2	1,048.6	1,089.1	970.3	314.8	1,025.6
Jul-11	7,115.6	5.5	336.5	307.0	301.0	930.2	225.9	128.9	470.0	1,037.3	1,081.9	959.5	312.0	1,019.9
Aug-11	7,186.5	5.4	333.3	305.7	300.5	935.2	226.4	129.2	470.8	1,039.5	1,087.8	952.0	308.2	1,092.5
Sep-11	7,218.0	5.7	334.3	306.7	299.9	932.4	228.7	128.8	469.7	1,046.0	1,106.9	947.9	309.9	1,101.1
Oct-11	7,266.7	5.7	328.9	308.3	302.4	941.6	229.0	129.5	470.1	1,057.2	1,114.1	952.2	310.3	1,117.4
Nov-11	7,317.6	5.7	328.3	308.6	304.3	971.3	232.2	130.0	475.9	1,062.7	1,124.1	949.0	308.3	1,117.2

**Nonfarm Jobs**

**Florida** (monthly)

Not Seasonally Adjusted  
12-Month Change, Thousands

TWU = Transportation, Warehousing and Utilities

	Total	Mining and Logging	Construction	Manufacturing	Whlse Trade	Retail Trade	TWU	Information	Finance	Professional and Business Services	Education and Health Services	Leisure and Hospitality	Other Services	Gov't
Jan-81	160.8	NA	NA	NA	NA	NA	NA	NA	NA	NA	NA	NA	NA	NA
Feb-81	156.3	NA	NA	NA	NA	NA	NA	NA	NA	NA	NA	NA	NA	NA
Mar-81	167.1	NA	NA	NA	NA	NA	NA	NA	NA	NA	NA	NA	NA	NA
Apr-81	186.0	NA	NA	NA	NA	NA	NA	NA	NA	NA	NA	NA	NA	NA
May-81	186.9	NA	NA	NA	NA	NA	NA	NA	NA	NA	NA	NA	NA	NA
Jun-81	194.2	NA	NA	NA	NA	NA	NA	NA	NA	NA	NA	NA	NA	NA
Jul-81	174.5	NA	NA	NA	NA	NA	NA	NA	NA	NA	NA	NA	NA	NA
Aug-81	150.0	NA	NA	NA	NA	NA	NA	NA	NA	NA	NA	NA	NA	NA
Sep-81	164.8	NA	NA	NA	NA	NA	NA	NA	NA	NA	NA	NA	NA	NA
Oct-81	141.9	NA	NA	NA	NA	NA	NA	NA	NA	NA	NA	NA	NA	NA
Nov-81	125.7	NA	NA	NA	NA	NA	NA	NA	NA	NA	NA	NA	NA	NA
Dec-81	109.4	NA	NA	NA	NA	NA	NA	NA	NA	NA	NA	NA	NA	NA
Jan-82	95.4	NA	NA	NA	NA	NA	NA	NA	NA	NA	NA	NA	NA	NA
Feb-82	69.9	NA	NA	NA	NA	NA	NA	NA	NA	NA	NA	NA	NA	NA
Mar-82	62.0	NA	NA	NA	NA	NA	NA	NA	NA	NA	NA	NA	NA	NA
Apr-82	41.0	NA	NA	NA	NA	NA	NA	NA	NA	NA	NA	NA	NA	NA
May-82	22.7	NA	NA	NA	NA	NA	NA	NA	NA	NA	NA	NA	NA	NA
Jun-82	4.1	NA	NA	NA	NA	NA	NA	NA	NA	NA	NA	NA	NA	NA
Jul-82	3.5	NA	NA	NA	NA	NA	NA	NA	NA	NA	NA	NA	NA	NA
Aug-82	14.2	NA	NA	NA	NA	NA	NA	NA	NA	NA	NA	NA	NA	NA
Sep-82	-11.9	NA	NA	NA	NA	NA	NA	NA	NA	NA	NA	NA	NA	NA
Oct-82	-7.9	NA	NA	NA	NA	NA	NA	NA	NA	NA	NA	NA	NA	NA
Nov-82	3.7	NA	NA	NA	NA	NA	NA	NA	NA	NA	NA	NA	NA	NA
Dec-82	14.4	NA	NA	NA	NA	NA	NA	NA	NA	NA	NA	NA	NA	NA
Jan-83	16.7	NA	NA	NA	NA	NA	NA	NA	NA	NA	NA	NA	NA	NA
Feb-83	26.8	NA	NA	NA	NA	NA	NA	NA	NA	NA	NA	NA	NA	NA
Mar-83	37.1	NA	NA	NA	NA	NA	NA	NA	NA	NA	NA	NA	NA	NA
Apr-83	79.4	NA	NA	NA	NA	NA	NA	NA	NA	NA	NA	NA	NA	NA
May-83	106.0	NA	NA	NA	NA	NA	NA	NA	NA	NA	NA	NA	NA	NA
Jun-83	131.6	NA	NA	NA	NA	NA	NA	NA	NA	NA	NA	NA	NA	NA
Jul-83	164.2	NA	NA	NA	NA	NA	NA	NA	NA	NA	NA	NA	NA	NA
Aug-83	164.0	NA	NA	NA	NA	NA	NA	NA	NA	NA	NA	NA	NA	NA
Sep-83	225.5	NA	NA	NA	NA	NA	NA	NA	NA	NA	NA	NA	NA	NA
Oct-83	239.9	NA	NA	NA	NA	NA	NA	NA	NA	NA	NA	NA	NA	NA
Nov-83	260.4	NA	NA	NA	NA	NA	NA	NA	NA	NA	NA	NA	NA	NA
Dec-83	270.8	NA	NA	NA	NA	NA	NA	NA	NA	NA	NA	NA	NA	NA
Jan-84	303.2	NA	NA	NA	NA	NA	NA	NA	NA	NA	NA	NA	NA	NA
Feb-84	309.2	NA	NA	NA	NA	NA	NA	NA	NA	NA	NA	NA	NA	NA
Mar-84	328.9	NA	NA	NA	NA	NA	NA	NA	NA	NA	NA	NA	NA	NA
Apr-84	304.5	NA	NA	NA	NA	NA	NA	NA	NA	NA	NA	NA	NA	NA
May-84	313.8	NA	NA	NA	NA	NA	NA	NA	NA	NA	NA	NA	NA	NA
Jun-84	314.0	NA	NA	NA	NA	NA	NA	NA	NA	NA	NA	NA	NA	NA
Jul-84	291.2	NA	NA	NA	NA	NA	NA	NA	NA	NA	NA	NA	NA	NA
Aug-84	303.7	NA	NA	NA	NA	NA	NA	NA	NA	NA	NA	NA	NA	NA
Sep-84	284.6	NA	NA	NA	NA	NA	NA	NA	NA	NA	NA	NA	NA	NA
Oct-84	275.0	NA	NA	NA	NA	NA	NA	NA	NA	NA	NA	NA	NA	NA
Nov-84	283.5	NA	NA	NA	NA	NA	NA	NA	NA	NA	NA	NA	NA	NA
Dec-84	274.0	NA	NA	NA	NA	NA	NA	NA	NA	NA	NA	NA	NA	NA
Jan-85	244.8	NA	NA	NA	NA	NA	NA	NA	NA	NA	NA	NA	NA	NA
Feb-85	240.4	NA	NA	NA	NA	NA	NA	NA	NA	NA	NA	NA	NA	NA
Mar-85	230.3	NA	NA	NA	NA	NA	NA	NA	NA	NA	NA	NA	NA	NA
Apr-85	223.2	NA	NA	NA	NA	NA	NA	NA	NA	NA	NA	NA	NA	NA
May-85	218.8	NA	NA	NA	NA	NA	NA	NA	NA	NA	NA	NA	NA	NA
Jun-85	202.0	NA	NA	NA	NA	NA	NA	NA	NA	NA	NA	NA	NA	NA
Jul-85	190.7	NA	NA	NA	NA	NA	NA	NA	NA	NA	NA	NA	NA	NA
Aug-85	194.6	NA	NA	NA	NA	NA	NA	NA	NA	NA	NA	NA	NA	NA

**Nonfarm Jobs**

**Florida (monthly)**

Not Seasonally Adjusted  
12-Month Change, Thousands

TWU = Transportation, Warehousing and Utilities

	Total	Mining and Logging	Construction	Manufacturing	Whlse Trade	Retail Trade	TWU	Information	Finance	Professional and Business Services	Education and Health Services	Leisure and Hospitality	Other Services	Gov't
Sep-85	176.1	NA	NA	NA	NA	NA	NA	NA	NA	NA	NA	NA	NA	NA
Oct-85	188.0	NA	NA	NA	NA	NA	NA	NA	NA	NA	NA	NA	NA	NA
Nov-85	182.5	NA	NA	NA	NA	NA	NA	NA	NA	NA	NA	NA	NA	NA
Dec-85	178.2	NA	NA	NA	NA	NA	NA	NA	NA	NA	NA	NA	NA	NA
Jan-86	175.6	NA	NA	NA	NA	NA	NA	NA	NA	NA	NA	NA	NA	NA
Feb-86	181.6	NA	NA	NA	NA	NA	NA	NA	NA	NA	NA	NA	NA	NA
Mar-86	174.1	NA	NA	NA	NA	NA	NA	NA	NA	NA	NA	NA	NA	NA
Apr-86	176.4	NA	NA	NA	NA	NA	NA	NA	NA	NA	NA	NA	NA	NA
May-86	177.3	NA	NA	NA	NA	NA	NA	NA	NA	NA	NA	NA	NA	NA
Jun-86	172.9	NA	NA	NA	NA	NA	NA	NA	NA	NA	NA	NA	NA	NA
Jul-86	184.1	NA	NA	NA	NA	NA	NA	NA	NA	NA	NA	NA	NA	NA
Aug-86	192.6	NA	NA	NA	NA	NA	NA	NA	NA	NA	NA	NA	NA	NA
Sep-86	200.3	NA	NA	NA	NA	NA	NA	NA	NA	NA	NA	NA	NA	NA
Oct-86	209.0	NA	NA	NA	NA	NA	NA	NA	NA	NA	NA	NA	NA	NA
Nov-86	211.8	NA	NA	NA	NA	NA	NA	NA	NA	NA	NA	NA	NA	NA
Dec-86	217.1	NA	NA	NA	NA	NA	NA	NA	NA	NA	NA	NA	NA	NA
Jan-87	215.1	NA	NA	NA	NA	NA	NA	NA	NA	NA	NA	NA	NA	NA
Feb-87	224.4	NA	NA	NA	NA	NA	NA	NA	NA	NA	NA	NA	NA	NA
Mar-87	232.8	NA	NA	NA	NA	NA	NA	NA	NA	NA	NA	NA	NA	NA
Apr-87	245.8	NA	NA	NA	NA	NA	NA	NA	NA	NA	NA	NA	NA	NA
May-87	243.7	NA	NA	NA	NA	NA	NA	NA	NA	NA	NA	NA	NA	NA
Jun-87	260.6	NA	NA	NA	NA	NA	NA	NA	NA	NA	NA	NA	NA	NA
Jul-87	266.7	NA	NA	NA	NA	NA	NA	NA	NA	NA	NA	NA	NA	NA
Aug-87	247.0	NA	NA	NA	NA	NA	NA	NA	NA	NA	NA	NA	NA	NA
Sep-87	263.3	NA	NA	NA	NA	NA	NA	NA	NA	NA	NA	NA	NA	NA
Oct-87	265.2	NA	NA	NA	NA	NA	NA	NA	NA	NA	NA	NA	NA	NA
Nov-87	258.8	NA	NA	NA	NA	NA	NA	NA	NA	NA	NA	NA	NA	NA
Dec-87	260.9	NA	NA	NA	NA	NA	NA	NA	NA	NA	NA	NA	NA	NA
Jan-88	221.5	NA	NA	NA	NA	NA	NA	NA	NA	NA	NA	NA	NA	NA
Feb-88	236.7	NA	NA	NA	NA	NA	NA	NA	NA	NA	NA	NA	NA	NA
Mar-88	239.1	NA	NA	NA	NA	NA	NA	NA	NA	NA	NA	NA	NA	NA
Apr-88	213.4	NA	NA	NA	NA	NA	NA	NA	NA	NA	NA	NA	NA	NA
May-88	212.6	NA	NA	NA	NA	NA	NA	NA	NA	NA	NA	NA	NA	NA
Jun-88	213.2	NA	NA	NA	NA	NA	NA	NA	NA	NA	NA	NA	NA	NA
Jul-88	191.1	NA	NA	NA	NA	NA	NA	NA	NA	NA	NA	NA	NA	NA
Aug-88	198.7	NA	NA	NA	NA	NA	NA	NA	NA	NA	NA	NA	NA	NA
Sep-88	222.4	NA	NA	NA	NA	NA	NA	NA	NA	NA	NA	NA	NA	NA
Oct-88	205.9	NA	NA	NA	NA	NA	NA	NA	NA	NA	NA	NA	NA	NA
Nov-88	243.3	NA	NA	NA	NA	NA	NA	NA	NA	NA	NA	NA	NA	NA
Dec-88	223.9	NA	NA	NA	NA	NA	NA	NA	NA	NA	NA	NA	NA	NA
Jan-89	218.1	NA	NA	NA	NA	NA	NA	NA	NA	NA	NA	NA	NA	NA
Feb-89	218.1	NA	NA	NA	NA	NA	NA	NA	NA	NA	NA	NA	NA	NA
Mar-89	217.9	NA	NA	NA	NA	NA	NA	NA	NA	NA	NA	NA	NA	NA
Apr-89	201.9	NA	NA	NA	NA	NA	NA	NA	NA	NA	NA	NA	NA	NA
May-89	207.1	NA	NA	NA	NA	NA	NA	NA	NA	NA	NA	NA	NA	NA
Jun-89	210.1	NA	NA	NA	NA	NA	NA	NA	NA	NA	NA	NA	NA	NA
Jul-89	191.9	NA	NA	NA	NA	NA	NA	NA	NA	NA	NA	NA	NA	NA
Aug-89	201.5	NA	NA	NA	NA	NA	NA	NA	NA	NA	NA	NA	NA	NA
Sep-89	186.6	NA	NA	NA	NA	NA	NA	NA	NA	NA	NA	NA	NA	NA
Oct-89	165.0	NA	NA	NA	NA	NA	NA	NA	NA	NA	NA	NA	NA	NA
Nov-89	143.3	NA	NA	NA	NA	NA	NA	NA	NA	NA	NA	NA	NA	NA
Dec-89	169.9	NA	NA	NA	NA	NA	NA	NA	NA	NA	NA	NA	NA	NA
Jan-90	156.8	NA	NA	NA	NA	NA	NA	NA	NA	NA	NA	NA	NA	NA
Feb-90	155.5	NA	NA	NA	NA	NA	NA	NA	NA	NA	NA	NA	NA	NA
Mar-90	157.7	NA	NA	NA	NA	NA	NA	NA	NA	NA	NA	NA	NA	NA
Apr-90	161.2	NA	NA	NA	NA	NA	NA	NA	NA	NA	NA	NA	NA	NA

**Nonfarm Jobs**

**Florida** (monthly)

Not Seasonally Adjusted  
12-Month Change, Thousands

TWU = Transportation, Warehousing and Utilities

	Total	Mining and Logging	Construction	Manufacturing	Whlse Trade	Retail Trade	TWU	Information	Finance	Professional and Business Services	Education and Health Services	Leisure and Hospitality	Other Services	Gov't
May-90	163.2	NA	NA	NA	NA	NA	NA	NA	NA	NA	NA	NA	NA	NA
Jun-90	143.9	NA	NA	NA	NA	NA	NA	NA	NA	NA	NA	NA	NA	NA
Jul-90	121.8	NA	NA	NA	NA	NA	NA	NA	NA	NA	NA	NA	NA	NA
Aug-90	110.1	NA	NA	NA	NA	NA	NA	NA	NA	NA	NA	NA	NA	NA
Sep-90	79.3	NA	NA	NA	NA	NA	NA	NA	NA	NA	NA	NA	NA	NA
Oct-90	75.9	NA	NA	NA	NA	NA	NA	NA	NA	NA	NA	NA	NA	NA
Nov-90	50.5	NA	NA	NA	NA	NA	NA	NA	NA	NA	NA	NA	NA	NA
Dec-90	10.7	NA	NA	NA	NA	NA	NA	NA	NA	NA	NA	NA	NA	NA
Jan-91	-32.9	-2.1	-50.2	-32.5	2.4	-13.6	4.0	1.1	-7.2	19.9	28.2	-15.7	1.3	31.5
Feb-91	-69.8	-2.3	-55.5	-34.2	0.2	-14.9	-2.3	0.3	-11.1	15.3	28.5	-20.5	-0.3	27.0
Mar-91	-92.4	-2.3	-57.9	-34.8	0.2	-15.5	-4.8	0.5	-12.6	10.2	26.0	-21.7	-0.4	20.7
Apr-91	-101.8	-6.9	-55.1	-32.8	-1.7	-16.7	-2.5	-0.3	-12.6	4.4	30.8	-25.5	0.1	17.0
May-91	-112.1	-6.9	-53.1	-34.5	-1.6	-17.9	-1.2	0.2	-13.1	2.6	31.1	-25.1	0.5	6.9
Jun-91	-127.8	-6.9	-55.1	-34.6	-2.7	-19.3	-2.3	0.5	-14.4	-2.7	28.6	-26.6	-0.3	8.0
Jul-91	-111.1	-7.0	-54.6	-33.7	-2.0	-18.2	1.1	1.5	-14.0	3.1	31.5	-26.9	-0.6	8.7
Aug-91	-104.5	-7.1	-51.0	-30.8	-2.3	-19.4	0.9	1.3	-14.5	2.8	29.4	-27.8	0.0	14.0
Sep-91	-102.6	-6.8	-49.3	-27.9	-2.1	-15.4	1.0	1.4	-14.9	2.4	27.9	-24.9	-0.4	6.4
Oct-91	-101.8	-6.5	-47.3	-24.5	0.3	-17.6	1.2	-1.2	-13.0	-1.4	27.4	-20.4	0.7	0.5
Nov-91	-81.5	-6.5	-41.2	-21.5	1.5	-14.6	-1.6	-1.1	-12.9	1.6	28.8	-20.1	0.9	5.2
Dec-91	-78.2	-6.4	-37.3	-22.4	2.6	-15.0	-6.4	-1.5	-13.0	4.9	26.7	-18.5	2.5	5.6
Jan-92	-24.6	-0.8	-28.7	-15.4	-2.4	-16.8	-2.5	-1.3	-2.1	17.9	24.5	-5.4	4.1	4.3
Feb-92	-10.5	-0.8	-25.8	-13.7	-1.1	-12.1	4.5	-1.0	-0.9	16.1	23.9	-7.6	4.3	3.7
Mar-92	35.2	-0.7	-23.2	-11.6	-0.9	-13.6	6.6	0.2	-0.9	18.5	27.6	-5.6	3.6	35.2
Apr-92	40.1	-0.4	-17.7	-8.1	1.4	-7.2	4.4	-1.1	1.0	26.0	29.4	3.7	4.9	3.8
May-92	45.0	-0.3	-16.3	-7.1	1.5	-5.2	2.4	-1.2	1.4	26.1	28.4	7.8	5.5	2.0
Jun-92	58.9	-0.4	-14.0	-5.9	2.9	-4.4	2.8	-1.8	1.8	25.5	28.1	10.3	6.5	7.5
Jul-92	74.0	-0.5	-9.1	0.0	3.8	-0.1	0.4	-2.0	3.4	19.1	29.2	12.2	7.7	9.9
Aug-92	50.6	-0.5	-10.4	-4.0	2.5	0.6	-0.7	-2.0	1.5	13.2	28.5	15.2	6.6	0.1
Sep-92	85.6	-0.6	-3.1	-3.3	2.4	0.8	-1.1	-1.9	1.3	18.6	28.3	15.8	6.9	21.5
Oct-92	126.8	-0.6	10.1	-0.7	4.0	4.0	0.0	-0.2	4.7	27.4	29.0	23.3	8.8	17.0
Nov-92	129.8	-0.5	13.2	-1.0	4.4	8.9	2.6	-0.2	4.8	22.4	27.4	26.3	9.2	12.3
Dec-92	159.0	-0.5	18.5	2.8	5.0	14.1	7.6	0.9	6.7	27.9	31.4	23.6	8.8	12.2
Jan-93	157.4	-0.3	17.0	4.2	7.0	17.7	6.8	1.0	2.5	27.3	29.2	27.6	7.7	9.7
Feb-93	195.1	-0.1	22.4	7.3	8.5	23.1	6.9	2.0	3.8	30.8	31.6	34.3	9.4	15.1
Mar-93	167.1	-0.2	22.2	7.4	9.6	25.3	6.5	2.4	4.4	29.8	31.7	34.5	9.6	-16.1
Apr-93	230.0	-0.3	22.1	7.6	9.1	27.9	8.1	3.3	5.1	51.4	28.6	37.8	10.0	19.3
May-93	217.1	-0.3	20.9	7.8	9.2	23.5	8.5	2.7	4.5	51.7	29.2	38.8	8.8	11.8
Jun-93	227.4	-0.2	22.3	7.3	9.3	25.7	8.4	3.4	5.5	54.7	31.5	37.8	9.6	12.1
Jul-93	225.8	-0.3	20.2	3.3	8.8	24.3	8.2	3.1	8.5	57.6	31.0	36.8	10.6	13.7
Aug-93	234.3	-0.3	19.1	5.1	9.7	24.7	8.3	3.3	10.0	62.8	30.7	36.4	10.4	14.1
Sep-93	230.4	-0.3	15.5	4.0	9.9	28.1	8.8	3.5	11.2	63.0	34.1	38.0	11.5	3.1
Oct-93	226.9	-0.6	6.8	5.0	8.4	31.3	7.3	3.3	9.9	65.6	35.2	26.1	10.3	18.3
Nov-93	216.5	-0.4	4.9	2.3	8.4	27.7	8.3	2.8	10.9	67.9	35.6	23.1	9.5	15.5
Dec-93	226.6	-0.4	5.9	1.9	8.3	28.3	9.3	2.1	11.1	67.6	34.4	26.9	9.5	21.7
Jan-94	223.1	0.1	5.6	-2.0	6.6	28.3	10.1	3.6	15.2	62.2	33.8	26.2	7.8	25.6
Feb-94	217.1	0.2	5.4	-3.8	6.2	25.2	9.0	3.0	14.5	67.0	34.8	23.4	6.8	25.4
Mar-94	230.3	0.3	7.8	-6.0	5.9	26.2	9.1	2.3	16.0	73.3	36.4	25.9	7.0	26.1
Apr-94	212.0	0.2	7.7	-6.3	7.7	22.7	5.4	3.5	15.5	63.0	37.4	23.6	6.1	25.5
May-94	221.4	0.3	9.9	-6.1	7.4	25.7	8.2	4.1	14.8	66.6	38.2	19.6	6.0	26.7
Jun-94	225.7	0.3	11.5	-4.3	7.2	25.6	6.4	4.5	15.0	69.3	37.7	19.8	5.2	27.5
Jul-94	215.7	0.3	14.0	-3.6	7.0	22.0	8.1	5.6	12.5	70.5	36.7	17.3	4.2	21.1
Aug-94	221.8	0.4	16.3	-3.3	7.5	27.2	9.9	6.2	12.2	69.8	38.3	15.7	3.7	17.9
Sep-94	251.8	0.3	18.1	-1.7	8.8	31.0	9.1	6.4	12.6	67.2	40.1	17.2	3.7	39.0
Oct-94	210.9	0.3	13.7	-5.6	7.7	27.1	7.7	5.2	9.0	67.2	34.3	15.5	3.9	24.9
Nov-94	268.5	0.2	16.2	-3.1	7.8	33.8	7.4	6.0	8.7	69.3	35.5	17.3	4.2	65.2
Dec-94	236.8	0.2	17.0	-2.4	7.6	33.3	8.3	5.7	9.1	75.7	35.8	19.5	4.4	22.6

# Nonfarm Jobs

## Florida

(monthly)

Not Seasonally Adjusted  
12-Month Change, Thousands

TWU = Transportation, Warehousing and Utilities

	Total	Mining and Logging	Construction	Manufacturing	Whlse Trade	Retail Trade	TWU	Information	Finance	Professional and Business Services	Education and Health Services	Leisure and Hospitality	Other Services	Gov't
Jan-95	224.4	0.2	20.5	2.8	11.2	35.3	4.8	3.3	6.7	61.9	39.8	16.6	4.7	16.6
Feb-95	231.2	0.2	19.0	4.4	11.9	34.5	5.3	4.0	7.5	62.0	40.4	18.3	4.9	18.8
Mar-95	231.5	0.1	18.3	7.0	12.5	33.1	5.5	4.7	7.4	60.7	40.2	16.2	5.5	20.3
Apr-95	187.4	0.3	18.2	6.0	9.3	24.8	6.0	3.0	5.4	54.9	30.6	8.6	5.2	15.1
May-95	199.3	0.2	16.6	5.5	10.0	26.8	3.9	3.6	5.7	60.3	30.0	12.0	6.4	18.3
Jun-95	196.6	0.2	15.5	4.0	10.2	27.5	4.1	4.3	6.1	59.6	30.1	14.9	6.2	13.9
Jul-95	169.3	0.3	11.7	3.8	8.5	27.8	3.3	1.2	4.9	53.9	24.6	18.5	5.6	5.2
Aug-95	179.4	0.3	11.6	4.4	9.4	26.2	2.8	1.5	5.5	64.1	24.1	16.8	6.4	6.3
Sep-95	181.8	0.5	10.6	5.2	9.3	26.6	4.7	1.9	7.0	61.0	23.7	17.1	7.6	6.6
Oct-95	190.3	0.4	11.9	7.8	9.7	27.1	6.1	1.8	5.1	66.1	27.1	20.3	5.7	1.2
Nov-95	167.2	0.5	12.3	8.0	9.2	25.9	6.8	1.9	7.2	73.7	27.9	23.2	6.1	-35.5
Dec-95	202.4	0.6	10.4	7.5	9.7	28.6	6.6	3.4	6.0	67.4	29.3	21.5	5.0	6.4
Jan-96	173.9	0.2	19.8	4.0	6.3	21.2	5.1	2.8	3.4	60.1	10.7	24.7	5.3	10.3
Feb-96	176.0	0.1	23.0	4.3	6.5	17.9	6.7	2.5	3.5	65.7	8.1	23.0	6.8	7.9
Mar-96	202.3	0.2	23.2	3.3	5.8	20.7	6.5	3.0	3.1	70.5	5.4	24.3	5.9	30.4
Apr-96	174.8	-0.1	19.5	4.3	5.0	21.1	4.7	4.4	4.7	69.4	8.8	24.3	3.3	5.4
May-96	179.6	0.0	20.9	5.7	5.4	22.2	5.3	4.9	7.7	67.7	9.2	22.0	3.9	4.7
Jun-96	167.6	0.0	19.3	5.8	5.0	18.3	6.3	4.0	7.1	64.5	7.8	23.0	3.3	3.2
Jul-96	185.7	-0.1	13.0	7.9	7.2	26.0	6.8	4.1	8.4	84.1	12.0	11.7	2.5	2.1
Aug-96	198.6	-0.1	13.8	9.0	6.6	26.5	6.7	3.9	10.6	81.8	11.7	16.6	3.4	8.1
Sep-96	190.5	-0.1	12.1	7.4	5.5	20.2	5.4	4.1	9.3	91.4	7.8	17.9	2.1	7.4
Oct-96	203.7	-0.1	22.4	6.7	6.1	17.9	4.2	3.7	13.6	77.3	6.6	28.4	4.4	12.5
Nov-96	197.7	-0.2	20.8	6.4	7.1	18.5	4.6	3.9	12.0	76.6	5.2	23.6	4.6	14.6
Dec-96	196.5	-0.1	18.7	6.2	7.3	16.2	4.0	3.3	14.1	79.4	2.3	25.8	5.6	13.7
Jan-97	230.9	-0.2	11.3	10.5	11.4	19.0	6.5	5.6	10.5	87.7	18.6	21.7	8.1	20.2
Feb-97	209.8	-1.2	5.8	8.4	11.0	15.1	6.1	6.7	11.1	85.0	18.0	22.6	6.8	14.4
Mar-97	178.6	-2.4	5.5	7.0	10.5	13.5	5.7	6.0	13.5	88.3	19.7	18.1	7.0	-13.8
Apr-97	238.6	-3.4	9.1	3.6	14.4	25.0	8.4	4.8	18.4	94.1	22.0	17.8	11.1	13.3
May-97	235.2	-4.5	8.3	1.4	14.4	23.4	7.1	7.3	18.9	91.7	21.4	19.1	10.8	15.9
Jun-97	238.5	-5.5	9.2	-0.6	14.2	22.7	6.8	4.7	19.3	102.0	22.5	13.6	11.2	18.4
Jul-97	247.3	-6.5	17.3	-2.1	12.6	7.4	5.9	6.3	21.6	102.0	21.8	27.4	14.5	19.1
Aug-97	242.1	-7.4	16.8	-2.5	11.8	6.3	-2.8	8.4	20.6	103.5	23.6	29.6	15.8	18.4
Sep-97	249.6	-8.4	19.3	-4.6	13.7	8.3	6.1	7.0	22.8	101.4	25.1	30.3	15.9	12.7
Oct-97	244.6	-9.5	16.2	-4.8	14.0	20.0	9.6	6.9	18.7	108.3	23.7	11.6	12.8	17.1
Nov-97	224.5	-10.5	15.2	-4.6	13.9	9.9	8.4	6.7	19.7	105.1	23.8	11.7	12.0	13.2
Dec-97	233.1	-11.6	19.4	-2.5	14.6	14.1	9.5	7.6	21.2	97.7	25.4	9.0	11.9	16.8
Jan-98	243.0	-0.5	12.9	-3.6	11.9	21.6	8.0	10.9	30.0	90.0	27.0	9.4	8.5	16.9
Feb-98	247.5	0.5	16.3	-3.2	12.9	20.9	7.2	10.8	29.5	92.8	28.6	8.0	8.5	14.7
Mar-98	239.0	1.7	16.2	-2.7	13.6	22.0	6.1	10.6	27.5	84.8	27.3	4.9	9.4	17.6
Apr-98	209.7	3.0	16.4	-5.2	8.8	15.9	6.2	12.0	21.7	81.1	19.5	12.2	5.9	12.2
May-98	203.8	4.1	15.3	-4.4	8.9	13.2	7.5	10.2	18.6	80.6	19.6	12.5	5.8	11.9
Jun-98	220.3	5.1	16.2	-1.4	9.6	19.9	7.9	13.4	18.4	79.2	17.6	18.5	6.5	9.4
Jul-98	218.8	6.1	19.4	-4.3	10.9	38.0	8.6	12.5	21.1	55.2	17.2	17.2	4.3	12.6
Aug-98	198.7	7.0	17.0	-6.3	11.3	36.4	16.9	9.9	18.1	53.0	16.4	11.7	1.7	5.6
Sep-98	191.7	8.0	15.6	-3.5	9.3	39.6	9.7	11.9	15.2	50.6	13.0	8.5	1.4	12.4
Oct-98	227.6	9.2	14.5	-2.4	10.6	34.6	12.5	14.4	20.2	55.9	15.7	25.8	5.1	11.5
Nov-98	233.1	10.3	14.4	-3.3	9.4	40.2	14.1	15.0	17.8	57.8	13.0	26.4	4.9	13.1
Dec-98	231.5	11.2	15.7	-5.9	7.3	34.8	12.6	14.4	16.4	69.4	11.8	26.2	4.1	13.5
Jan-99	174.2	-0.2	16.4	-8.3	4.8	26.7	8.3	16.3	13.2	74.2	6.2	11.5	4.0	1.1
Feb-99	194.2	-0.2	17.0	-7.3	3.6	30.4	7.3	17.1	13.5	81.1	5.3	13.6	4.3	8.5
Mar-99	197.0	-0.4	16.6	-6.9	3.0	30.1	7.8	14.7	12.8	87.8	6.3	14.0	3.4	7.8
Apr-99	210.6	-0.8	15.9	-3.0	6.0	28.0	5.0	13.0	12.3	91.8	5.4	20.3	3.7	13.0
May-99	207.3	-0.9	15.9	-2.9	4.3	28.4	3.7	13.1	12.3	92.2	4.7	21.3	3.7	11.5
Jun-99	211.2	-0.8	15.7	-3.6	3.5	26.8	3.3	14.1	12.8	94.0	5.6	23.5	4.8	11.5
Jul-99	177.3	-0.7	11.0	-2.2	3.1	19.6	3.9	12.3	10.6	89.1	5.4	15.4	4.2	5.6
Aug-99	185.1	-0.6	11.8	-2.5	2.1	21.0	4.4	12.9	11.7	89.5	5.8	16.0	5.0	8.0

# Nonfarm Jobs

## Florida

(monthly)

Not Seasonally Adjusted  
12-Month Change, Thousands

TWU = Transportation, Warehousing and Utilities

	Total	Mining and Logging	Construction	Manufacturing	Whlse Trade	Retail Trade	TWU	Information	Finance	Professional and Business Services	Education and Health Services	Leisure and Hospitality	Other Services	Gov't
Sep-99	175.6	-0.9	11.4	-4.4	2.0	18.5	1.9	13.0	8.6	87.9	5.9	16.5	5.5	9.7
Oct-99	171.7	-0.6	12.2	-2.6	0.8	15.3	-1.0	12.9	10.2	92.7	4.9	5.9	6.0	15.0
Nov-99	186.8	-0.8	12.7	-2.6	1.2	22.1	-0.9	13.8	11.6	89.3	7.8	7.0	7.4	18.2
Dec-99	196.0	-0.9	11.9	-1.1	3.7	22.6	-0.9	14.5	11.2	93.7	8.3	4.9	8.3	19.8
Jan-00	226.4	-0.3	21.4	-3.9	8.3	28.8	3.6	5.9	8.8	94.3	10.6	11.2	11.8	25.9
Feb-00	209.3	-0.3	21.4	-3.6	7.3	31.1	3.1	4.7	7.0	83.7	11.4	8.4	11.6	23.5
Mar-00	235.8	-0.1	23.3	-1.7	8.9	30.8	3.0	9.3	9.3	86.5	12.9	12.7	13.0	27.9
Apr-00	236.5	-0.1	18.8	-0.7	8.0	30.2	5.7	7.8	11.2	71.3	18.5	16.2	15.2	34.4
May-00	263.3	0.0	20.9	-0.6	9.6	34.2	6.0	6.9	12.7	71.6	19.0	12.4	15.9	54.7
Jun-00	200.0	0.0	23.8	1.1	11.4	36.4	6.0	7.5	16.1	67.3	21.1	9.7	15.4	-15.8
Jul-00	267.9	-0.2	25.5	3.5	11.3	28.7	5.5	11.7	9.3	77.0	24.4	18.2	15.9	37.1
Aug-00	363.3	-0.3	27.1	3.2	12.3	32.4	4.8	12.4	10.1	78.8	26.7	16.7	14.9	124.2
Sep-00	298.6	0.0	30.7	4.4	14.0	28.2	6.6	12.4	15.1	87.1	30.0	17.5	15.9	36.7
Oct-00	255.1	-0.2	22.8	-1.3	11.1	24.3	3.1	12.0	11.8	64.8	30.2	31.9	14.9	29.7
Nov-00	251.5	-0.3	23.5	-2.3	10.6	24.9	2.2	10.8	11.7	66.6	29.9	32.4	12.9	28.6
Dec-00	233.9	-0.2	21.7	-4.0	9.8	22.7	3.1	10.2	10.6	56.9	31.6	33.0	11.9	26.6
Jan-01	177.2	-0.5	19.3	-5.3	4.0	10.4	-0.5	10.2	6.1	43.2	24.2	35.8	7.2	23.1
Feb-01	185.8	-0.5	17.6	-9.1	4.6	6.7	-0.7	10.0	7.7	52.4	25.2	37.9	7.3	26.7
Mar-01	168.1	-0.6	15.4	-12.3	3.3	9.6	-0.6	7.2	7.1	45.4	23.3	38.9	6.8	24.6
Apr-01	149.1	-0.4	17.2	-15.1	3.6	5.3	0.5	8.6	9.2	40.4	27.7	26.3	5.2	20.6
May-01	119.2	-0.4	16.1	-18.0	2.0	0.8	-0.6	6.9	7.7	36.3	28.8	32.0	5.1	2.5
Jun-01	105.4	-0.6	15.1	-22.4	-0.9	-6.6	-1.1	3.1	5.0	30.0	30.2	27.1	6.0	20.5
Jul-01	82.2	-0.5	15.7	-27.6	-2.1	-2.3	-1.1	-0.7	7.7	24.1	25.2	19.0	4.6	20.2
Aug-01	77.2	-0.7	16.2	-28.3	-2.8	-7.1	-1.3	-3.3	7.8	17.2	26.1	20.0	5.9	27.5
Sep-01	42.9	-0.8	11.5	-32.1	-4.9	-7.9	-2.9	-6.9	5.6	4.4	25.3	17.5	4.8	29.3
Oct-01	20.5	-1.1	16.5	-32.4	-4.3	-10.7	-3.7	-8.6	5.2	5.0	27.0	1.3	2.8	23.5
Nov-01	-10.1	-1.0	15.7	-34.5	-5.5	-17.3	-6.6	-10.2	4.4	-3.4	26.4	-5.4	4.9	22.4
Dec-01	-34.5	-1.0	13.2	-35.1	-6.6	-23.1	-8.0	-11.4	3.0	-10.9	27.3	-7.8	5.8	20.1
Jan-02	-7.6	-1.0	7.4	-33.6	-1.6	-11.5	-6.3	-10.0	9.4	-6.2	26.1	-9.8	10.3	19.2
Feb-02	-22.8	-0.9	5.7	-33.1	-2.1	-15.2	-6.8	-11.5	8.3	-8.5	25.2	-10.3	10.4	16.0
Mar-02	-23.1	-1.0	5.1	-32.1	-3.1	-17.7	-6.0	-11.9	6.1	-6.6	27.8	-9.6	11.4	14.5
Apr-02	-8.3	-0.9	6.5	-31.0	-4.2	-12.2	-7.0	-12.3	3.0	3.7	23.6	-1.4	9.8	14.1
May-02	-0.2	-1.0	7.3	-30.1	-2.7	-10.2	-6.9	-11.9	3.2	4.5	23.6	-2.8	9.7	17.1
Jun-02	-18.7	-0.9	2.9	-28.4	-2.1	-12.0	-7.4	-12.1	2.0	0.3	20.1	1.5	8.3	9.1
Jul-02	-9.0	-0.9	-0.5	-25.7	-0.8	-12.4	-7.4	-11.4	4.1	4.5	19.7	1.6	9.1	11.1
Aug-02	-3.6	-0.7	2.4	-24.7	-0.3	-11.1	-7.9	-10.9	4.1	-5.6	21.4	4.9	9.8	15.0
Sep-02	6.5	-0.8	3.1	-22.9	0.2	-10.2	-8.2	-9.9	4.3	-2.7	21.1	5.3	9.8	17.4
Oct-02	45.4	-0.7	6.8	-21.0	1.6	-8.3	-7.1	-8.6	5.9	5.1	22.4	15.7	13.3	20.3
Nov-02	66.2	-0.6	8.5	-18.9	3.4	-11.2	-5.6	-8.0	8.0	15.6	23.8	20.6	13.6	17.0
Dec-02	82.5	-0.6	9.8	-19.0	3.8	-4.5	-6.6	-8.1	8.6	21.9	22.0	23.9	13.0	18.3
Jan-03	87.7	-0.2	11.7	-16.6	1.5	-10.5	-5.3	-8.8	6.4	26.1	30.3	23.0	11.3	18.8
Feb-03	87.4	-0.4	15.0	-17.1	1.1	-7.9	-6.0	-8.0	6.0	23.0	32.8	17.9	11.7	19.3
Mar-03	81.2	-0.3	15.6	-17.7	0.8	-10.6	-7.7	-7.8	6.4	25.6	31.0	16.6	11.0	18.3
Apr-03	75.9	-0.4	14.8	-19.6	2.3	-9.8	-7.3	-7.9	9.9	22.0	33.0	9.6	13.0	16.3
May-03	68.5	-0.2	17.1	-19.2	0.9	-8.4	-7.9	-7.2	10.9	11.6	33.1	7.7	11.8	18.3
Jun-03	68.1	-0.2	20.5	-19.4	1.0	-6.2	-9.0	-7.1	11.4	10.6	32.5	7.1	10.9	16.0
Jul-03	79.9	-0.1	23.7	-20.0	2.1	0.3	-9.4	-5.8	12.1	2.9	35.4	14.7	7.0	17.0
Aug-03	74.2	0.0	22.3	-19.6	2.0	-1.1	-8.6	-5.2	13.1	10.4	34.8	13.0	4.3	8.8
Sep-03	83.7	0.1	23.9	-17.8	2.3	1.4	-8.0	-5.3	13.9	9.1	36.4	16.6	4.8	6.3
Oct-03	99.0	0.2	20.7	-16.6	1.7	8.1	-7.4	-4.9	13.8	22.6	32.8	18.3	0.7	9.0
Nov-03	78.0	0.2	19.5	-17.8	1.3	8.9	-7.8	-4.8	11.0	11.3	29.3	19.6	-1.7	9.0
Dec-03	92.8	0.2	24.7	-16.0	2.5	8.5	-7.2	-4.7	13.2	10.2	30.4	23.1	-0.3	8.2
Jan-04	155.9	0.1	33.1	-12.5	6.0	17.1	-2.9	-4.2	14.6	22.7	32.4	34.3	3.3	11.9
Feb-04	172.4	0.2	36.2	-9.7	7.5	19.2	-1.1	-5.1	15.8	24.0	30.2	38.1	2.8	14.3
Mar-04	183.2	0.2	41.7	-6.9	8.7	21.5	-0.3	-4.4	17.2	23.7	28.6	38.7	1.0	13.5
Apr-04	244.8	0.3	48.6	-0.4	10.0	28.7	0.4	-3.3	19.5	45.7	32.6	45.2	3.6	13.9

# Nonfarm Jobs

## Florida

(monthly)

Not Seasonally Adjusted  
12-Month Change, Thousands

TWU = Transportation, Warehousing and Utilities

	Total	Mining and Logging	Construction	Manufacturing	Whlse Trade	Retail Trade	TWU	Information	Finance	Professional and Business Services	Education and Health Services	Leisure and Hospitality	Other Services	Gov't
May-04	244.8	0.0	46.1	1.4	11.4	29.2	0.9	-3.6	18.9	53.2	31.9	43.3	4.6	7.5
Jun-04	259.6	0.0	48.2	2.6	12.3	29.7	2.1	-2.8	18.2	62.0	29.8	41.0	6.9	9.6
Jul-04	288.7	0.0	52.9	6.8	11.5	31.6	4.0	-3.7	19.2	74.3	28.8	42.1	10.0	11.2
Aug-04	275.5	-0.1	50.4	6.3	11.3	26.5	5.4	-3.6	17.7	72.5	25.4	38.3	10.9	14.5
Sep-04	233.0	-0.1	48.9	4.2	9.7	18.2	5.2	-3.8	16.4	68.5	16.9	26.2	9.5	13.2
Oct-04	271.8	-0.2	56.3	4.6	12.4	21.2	7.9	-2.6	20.3	74.0	21.6	33.7	9.7	12.9
Nov-04	325.8	-0.1	61.5	6.7	14.0	30.2	10.4	-2.0	22.3	89.9	24.9	37.0	12.9	18.1
Dec-04	333.2	-0.1	62.2	7.0	13.3	30.6	11.6	-2.1	22.7	100.9	22.5	36.5	10.5	17.6
Jan-05	289.2	-0.1	56.6	4.2	12.3	29.2	8.6	-1.2	21.6	89.5	20.0	23.8	8.2	16.5
Feb-05	300.2	-0.1	57.6	4.3	12.2	34.3	9.0	0.2	22.5	91.3	20.7	24.5	8.0	15.7
Mar-05	280.8	-0.1	55.2	3.2	11.3	34.9	9.3	-0.7	21.0	81.6	19.6	22.3	8.0	15.2
Apr-05	287.1	0.0	60.0	3.2	13.6	38.0	9.9	-0.3	22.2	71.8	21.4	23.8	7.5	16.0
May-05	300.8	0.1	63.9	3.5	14.1	37.8	11.9	0.7	23.6	73.5	20.1	25.6	6.8	19.2
Jun-05	274.3	0.1	64.5	4.3	13.5	39.7	10.9	0.4	25.5	69.7	18.7	27.5	3.8	-4.3
Jul-05	292.5	0.1	66.3	4.1	14.3	42.1	9.7	1.1	25.6	73.9	22.1	20.6	4.1	8.5
Aug-05	321.8	0.1	69.5	4.7	14.5	47.5	8.1	1.0	26.5	82.7	25.8	25.8	4.0	11.6
Sep-05	389.0	-0.1	76.4	7.3	16.3	53.8	9.7	2.7	29.5	95.9	32.1	37.1	6.5	21.8
Oct-05	311.8	-0.2	68.5	6.8	13.4	45.3	6.5	0.3	27.7	64.8	26.6	23.9	4.0	24.2
Nov-05	284.2	-0.3	68.6	5.8	11.9	35.1	6.8	0.0	29.2	62.1	24.1	20.0	1.9	19.0
Dec-05	278.1	-0.2	68.6	6.0	13.1	34.1	6.9	-0.2	30.4	55.8	26.6	17.6	3.1	16.3
Jan-06	260.7	-0.5	64.4	8.0	11.1	34.9	6.5	-1.4	26.0	52.3	24.3	17.4	-1.5	19.2
Feb-06	252.4	-0.5	67.6	7.6	11.5	31.4	5.6	-1.4	26.3	46.0	23.9	17.2	-0.2	17.4
Mar-06	286.2	-0.4	72.0	7.5	12.7	34.3	6.0	-1.4	27.9	59.3	27.4	20.0	2.0	18.9
Apr-06	223.9	-0.5	63.2	4.1	10.5	24.0	4.1	-0.9	23.1	46.3	22.9	11.4	-0.2	15.9
May-06	223.5	-0.5	61.8	3.8	10.2	22.8	3.3	-1.5	22.4	52.8	25.4	12.4	1.4	9.2
Jun-06	232.9	-0.4	59.2	3.2	10.7	20.7	4.2	-0.9	20.0	58.0	28.2	10.9	4.2	14.9
Jul-06	180.0	-0.6	44.7	0.0	9.1	13.5	1.6	-0.8	14.3	47.1	23.8	11.4	1.8	14.1
Aug-06	179.8	-0.8	40.9	-1.0	9.2	10.6	3.2	-1.5	13.3	46.9	25.5	10.7	3.0	19.8
Sep-06	151.0	-0.5	31.3	-2.8	8.5	7.6	2.6	-3.0	10.1	42.9	25.2	9.0	2.9	17.2
Oct-06	146.0	-0.3	21.4	-5.4	9.0	7.5	1.9	-1.8	8.4	42.4	25.2	10.1	6.8	20.8
Nov-06	155.1	-0.2	10.6	-6.4	9.0	16.7	1.0	-1.8	5.9	41.5	28.4	16.3	8.3	25.8
Dec-06	138.6	-0.3	0.3	-7.4	8.2	13.5	3.1	-1.4	4.1	42.2	28.7	14.9	8.9	23.8
Jan-07	129.3	0.1	-11.7	-10.8	10.9	10.4	0.1	-0.3	2.4	44.0	29.9	17.7	13.1	23.5
Feb-07	121.2	0.2	-22.4	-12.2	10.7	8.7	-0.5	-0.1	1.8	44.3	32.5	20.8	13.2	24.2
Mar-07	105.1	0.0	-29.2	-13.8	9.8	7.6	-0.8	0.3	0.3	35.3	31.2	24.2	14.3	25.9
Apr-07	76.8	0.1	-47.8	-14.4	7.5	6.1	0.9	1.2	-2.7	27.0	33.0	26.5	11.6	27.8
May-07	53.7	0.1	-54.0	-16.2	6.7	9.6	0.0	0.8	-4.2	16.6	31.5	25.5	9.6	27.7
Jun-07	29.7	0.1	-57.1	-17.8	6.0	6.7	0.5	0.4	-4.5	7.7	32.0	21.3	7.5	26.9
Jul-07	-6.0	0.0	-68.9	-18.6	4.0	3.1	1.0	-1.0	-4.7	0.3	27.8	19.2	5.5	26.3
Aug-07	-23.3	0.3	-73.8	-19.3	3.0	2.8	-0.5	-0.6	-7.1	-5.8	28.7	17.2	4.6	27.2
Sep-07	-52.8	0.1	-79.5	-20.6	2.3	4.0	-0.6	-1.0	-8.3	-17.8	29.2	13.7	2.6	23.1
Oct-07	-65.5	0.1	-87.2	-20.4	2.0	-1.1	0.8	-1.0	-11.8	-10.4	30.6	13.5	2.7	16.7
Nov-07	-76.2	0.1	-89.1	-21.1	1.4	1.4	1.9	-2.0	-11.9	-18.0	30.5	13.3	2.7	14.6
Dec-07	-100.0	0.1	-91.4	-23.0	0.2	-3.8	-0.5	-2.3	-14.6	-25.4	29.5	12.1	3.1	16.0
Jan-08	-140.1	-0.1	-95.6	-22.4	-3.8	-3.8	0.5	-1.5	-13.3	-53.3	29.8	7.1	-0.2	16.5
Feb-08	-150.7	-0.2	-97.4	-23.2	-4.7	-5.3	1.5	-2.0	-16.1	-53.6	28.4	6.5	-1.3	16.7
Mar-08	-193.5	-0.2	-104.5	-25.1	-6.3	-10.9	0.6	-2.8	-18.1	-60.6	27.6	1.9	-3.7	8.6
Apr-08	-229.1	-0.4	-106.2	-26.0	-8.7	-17.8	-3.0	-4.7	-21.5	-66.2	23.3	-1.4	-4.2	7.7
May-08	-255.3	-0.5	-108.1	-26.7	-9.3	-25.3	-3.0	-5.2	-22.7	-70.4	23.6	-7.7	-5.3	5.3
Jun-08	-287.7	-0.7	-111.9	-27.4	-10.8	-27.7	-5.5	-6.0	-26.0	-75.4	18.8	-10.7	-8.1	3.7
Jul-08	-288.9	-0.5	-107.9	-27.7	-11.3	-28.9	-6.0	-5.2	-27.3	-75.9	20.4	-13.1	-8.2	2.7
Aug-08	-313.7	-0.6	-110.2	-28.3	-12.2	-31.6	-6.4	-6.2	-28.1	-80.6	16.5	-19.7	-9.3	3.0
Sep-08	-329.0	-0.6	-107.6	-28.6	-12.9	-37.3	-9.0	-7.1	-29.4	-76.9	14.9	-24.6	-13.9	4.0
Oct-08	-346.7	-0.7	-106.8	-30.5	-15.2	-40.8	-9.2	-7.4	-31.2	-80.0	17.7	-25.4	-17.5	0.3
Nov-08	-412.2	-0.9	-111.8	-32.8	-17.7	-58.9	-11.6	-7.8	-34.4	-91.5	18.2	-33.7	-22.8	-6.5
Dec-08	-446.0	-0.9	-115.9	-36.8	-19.5	-64.1	-11.0	-9.3	-35.6	-96.4	17.9	-37.3	-27.2	-9.9

## Nonfarm Jobs

### Florida

(monthly)

Not Seasonally Adjusted  
12-Month Change, Thousands

TWU = Transportation, Warehousing and Utilities

	Total	Mining and Logging	Construction	Manufacturing	Whlse Trade	Retail Trade	TWU	Information	Finance	Professional and Business Services	Education and Health Services	Leisure and Hospitality	Other Services	Gov't
Jan-09	-473.0	-0.9	-120.3	-39.1	-22.9	-70.2	-11.9	-10.8	-39.7	-93.1	10.7	-40.0	-27.6	-7.2
Feb-09	-529.5	-1.0	-127.4	-44.1	-25.7	-73.0	-14.8	-11.7	-42.5	-107.4	7.9	-47.2	-30.0	-12.6
Mar-09	-555.7	-1.0	-129.2	-46.2	-28.2	-78.2	-16.6	-12.5	-44.3	-114.2	7.5	-49.3	-31.2	-12.3
Apr-09	-520.1	-0.9	-124.1	-49.2	-28.0	-75.2	-17.2	-12.8	-41.2	-105.5	9.6	-44.1	-27.2	-4.3
May-09	-528.6	-0.8	-126.0	-50.4	-29.2	-73.1	-17.8	-13.8	-41.2	-102.5	9.9	-46.2	-27.1	-10.4
Jun-09	-519.7	-0.7	-126.5	-51.0	-30.1	-70.4	-16.6	-13.7	-39.7	-97.2	10.5	-48.4	-26.6	-9.3
Jul-09	-498.0	-0.7	-120.3	-51.1	-30.0	-68.8	-16.8	-15.0	-39.2	-90.5	13.5	-45.7	-23.8	-9.6
Aug-09	-505.0	-0.7	-120.0	-51.1	-29.9	-67.0	-17.7	-14.9	-38.7	-88.9	12.6	-46.1	-23.2	-19.4
Sep-09	-482.0	-0.6	-119.4	-50.8	-30.5	-61.5	-16.6	-14.5	-38.6	-85.2	14.3	-41.0	-19.3	-18.3
Oct-09	-428.1	-0.5	-111.7	-47.4	-28.0	-55.3	-16.8	-14.5	-34.3	-72.2	21.9	-37.1	-14.9	-17.3
Nov-09	-381.6	-0.4	-106.5	-43.8	-25.8	-44.9	-16.6	-14.2	-31.6	-57.4	21.4	-37.0	-11.8	-13.0
Dec-09	-361.5	-0.4	-99.9	-40.0	-24.2	-42.2	-17.0	-13.1	-30.9	-53.4	19.3	-36.2	-9.3	-14.2
Jan-10	-281.9	-0.4	-86.6	-37.3	-21.7	-26.8	-14.6	-11.6	-24.6	-31.2	21.9	-29.7	-8.1	-11.2
Feb-10	-230.9	-0.3	-77.0	-32.1	-19.5	-20.5	-11.4	-11.5	-21.4	-19.9	22.5	-22.4	-6.2	-11.2
Mar-10	-179.2	-0.3	-69.9	-27.7	-15.9	-12.8	-9.4	-9.7	-17.9	-9.2	23.2	-15.7	-5.4	-8.5
Apr-10	-118.6	-0.2	-53.7	-21.6	-12.8	-0.8	-6.1	-9.1	-17.2	-0.7	24.0	-9.1	-8.5	-7.8
May-10	-52.8	-0.2	-49.0	-17.7	-10.4	1.6	-5.5	-8.5	-15.9	4.5	22.6	-3.3	-3.6	32.6
Jun-10	-41.9	-0.1	-44.6	-15.3	-9.3	6.6	-4.6	-8.1	-14.0	10.8	21.8	2.6	-2.3	14.6
Jul-10	-18.5	-0.1	-32.2	-10.5	-8.1	9.5	-3.3	-6.3	-11.1	16.2	20.7	4.8	0.2	1.7
Aug-10	-0.2	0.0	-29.4	-9.7	-6.8	13.2	-2.7	-5.3	-9.7	20.4	17.9	9.6	0.5	1.8
Sep-10	-11.4	0.0	-29.0	-8.8	-6.4	10.1	-2.5	-4.2	-8.5	18.3	14.5	9.7	0.3	-4.9
Oct-10	-3.5	0.0	-31.4	-8.2	-6.2	12.5	-1.6	-3.2	-8.1	5.5	10.7	26.4	2.5	-2.4
Nov-10	-6.7	0.0	-30.2	-9.6	-6.1	1.7	-0.4	-1.8	-7.9	12.1	11.1	24.1	2.4	-2.1
Dec-10	-1.4	0.1	-28.3	-8.0	-5.2	-0.6	0.4	-4.0	-7.9	9.9	15.9	29.5	0.2	-3.4
Jan-11	27.5	0.2	-17.1	-7.3	-2.2	9.4	-0.9	-4.4	-4.9	6.4	20.1	30.8	-1.1	-1.5
Feb-11	48.2	0.2	-16.0	-4.8	-1.7	5.1	0.0	-2.8	-5.6	13.8	24.1	32.7	0.9	2.3
Mar-11	40.0	0.3	-19.9	-1.8	-4.0	9.1	3.1	-4.2	-4.1	8.7	22.3	29.3	0.3	0.9
Apr-11	40.0	0.3	-20.4	-0.6	-4.0	12.7	1.1	-4.3	-3.7	11.6	19.6	34.4	-1.9	-4.8
May-11	15.6	0.2	-12.5	-1.5	-4.9	13.0	3.2	-4.9	-2.1	9.6	22.0	38.9	-0.5	-44.9
Jun-11	33.4	0.1	-9.6	0.0	-7.5	7.5	4.5	-4.8	-1.8	7.7	13.6	45.3	2.8	-24.4
Jul-11	48.9	0.2	-17.8	-0.8	-4.3	14.6	3.6	-6.3	-0.6	5.4	16.1	53.1	1.7	-16.0
Aug-11	33.9	0.0	-19.0	-1.5	-5.2	15.5	4.3	-5.8	0.8	2.9	17.9	48.4	-1.4	-23.0
Sep-11	82.2	0.3	-14.0	0.6	-4.7	16.5	7.2	-5.4	2.9	10.8	32.4	52.1	1.4	-17.9
Oct-11	97.7	0.3	-10.1	3.4	-3.1	18.4	6.5	-5.2	2.6	25.6	29.7	40.1	-1.7	-8.8
Nov-11	98.0	0.3	-6.1	5.1	-2.0	31.2	7.1	-6.0	7.8	15.8	32.8	28.5	-4.0	-12.5

**Nonfarm Jobs**

**Florida**

(monthly)

Not Seasonally Adjusted  
12-Month % Change

TWU = Transportation, Warehousing and Utilities

	Total	Mining and Logging	Construction	Manufacturing	Whlse Trade	Retail Trade	TWU	Information	Finance	Professional and Business Services	Education and Health Services	Leisure and Hospitality	Other Services	Gov't
Jan-81	4.57%	NA	NA	NA	NA	NA	NA	NA	NA	NA	NA	NA	NA	NA
Feb-81	4.39%	NA	NA	NA	NA	NA	NA	NA	NA	NA	NA	NA	NA	NA
Mar-81	4.65%	NA	NA	NA	NA	NA	NA	NA	NA	NA	NA	NA	NA	NA
Apr-81	5.20%	NA	NA	NA	NA	NA	NA	NA	NA	NA	NA	NA	NA	NA
May-81	5.24%	NA	NA	NA	NA	NA	NA	NA	NA	NA	NA	NA	NA	NA
Jun-81	5.45%	NA	NA	NA	NA	NA	NA	NA	NA	NA	NA	NA	NA	NA
Jul-81	4.97%	NA	NA	NA	NA	NA	NA	NA	NA	NA	NA	NA	NA	NA
Aug-81	4.26%	NA	NA	NA	NA	NA	NA	NA	NA	NA	NA	NA	NA	NA
Sep-81	4.63%	NA	NA	NA	NA	NA	NA	NA	NA	NA	NA	NA	NA	NA
Oct-81	3.94%	NA	NA	NA	NA	NA	NA	NA	NA	NA	NA	NA	NA	NA
Nov-81	3.45%	NA	NA	NA	NA	NA	NA	NA	NA	NA	NA	NA	NA	NA
Dec-81	2.96%	NA	NA	NA	NA	NA	NA	NA	NA	NA	NA	NA	NA	NA
Jan-82	2.59%	NA	NA	NA	NA	NA	NA	NA	NA	NA	NA	NA	NA	NA
Feb-82	1.88%	NA	NA	NA	NA	NA	NA	NA	NA	NA	NA	NA	NA	NA
Mar-82	1.65%	NA	NA	NA	NA	NA	NA	NA	NA	NA	NA	NA	NA	NA
Apr-82	1.09%	NA	NA	NA	NA	NA	NA	NA	NA	NA	NA	NA	NA	NA
May-82	0.60%	NA	NA	NA	NA	NA	NA	NA	NA	NA	NA	NA	NA	NA
Jun-82	0.11%	NA	NA	NA	NA	NA	NA	NA	NA	NA	NA	NA	NA	NA
Jul-82	0.09%	NA	NA	NA	NA	NA	NA	NA	NA	NA	NA	NA	NA	NA
Aug-82	0.39%	NA	NA	NA	NA	NA	NA	NA	NA	NA	NA	NA	NA	NA
Sep-82	-0.32%	NA	NA	NA	NA	NA	NA	NA	NA	NA	NA	NA	NA	NA
Oct-82	-0.21%	NA	NA	NA	NA	NA	NA	NA	NA	NA	NA	NA	NA	NA
Nov-82	0.10%	NA	NA	NA	NA	NA	NA	NA	NA	NA	NA	NA	NA	NA
Dec-82	0.38%	NA	NA	NA	NA	NA	NA	NA	NA	NA	NA	NA	NA	NA
Jan-83	0.44%	NA	NA	NA	NA	NA	NA	NA	NA	NA	NA	NA	NA	NA
Feb-83	0.71%	NA	NA	NA	NA	NA	NA	NA	NA	NA	NA	NA	NA	NA
Mar-83	0.97%	NA	NA	NA	NA	NA	NA	NA	NA	NA	NA	NA	NA	NA
Apr-83	2.09%	NA	NA	NA	NA	NA	NA	NA	NA	NA	NA	NA	NA	NA
May-83	2.81%	NA	NA	NA	NA	NA	NA	NA	NA	NA	NA	NA	NA	NA
Jun-83	3.50%	NA	NA	NA	NA	NA	NA	NA	NA	NA	NA	NA	NA	NA
Jul-83	4.45%	NA	NA	NA	NA	NA	NA	NA	NA	NA	NA	NA	NA	NA
Aug-83	4.45%	NA	NA	NA	NA	NA	NA	NA	NA	NA	NA	NA	NA	NA
Sep-83	6.07%	NA	NA	NA	NA	NA	NA	NA	NA	NA	NA	NA	NA	NA
Oct-83	6.42%	NA	NA	NA	NA	NA	NA	NA	NA	NA	NA	NA	NA	NA
Nov-83	6.91%	NA	NA	NA	NA	NA	NA	NA	NA	NA	NA	NA	NA	NA
Dec-83	7.09%	NA	NA	NA	NA	NA	NA	NA	NA	NA	NA	NA	NA	NA
Jan-84	8.00%	NA	NA	NA	NA	NA	NA	NA	NA	NA	NA	NA	NA	NA
Feb-84	8.10%	NA	NA	NA	NA	NA	NA	NA	NA	NA	NA	NA	NA	NA
Mar-84	8.53%	NA	NA	NA	NA	NA	NA	NA	NA	NA	NA	NA	NA	NA
Apr-84	7.85%	NA	NA	NA	NA	NA	NA	NA	NA	NA	NA	NA	NA	NA
May-84	8.08%	NA	NA	NA	NA	NA	NA	NA	NA	NA	NA	NA	NA	NA
Jun-84	8.06%	NA	NA	NA	NA	NA	NA	NA	NA	NA	NA	NA	NA	NA
Jul-84	7.55%	NA	NA	NA	NA	NA	NA	NA	NA	NA	NA	NA	NA	NA
Aug-84	7.88%	NA	NA	NA	NA	NA	NA	NA	NA	NA	NA	NA	NA	NA
Sep-84	7.22%	NA	NA	NA	NA	NA	NA	NA	NA	NA	NA	NA	NA	NA
Oct-84	6.91%	NA	NA	NA	NA	NA	NA	NA	NA	NA	NA	NA	NA	NA
Nov-84	7.04%	NA	NA	NA	NA	NA	NA	NA	NA	NA	NA	NA	NA	NA
Dec-84	6.70%	NA	NA	NA	NA	NA	NA	NA	NA	NA	NA	NA	NA	NA
Jan-85	5.98%	NA	NA	NA	NA	NA	NA	NA	NA	NA	NA	NA	NA	NA
Feb-85	5.83%	NA	NA	NA	NA	NA	NA	NA	NA	NA	NA	NA	NA	NA
Mar-85	5.50%	NA	NA	NA	NA	NA	NA	NA	NA	NA	NA	NA	NA	NA
Apr-85	5.33%	NA	NA	NA	NA	NA	NA	NA	NA	NA	NA	NA	NA	NA
May-85	5.21%	NA	NA	NA	NA	NA	NA	NA	NA	NA	NA	NA	NA	NA
Jun-85	4.80%	NA	NA	NA	NA	NA	NA	NA	NA	NA	NA	NA	NA	NA
Jul-85	4.60%	NA	NA	NA	NA	NA	NA	NA	NA	NA	NA	NA	NA	NA
Aug-85	4.68%	NA	NA	NA	NA	NA	NA	NA	NA	NA	NA	NA	NA	NA
Sep-85	4.17%	NA	NA	NA	NA	NA	NA	NA	NA	NA	NA	NA	NA	NA
Oct-85	4.42%	NA	NA	NA	NA	NA	NA	NA	NA	NA	NA	NA	NA	NA
Nov-85	4.23%	NA	NA	NA	NA	NA	NA	NA	NA	NA	NA	NA	NA	NA
Dec-85	4.08%	NA	NA	NA	NA	NA	NA	NA	NA	NA	NA	NA	NA	NA
Jan-86	4.05%	NA	NA	NA	NA	NA	NA	NA	NA	NA	NA	NA	NA	NA
Feb-86	4.16%	NA	NA	NA	NA	NA	NA	NA	NA	NA	NA	NA	NA	NA

**Nonfarm Jobs**

**Florida**

(monthly)

Not Seasonally Adjusted  
12-Month % Change

TWU = Transportation, Warehousing and Utilities

	Total	Mining and Logging	Construction	Manufacturing	Whlse Trade	Retail Trade	TWU	Information	Finance	Professional and Business Services	Education and Health Services	Leisure and Hospitality	Other Services	Gov't
Mar-86	3.94%	NA	NA	NA	NA	NA	NA	NA	NA	NA	NA	NA	NA	NA
Apr-86	4.00%	NA	NA	NA	NA	NA	NA	NA	NA	NA	NA	NA	NA	NA
May-86	4.02%	NA	NA	NA	NA	NA	NA	NA	NA	NA	NA	NA	NA	NA
Jun-86	3.92%	NA	NA	NA	NA	NA	NA	NA	NA	NA	NA	NA	NA	NA
Jul-86	4.24%	NA	NA	NA	NA	NA	NA	NA	NA	NA	NA	NA	NA	NA
Aug-86	4.43%	NA	NA	NA	NA	NA	NA	NA	NA	NA	NA	NA	NA	NA
Sep-86	4.55%	NA	NA	NA	NA	NA	NA	NA	NA	NA	NA	NA	NA	NA
Oct-86	4.71%	NA	NA	NA	NA	NA	NA	NA	NA	NA	NA	NA	NA	NA
Nov-86	4.71%	NA	NA	NA	NA	NA	NA	NA	NA	NA	NA	NA	NA	NA
Dec-86	4.78%	NA	NA	NA	NA	NA	NA	NA	NA	NA	NA	NA	NA	NA
Jan-87	4.77%	NA	NA	NA	NA	NA	NA	NA	NA	NA	NA	NA	NA	NA
Feb-87	4.93%	NA	NA	NA	NA	NA	NA	NA	NA	NA	NA	NA	NA	NA
Mar-87	5.07%	NA	NA	NA	NA	NA	NA	NA	NA	NA	NA	NA	NA	NA
Apr-87	5.36%	NA	NA	NA	NA	NA	NA	NA	NA	NA	NA	NA	NA	NA
May-87	5.31%	NA	NA	NA	NA	NA	NA	NA	NA	NA	NA	NA	NA	NA
Jun-87	5.69%	NA	NA	NA	NA	NA	NA	NA	NA	NA	NA	NA	NA	NA
Jul-87	5.90%	NA	NA	NA	NA	NA	NA	NA	NA	NA	NA	NA	NA	NA
Aug-87	5.44%	NA	NA	NA	NA	NA	NA	NA	NA	NA	NA	NA	NA	NA
Sep-87	5.72%	NA	NA	NA	NA	NA	NA	NA	NA	NA	NA	NA	NA	NA
Oct-87	5.70%	NA	NA	NA	NA	NA	NA	NA	NA	NA	NA	NA	NA	NA
Nov-87	5.50%	NA	NA	NA	NA	NA	NA	NA	NA	NA	NA	NA	NA	NA
Dec-87	5.48%	NA	NA	NA	NA	NA	NA	NA	NA	NA	NA	NA	NA	NA
Jan-88	4.69%	NA	NA	NA	NA	NA	NA	NA	NA	NA	NA	NA	NA	NA
Feb-88	4.96%	NA	NA	NA	NA	NA	NA	NA	NA	NA	NA	NA	NA	NA
Mar-88	4.96%	NA	NA	NA	NA	NA	NA	NA	NA	NA	NA	NA	NA	NA
Apr-88	4.42%	NA	NA	NA	NA	NA	NA	NA	NA	NA	NA	NA	NA	NA
May-88	4.40%	NA	NA	NA	NA	NA	NA	NA	NA	NA	NA	NA	NA	NA
Jun-88	4.40%	NA	NA	NA	NA	NA	NA	NA	NA	NA	NA	NA	NA	NA
Jul-88	3.99%	NA	NA	NA	NA	NA	NA	NA	NA	NA	NA	NA	NA	NA
Aug-88	4.15%	NA	NA	NA	NA	NA	NA	NA	NA	NA	NA	NA	NA	NA
Sep-88	4.57%	NA	NA	NA	NA	NA	NA	NA	NA	NA	NA	NA	NA	NA
Oct-88	4.19%	NA	NA	NA	NA	NA	NA	NA	NA	NA	NA	NA	NA	NA
Nov-88	4.90%	NA	NA	NA	NA	NA	NA	NA	NA	NA	NA	NA	NA	NA
Dec-88	4.46%	NA	NA	NA	NA	NA	NA	NA	NA	NA	NA	NA	NA	NA
Jan-89	4.41%	NA	NA	NA	NA	NA	NA	NA	NA	NA	NA	NA	NA	NA
Feb-89	4.35%	NA	NA	NA	NA	NA	NA	NA	NA	NA	NA	NA	NA	NA
Mar-89	4.31%	NA	NA	NA	NA	NA	NA	NA	NA	NA	NA	NA	NA	NA
Apr-89	4.00%	NA	NA	NA	NA	NA	NA	NA	NA	NA	NA	NA	NA	NA
May-89	4.10%	NA	NA	NA	NA	NA	NA	NA	NA	NA	NA	NA	NA	NA
Jun-89	4.15%	NA	NA	NA	NA	NA	NA	NA	NA	NA	NA	NA	NA	NA
Jul-89	3.85%	NA	NA	NA	NA	NA	NA	NA	NA	NA	NA	NA	NA	NA
Aug-89	4.04%	NA	NA	NA	NA	NA	NA	NA	NA	NA	NA	NA	NA	NA
Sep-89	3.67%	NA	NA	NA	NA	NA	NA	NA	NA	NA	NA	NA	NA	NA
Oct-89	3.22%	NA	NA	NA	NA	NA	NA	NA	NA	NA	NA	NA	NA	NA
Nov-89	2.75%	NA	NA	NA	NA	NA	NA	NA	NA	NA	NA	NA	NA	NA
Dec-89	3.24%	NA	NA	NA	NA	NA	NA	NA	NA	NA	NA	NA	NA	NA
Jan-90	3.03%	NA	NA	NA	NA	NA	NA	NA	NA	NA	NA	NA	NA	NA
Feb-90	2.98%	NA	NA	NA	NA	NA	NA	NA	NA	NA	NA	NA	NA	NA
Mar-90	2.99%	NA	NA	NA	NA	NA	NA	NA	NA	NA	NA	NA	NA	NA
Apr-90	3.07%	NA	NA	NA	NA	NA	NA	NA	NA	NA	NA	NA	NA	NA
May-90	3.10%	NA	NA	NA	NA	NA	NA	NA	NA	NA	NA	NA	NA	NA
Jun-90	2.73%	NA	NA	NA	NA	NA	NA	NA	NA	NA	NA	NA	NA	NA
Jul-90	2.36%	NA	NA	NA	NA	NA	NA	NA	NA	NA	NA	NA	NA	NA
Aug-90	2.12%	NA	NA	NA	NA	NA	NA	NA	NA	NA	NA	NA	NA	NA
Sep-90	1.50%	NA	NA	NA	NA	NA	NA	NA	NA	NA	NA	NA	NA	NA
Oct-90	1.44%	NA	NA	NA	NA	NA	NA	NA	NA	NA	NA	NA	NA	NA
Nov-90	0.94%	NA	NA	NA	NA	NA	NA	NA	NA	NA	NA	NA	NA	NA
Dec-90	0.20%	NA	NA	NA	NA	NA	NA	NA	NA	NA	NA	NA	NA	NA
Jan-91	-0.62%	-16.54%	-11.98%	-6.28%	0.98%	-1.77%	2.05%	0.87%	-1.90%	6.09%	4.78%	-2.29%	0.57%	3.80%
Feb-91	-1.30%	-18.11%	-13.20%	-6.61%	0.08%	-1.95%	-1.17%	0.24%	-2.89%	4.53%	4.78%	-2.90%	-0.13%	3.20%
Mar-91	-1.70%	-18.11%	-13.69%	-6.72%	0.08%	-2.02%	-2.42%	0.39%	-3.27%	2.95%	4.34%	-2.99%	-0.17%	2.43%
Apr-91	-1.88%	-40.35%	-13.26%	-6.41%	-0.69%	-2.19%	-1.26%	-0.24%	-3.29%	1.28%	5.14%	-3.57%	0.04%	1.99%

**Nonfarm Jobs**

**Florida**

(monthly)

Not Seasonally Adjusted  
12-Month % Change

TWU = Transporation, Warehousing and Utilities

	Total	Mining and Logging	Construction	Manufacturing	Whlse Trade	Retail Trade	TWU	Information	Finance	Professional and Business Services	Education and Health Services	Leisure and Hospitality	Other Services	Gov't
May-91	-2.07%	-40.59%	-12.80%	-6.72%	-0.65%	-2.35%	-0.60%	0.16%	-3.41%	0.75%	5.17%	-3.56%	0.22%	0.79%
Jun-91	-2.36%	-40.59%	-13.21%	-6.74%	-1.09%	-2.53%	-1.15%	0.39%	-3.73%	-0.77%	4.75%	-3.80%	-0.13%	0.94%
Jul-91	-2.10%	-40.70%	-13.24%	-6.67%	-0.81%	-2.42%	0.55%	1.17%	-3.65%	0.90%	5.30%	-3.93%	-0.26%	1.09%
Aug-91	-1.97%	-41.28%	-12.38%	-6.09%	-0.93%	-2.57%	0.45%	1.02%	-3.76%	0.80%	4.90%	-4.07%	0.00%	1.77%
Sep-91	-1.92%	-40.00%	-12.09%	-5.54%	-0.85%	-2.05%	0.50%	1.10%	-3.88%	0.69%	4.58%	-3.70%	-0.17%	0.75%
Oct-91	-1.90%	-38.24%	-11.75%	-4.92%	0.12%	-2.31%	0.60%	-0.94%	-3.41%	-0.40%	4.46%	-3.08%	0.31%	0.06%
Nov-91	-1.51%	-38.69%	-10.41%	-4.32%	0.61%	-1.87%	-0.79%	-0.85%	-3.38%	0.45%	4.66%	-2.98%	0.39%	0.59%
Dec-91	-1.44%	-38.32%	-9.62%	-4.51%	1.05%	-1.87%	-3.11%	-1.15%	-3.40%	1.39%	4.30%	-2.71%	1.08%	0.64%
Jan-92	-0.46%	-7.55%	-7.78%	-3.18%	-0.97%	-2.22%	-1.26%	-1.02%	-0.56%	5.16%	3.96%	-0.81%	1.78%	0.50%
Feb-92	-0.20%	-7.69%	-7.07%	-2.83%	-0.45%	-1.61%	2.32%	-0.79%	-0.24%	4.56%	3.83%	-1.11%	1.86%	0.43%
Mar-92	0.66%	-6.73%	-6.35%	-2.40%	-0.36%	-1.81%	3.41%	0.16%	-0.24%	5.20%	4.41%	-0.80%	1.55%	4.03%
Apr-92	0.76%	-3.92%	-4.91%	-1.69%	0.57%	-0.97%	2.24%	-0.87%	0.27%	7.45%	4.67%	0.54%	2.11%	0.44%
May-92	0.85%	-2.97%	-4.50%	-1.48%	0.61%	-0.70%	1.21%	-0.94%	0.38%	7.50%	4.49%	1.15%	2.37%	0.23%
Jun-92	1.11%	-3.96%	-3.87%	-1.23%	1.18%	-0.59%	1.41%	-1.40%	0.48%	7.32%	4.45%	1.53%	2.79%	0.87%
Jul-92	1.43%	-4.90%	-2.54%	0.00%	1.56%	-0.01%	0.20%	-1.55%	0.92%	5.51%	4.66%	1.86%	3.34%	1.23%
Aug-92	0.97%	-4.95%	-2.88%	-0.84%	1.02%	0.08%	-0.35%	-1.55%	0.40%	3.76%	4.53%	2.32%	2.85%	0.01%
Sep-92	1.63%	-5.88%	-0.86%	-0.69%	0.98%	0.11%	-0.55%	-1.47%	0.35%	5.31%	4.45%	2.44%	3.00%	2.50%
Oct-92	2.41%	-5.71%	2.84%	-0.15%	1.62%	0.54%	0.00%	-0.16%	1.28%	7.84%	4.52%	3.62%	3.83%	1.95%
Nov-92	2.44%	-4.85%	3.72%	-0.21%	1.77%	1.16%	1.30%	-0.16%	1.30%	6.29%	4.23%	4.02%	3.98%	1.40%
Dec-92	2.97%	-4.85%	5.28%	0.59%	2.00%	1.79%	3.81%	0.70%	1.81%	7.81%	4.84%	3.55%	3.77%	1.39%
Jan-93	2.99%	-3.06%	5.00%	0.89%	2.87%	2.39%	3.47%	0.79%	0.68%	7.48%	4.54%	4.16%	3.29%	1.12%
Feb-93	3.68%	-1.04%	6.61%	1.55%	3.47%	3.13%	3.48%	1.58%	1.02%	8.35%	4.88%	5.05%	4.00%	1.73%
Mar-93	3.11%	-2.06%	6.49%	1.57%	3.90%	3.43%	3.24%	1.88%	1.18%	7.96%	4.85%	4.94%	4.06%	-1.77%
Apr-93	4.30%	-3.06%	6.45%	1.61%	3.69%	3.78%	4.03%	2.63%	1.37%	13.71%	4.34%	5.45%	4.22%	2.20%
May-93	4.06%	-3.06%	6.05%	1.65%	3.72%	3.18%	4.25%	2.14%	1.21%	13.82%	4.42%	5.64%	3.70%	1.34%
Jun-93	4.26%	-2.06%	6.41%	1.54%	3.75%	3.48%	4.17%	2.69%	1.47%	14.63%	4.78%	5.52%	4.01%	1.39%
Jul-93	4.30%	-3.09%	5.79%	0.70%	3.56%	3.31%	4.11%	2.44%	2.28%	15.75%	4.73%	5.50%	4.45%	1.68%
Aug-93	4.47%	-3.13%	5.45%	1.08%	3.93%	3.35%	4.16%	2.60%	2.69%	17.25%	4.67%	5.43%	4.37%	1.76%
Sep-93	4.32%	-3.12%	4.36%	0.85%	4.00%	3.81%	4.41%	2.76%	3.03%	17.07%	5.13%	5.73%	4.85%	0.35%
Oct-93	4.21%	-6.06%	1.86%	1.06%	3.35%	4.19%	3.62%	2.60%	2.65%	17.41%	5.25%	3.92%	4.31%	2.06%
Nov-93	3.97%	-4.08%	1.33%	0.48%	3.32%	3.57%	4.09%	2.19%	2.92%	17.94%	5.28%	3.39%	3.95%	1.74%
Dec-93	4.12%	-4.08%	1.60%	0.40%	3.26%	3.54%	4.49%	1.62%	2.95%	17.56%	5.06%	3.91%	3.92%	2.44%
Jan-94	4.11%	1.05%	1.57%	-0.42%	2.63%	3.74%	4.98%	2.82%	4.08%	15.86%	5.03%	3.79%	3.23%	2.93%
Feb-94	3.95%	2.11%	1.49%	-0.80%	2.45%	3.31%	4.39%	2.34%	3.86%	16.76%	5.12%	3.28%	2.78%	2.86%
Mar-94	4.15%	3.16%	2.14%	-1.25%	2.31%	3.43%	4.40%	1.77%	4.25%	18.13%	5.31%	3.53%	2.84%	2.92%
Apr-94	3.80%	2.11%	2.11%	-1.32%	3.01%	2.96%	2.58%	2.72%	4.12%	14.77%	5.44%	3.23%	2.47%	2.85%
May-94	3.98%	3.16%	2.70%	-1.27%	2.89%	3.37%	3.93%	3.18%	3.92%	15.64%	5.54%	2.69%	2.43%	3.00%
Jun-94	4.05%	3.16%	3.11%	-0.90%	2.80%	3.35%	3.05%	3.46%	3.95%	16.17%	5.46%	2.74%	2.09%	3.12%
Jul-94	3.93%	3.19%	3.80%	-0.76%	2.73%	2.90%	3.90%	4.30%	3.28%	16.66%	5.35%	2.45%	1.69%	2.54%
Aug-94	4.05%	4.30%	4.41%	-0.69%	2.92%	3.57%	4.76%	4.76%	3.19%	16.35%	5.56%	2.22%	1.49%	2.19%
Sep-94	4.52%	3.23%	4.88%	-0.36%	3.42%	4.05%	4.37%	4.90%	3.31%	15.55%	5.74%	2.45%	1.49%	4.40%
Oct-94	3.76%	3.23%	3.68%	-1.17%	2.97%	3.48%	3.68%	4.00%	2.35%	15.19%	4.86%	2.24%	1.57%	2.75%
Nov-94	4.74%	2.13%	4.35%	-0.65%	2.99%	4.21%	3.51%	4.60%	2.26%	15.53%	5.00%	2.46%	1.68%	7.18%
Dec-94	4.13%	2.13%	4.54%	-0.50%	2.89%	4.02%	3.84%	4.34%	2.35%	16.73%	5.01%	2.73%	1.75%	2.48%
Jan-95	3.97%	2.08%	5.65%	0.59%	4.35%	4.49%	2.25%	2.52%	1.73%	13.63%	5.64%	2.31%	1.88%	1.84%
Feb-95	4.05%	2.06%	5.18%	0.93%	4.59%	4.39%	2.48%	3.05%	1.92%	13.28%	5.65%	2.48%	1.95%	2.06%
Mar-95	4.01%	1.02%	4.92%	1.48%	4.78%	4.19%	2.55%	3.56%	1.88%	12.71%	5.57%	2.13%	2.17%	2.21%
Apr-95	3.24%	3.09%	4.88%	1.27%	3.53%	3.15%	2.80%	2.27%	1.38%	11.22%	4.22%	1.14%	2.05%	1.64%
May-95	3.44%	2.04%	4.41%	1.16%	3.79%	3.40%	1.80%	2.71%	1.45%	12.25%	4.12%	1.61%	2.53%	2.00%
Jun-95	3.39%	2.04%	4.06%	0.84%	3.86%	3.48%	1.90%	3.20%	1.55%	11.97%	4.13%	2.01%	2.44%	1.53%
Jul-95	2.97%	3.09%	3.06%	0.81%	3.23%	3.56%	1.53%	0.88%	1.24%	10.92%	3.40%	2.56%	2.21%	0.61%
Aug-95	3.15%	3.09%	3.01%	0.93%	3.56%	3.32%	1.29%	1.10%	1.39%	12.91%	3.32%	2.33%	2.54%	0.75%
Sep-95	3.13%	5.21%	2.72%	1.10%	3.49%	3.34%	2.16%	1.39%	1.78%	12.22%	3.21%	2.38%	3.01%	0.71%
Oct-95	3.27%	4.17%	3.08%	1.65%	3.64%	3.36%	2.81%	1.33%	1.30%	12.97%	3.66%	2.87%	2.25%	0.13%
Nov-95	2.82%	5.21%	3.16%	1.69%	3.42%	3.09%	3.11%	1.39%	1.83%	14.29%	3.74%	3.22%	2.40%	-3.65%
Dec-95	3.39%	6.25%	2.66%	1.57%	3.58%	3.32%	2.94%	2.48%	1.51%	12.76%	3.91%	2.93%	1.95%	0.69%
Jan-96	2.96%	2.04%	5.17%	0.84%	2.34%	2.58%	2.34%	2.08%	0.86%	11.64%	1.44%	3.36%	2.09%	1.12%
Feb-96	2.96%	1.01%	5.96%	0.90%	2.39%	2.18%	3.06%	1.85%	0.88%	12.43%	1.07%	3.04%	2.65%	0.85%
Mar-96	3.37%	2.02%	5.95%	0.69%	2.12%	2.52%	2.93%	2.19%	0.77%	13.09%	0.71%	3.14%	2.28%	3.23%
Apr-96	2.93%	-1.00%	4.99%	0.90%	1.84%	2.59%	2.13%	3.25%	1.18%	12.75%	1.16%	3.18%	1.28%	0.58%
May-96	3.00%	0.00%	5.32%	1.19%	1.97%	2.72%	2.40%	3.59%	1.94%	12.25%	1.21%	2.90%	1.51%	0.50%
Jun-96	2.80%	0.00%	4.86%	1.21%	1.82%	2.24%	2.86%	2.88%	1.77%	11.57%	1.03%	3.04%	1.27%	0.35%

**Nonfarm Jobs**

**Florida**

(monthly)

Not Seasonally Adjusted  
12-Month % Change

TWU = Transporation, Warehousing and Utilities

	Total	Mining and Logging	Construction	Manufacturing	Whlse Trade	Retail Trade	TWU	Information	Finance	Professional and Business Services	Education and Health Services	Leisure and Hospitality	Other Services	Gov't
Jul-96	3.17%	-1.00%	3.29%	1.66%	2.65%	3.22%	3.10%	2.99%	2.11%	15.36%	1.61%	1.58%	0.97%	0.25%
Aug-96	3.38%	-1.00%	3.47%	1.89%	2.41%	3.25%	3.04%	2.83%	2.65%	14.59%	1.56%	1.32%	0.96%	
Sep-96	3.18%	-0.99%	3.03%	1.54%	2.00%	2.45%	2.43%	2.95%	2.32%	16.31%	1.02%	2.43%	0.81%	0.79%
Oct-96	3.39%	-1.00%	5.63%	1.40%	2.21%	2.15%	1.89%	2.70%	3.42%	13.42%	0.86%	3.90%	1.70%	1.34%
Nov-96	3.24%	-1.98%	5.19%	1.33%	2.55%	2.14%	2.04%	2.82%	3.00%	13.00%	0.67%	3.17%	1.77%	1.56%
Dec-96	3.18%	-0.98%	4.65%	1.28%	2.60%	1.82%	1.73%	2.35%	3.50%	13.33%	0.30%	3.42%	2.15%	1.46%
Jan-97	3.82%	-2.00%	2.80%	2.19%	4.14%	2.26%	2.91%	4.08%	2.64%	15.22%	2.46%	2.86%	3.12%	2.18%
Feb-97	3.43%	-12.00%	1.42%	1.74%	3.96%	1.80%	2.70%	4.86%	2.77%	14.30%	2.36%	2.90%	2.59%	1.53%
Mar-97	2.88%	-23.76%	1.33%	1.45%	3.75%	1.60%	2.50%	4.29%	3.35%	14.50%	2.57%	2.26%	2.65%	-1.42%
Apr-97	3.88%	-34.34%	2.22%	0.75%	5.19%	3.00%	3.73%	3.44%	4.57%	15.33%	2.88%	2.26%	4.24%	1.41%
May-97	3.81%	-45.00%	2.01%	0.29%	5.16%	2.79%	3.14%	5.16%	4.66%	14.78%	2.79%	2.45%	4.11%	1.69%
Jun-97	3.87%	-55.00%	2.21%	-0.12%	5.08%	2.72%	3.00%	3.29%	4.74%	16.40%	2.94%	1.74%	4.25%	1.99%
Jul-97	4.09%	-65.66%	4.24%	-0.43%	4.52%	0.89%	2.61%	4.46%	5.30%	16.15%	2.87%	3.64%	5.55%	2.23%
Aug-97	3.98%	-74.75%	4.08%	-0.51%	4.21%	0.75%	-1.23%	5.92%	5.02%	16.11%	3.09%	3.92%	6.04%	2.17%
Sep-97	4.03%	-84.00%	4.69%	-0.94%	4.88%	0.98%	2.68%	4.90%	5.56%	15.56%	3.26%	4.02%	6.07%	1.35%
Oct-97	3.93%	-95.96%	3.86%	-0.99%	4.95%	2.35%	4.23%	4.90%	4.55%	16.58%	3.06%	1.53%	4.87%	1.81%
Nov-97	3.56%	-106.06%	3.60%	-0.94%	4.87%	1.12%	3.66%	4.71%	4.78%	15.78%	3.06%	1.52%	4.53%	1.39%
Dec-97	3.66%	-114.85%	4.61%	-0.51%	5.08%	1.56%	4.04%	5.29%	5.09%	14.47%	3.25%	1.15%	4.46%	1.76%
Jan-98	3.87%	-5.10%	3.11%	-0.74%	4.15%	2.51%	3.49%	7.63%	7.35%	13.55%	3.48%	1.20%	3.18%	1.78%
Feb-98	3.91%	5.68%	3.93%	-0.65%	4.47%	2.45%	3.10%	7.47%	7.16%	13.66%	3.66%	1.00%	3.15%	1.54%
Mar-98	3.74%	22.08%	3.87%	-0.55%	4.68%	2.57%	2.61%	7.27%	6.60%	12.16%	3.47%	0.60%	3.46%	1.84%
Apr-98	3.28%	46.15%	3.91%	-1.07%	3.02%	1.85%	2.66%	8.30%	5.16%	11.46%	2.48%	1.52%	2.16%	1.28%
May-98	3.18%	74.55%	3.62%	-0.90%	3.03%	1.53%	3.22%	6.86%	4.38%	11.32%	2.48%	1.56%	2.12%	1.24%
Jun-98	3.44%	113.33%	3.81%	-0.29%	3.27%	2.32%	3.39%	9.09%	4.31%	10.94%	2.23%	2.33%	2.37%	1.00%
Jul-98	3.47%	179.41%	4.57%	-0.89%	3.74%	4.52%	3.71%	8.47%	4.92%	7.52%	2.20%	2.20%	1.56%	1.44%
Aug-98	3.14%	280.00%	3.97%	-1.30%	3.87%	4.30%	7.53%	6.59%	4.20%	7.10%	2.09%	1.49%	0.61%	0.65%
Sep-98	2.98%	500.00%	3.62%	-0.73%	3.16%	4.65%	4.15%	7.94%	3.51%	6.72%	1.63%	1.08%	0.50%	1.30%
Oct-98	3.52%	2300.00%	3.32%	-0.50%	3.57%	3.97%	5.28%	9.75%	4.70%	7.34%	1.97%	3.36%	1.85%	1.20%
Nov-98	3.57%	-1716.67%	3.30%	-0.68%	3.14%	4.51%	5.92%	10.07%	4.12%	7.50%	1.62%	3.39%	1.77%	1.36%
Dec-98	3.51%	-746.67%	3.57%	-1.21%	2.42%	3.78%	5.15%	9.51%	3.74%	8.98%	1.46%	3.32%	1.47%	1.39%
Jan-99	2.67%	-2.15%	3.84%	-1.71%	1.61%	3.02%	3.49%	10.61%	3.01%	9.84%	1.46%	1.46%	1.45%	0.11%
Feb-99	2.95%	-2.15%	3.94%	-1.50%	1.19%	3.48%	3.05%	11.01%	3.06%	10.50%	0.65%	1.68%	1.55%	0.88%
Mar-99	2.97%	-4.26%	3.82%	-1.42%	0.99%	3.42%	3.25%	9.39%	2.88%	11.23%	0.77%	1.70%	1.21%	0.80%
Apr-99	3.19%	-8.42%	3.65%	-0.62%	2.00%	3.20%	2.09%	8.31%	2.78%	11.64%	0.67%	2.48%	1.33%	1.34%
May-99	3.14%	-9.38%	3.63%	-0.60%	1.42%	3.25%	1.54%	8.24%	2.78%	11.63%	0.58%	2.62%	1.32%	1.19%
Jun-99	3.19%	-8.33%	3.55%	-0.74%	1.15%	3.05%	1.37%	8.77%	2.88%	11.70%	0.69%	2.89%	1.71%	1.21%
Jul-99	2.72%	-7.37%	2.48%	-0.46%	1.03%	2.23%	1.62%	7.69%	2.36%	11.29%	0.68%	1.93%	1.50%	0.63%
Aug-99	2.84%	-6.32%	2.65%	-0.52%	0.69%	2.38%	1.82%	8.05%	2.60%	11.20%	0.72%	2.01%	1.79%	0.92%
Sep-99	2.65%	-9.37%	2.55%	-0.92%	0.66%	2.08%	0.78%	8.03%	1.92%	10.94%	0.73%	2.08%	1.97%	1.01%
Oct-99	2.57%	-6.25%	2.71%	-0.54%	0.26%	1.69%	-0.40%	7.96%	2.27%	11.34%	0.60%	0.74%	2.14%	1.54%
Nov-99	2.76%	-8.25%	2.81%	-0.54%	0.39%	2.37%	-0.36%	8.41%	2.58%	10.77%	0.96%	0.87%	2.63%	1.86%
Dec-99	2.87%	-9.28%	2.61%	-0.23%	1.20%	2.37%	-0.35%	8.75%	2.46%	11.13%	1.01%	0.60%	2.94%	2.01%
Jan-00	3.38%	-3.30%	4.83%	-0.82%	2.74%	3.17%	1.46%	3.47%	1.95%	11.39%	1.31%	1.40%	4.21%	2.68%
Feb-00	3.09%	-3.30%	4.78%	-0.75%	2.39%	3.44%	1.26%	2.73%	1.54%	9.81%	1.40%	1.02%	4.10%	2.40%
Mar-00	3.45%	-1.11%	5.16%	-0.35%	2.90%	3.39%	1.21%	5.43%	2.04%	9.94%	1.57%	1.52%	4.57%	2.84%
Apr-00	3.47%	-1.15%	4.16%	-0.15%	2.61%	3.34%	2.33%	4.60%	2.46%	8.10%	2.28%	1.93%	5.38%	3.51%
May-00	3.86%	0.00%	4.61%	-0.13%	3.13%	3.79%	2.45%	4.01%	2.45%	8.09%	2.34%	1.49%	5.61%	5.59%
Jun-00	2.93%	0.00%	5.20%	0.23%	3.72%	4.02%	2.45%	4.29%	3.52%	7.50%	2.60%	1.16%	5.38%	-1.64%
Jul-00	4.00%	-2.27%	5.60%	0.74%	3.70%	3.19%	2.25%	6.79%	2.02%	8.77%	3.03%	2.24%	5.60%	4.14%
Aug-00	5.42%	-3.37%	5.93%	0.67%	4.03%	3.58%	1.95%	7.16%	2.19%	8.87%	3.30%	2.05%	5.24%	14.09%
Sep-00	4.39%	0.00%	6.70%	0.93%	4.58%	3.10%	2.69%	7.09%	3.31%	9.77%	3.68%	2.16%	5.59%	3.77%
Oct-00	3.72%	-2.22%	4.92%	-0.27%	3.60%	2.64%	1.25%	6.86%	2.57%	7.12%	3.69%	3.99%	5.19%	3.00%
Nov-00	3.62%	-3.37%	5.06%	-0.48%	3.42%	2.61%	0.88%	6.07%	2.54%	7.25%	3.63%	3.98%	4.46%	2.87%
Dec-00	3.33%	-2.27%	4.64%	-0.83%	3.13%	2.32%	1.21%	5.66%	2.28%	6.08%	3.82%	4.02%	4.09%	2.65%
Jan-01	2.56%	-5.68%	4.15%	-1.12%	1.28%	1.11%	-0.20%	5.80%	1.33%	4.68%	2.96%	4.40%	2.47%	2.33%
Feb-01	2.66%	-5.68%	3.75%	-1.91%	1.47%	0.72%	-0.28%	5.65%	1.67%	5.59%	3.05%	4.56%	2.48%	2.67%
Mar-01	2.38%	-6.74%	3.24%	-2.57%	1.04%	1.02%	-0.24%	3.99%	1.52%	4.75%	2.80%	4.58%	2.29%	2.44%
Apr-01	2.12%	-4.65%	3.66%	-3.16%	1.14%	0.57%	0.20%	4.85%	1.98%	4.24%	3.34%	3.08%	1.75%	2.03%
May-01	1.68%	-4.60%	3.39%	-3.76%	0.63%	0.09%	-0.24%	3.86%	1.65%	3.80%	3.46%	3.78%	1.70%	0.24%
Jun-01	1.50%	-6.82%	3.14%	-4.66%	-0.28%	-0.70%	-0.44%	1.70%	1.05%	3.11%	3.63%	3.21%	1.99%	2.16%
Jul-01	1.18%	-5.81%	3.27%	-5.77%	-0.66%	-0.25%	-0.44%	-0.38%	1.64%	2.52%	3.04%	2.28%	1.53%	2.17%
Aug-01	1.09%	-8.14%	3.35%	-5.92%	-0.88%	-0.76%	-0.52%	-1.78%	1.66%	1.78%	3.12%	2.41%	1.97%	2.73%

**Nonfarm Jobs**

**Florida**

(monthly)

Not Seasonally Adjusted  
12-Month % Change

TWU = Transporation, Warehousing and Utilities

	Total	Mining and Logging	Construction	Manufacturing	Whlse Trade	Retail Trade	TWU	Information	Finance	Professional and Business Services	Education and Health Services	Leisure and Hospitality	Other Services	Gov't
Sep-01	0.60%	-9.20%	2.35%	-6.70%	-1.53%	-0.84%	-1.15%	-3.69%	1.19%	0.45%	3.00%	2.12%	1.60%	2.90%
Oct-01	0.29%	-12.50%	3.40%	-6.82%	-1.35%	-1.13%	-1.47%	-4.60%	1.10%	0.51%	3.18%	0.16%	0.93%	2.31%
Nov-01	-0.14%	-11.63%	3.22%	-7.25%	-1.72%	-1.77%	-2.60%	-5.41%	0.93%	-0.35%	3.09%	-0.64%	1.62%	2.18%
Dec-01	-0.48%	-11.63%	2.70%	-7.36%	-2.04%	-2.31%	-3.08%	-5.98%	0.63%	-1.10%	3.18%	-0.91%	1.92%	1.95%
Jan-02	-0.11%	-12.05%	1.53%	-7.18%	-0.51%	-1.21%	-2.53%	-5.37%	2.02%	-0.64%	3.10%	-1.15%	3.44%	1.89%
Feb-02	-0.32%	-10.84%	1.17%	-7.08%	-0.66%	-1.61%	-2.73%	-6.15%	1.77%	-0.86%	2.96%	-1.18%	3.45%	1.56%
Mar-02	-0.32%	-12.05%	1.04%	-6.88%	-0.97%	-1.86%	-2.40%	-6.34%	1.29%	-0.66%	3.25%	-1.08%	3.75%	1.40%
Apr-02	-0.12%	-10.98%	1.33%	-6.71%	-1.32%	-1.30%	-2.79%	-6.62%	0.63%	0.37%	2.75%	-0.16%	3.24%	1.36%
May-02	0.00%	-12.05%	1.49%	-6.54%	-0.85%	-1.09%	-2.76%	-6.40%	0.67%	0.45%	2.74%	-0.32%	3.19%	1.65%
Jun-02	-0.26%	-10.98%	0.58%	-6.20%	-0.66%	-1.28%	-2.97%	-6.52%	0.42%	0.03%	2.33%	0.17%	2.70%	0.94%
Jul-02	-0.13%	-11.11%	-0.10%	-5.70%	-0.25%	-1.34%	-2.97%	-6.22%	0.86%	0.46%	2.31%	0.19%	2.99%	1.16%
Aug-02	-0.05%	-8.86%	0.48%	-5.49%	-0.10%	-1.19%	-3.17%	-5.98%	0.86%	-0.57%	2.48%	0.58%	3.21%	1.45%
Sep-02	0.09%	-10.13%	0.62%	-5.12%	0.06%	-1.10%	-3.29%	-5.49%	0.90%	-0.27%	2.43%	0.63%	3.21%	1.67%
Oct-02	0.64%	-9.09%	1.35%	-4.74%	0.51%	-0.89%	-2.87%	-4.82%	1.24%	0.52%	2.56%	1.88%	4.36%	1.95%
Nov-02	0.92%	-7.89%	1.69%	-4.28%	1.08%	-1.17%	-2.27%	-4.48%	1.68%	1.59%	2.71%	2.45%	4.43%	1.62%
Dec-02	1.14%	-7.89%	1.95%	-4.30%	1.20%	-0.46%	-2.62%	-4.52%	1.79%	2.23%	2.48%	2.82%	4.21%	1.74%
Jan-03	1.24%	-2.74%	2.38%	-3.82%	0.48%	-1.12%	-2.18%	-5.00%	1.35%	2.72%	3.49%	2.74%	3.65%	1.82%
Feb-03	1.22%	-5.41%	3.04%	-3.94%	0.35%	-0.85%	-2.48%	-4.56%	1.26%	2.34%	3.74%	2.08%	3.75%	1.85%
Mar-03	1.13%	-4.11%	3.15%	-4.07%	0.25%	-1.14%	-3.16%	-4.44%	1.33%	2.57%	3.51%	1.89%	3.49%	1.74%
Apr-03	1.06%	-5.48%	2.99%	-4.55%	0.73%	-1.06%	-2.99%	-4.55%	2.07%	2.21%	3.74%	1.09%	4.16%	1.55%
May-03	0.95%	-2.74%	3.44%	-4.46%	0.29%	-0.91%	-3.25%	-4.14%	2.28%	1.16%	3.74%	0.88%	3.76%	1.74%
Jun-03	0.96%	-2.74%	4.10%	-4.51%	0.32%	-0.67%	-3.72%	-4.09%	2.37%	1.07%	3.68%	0.81%	3.45%	1.64%
Jul-03	1.14%	-1.39%	4.78%	-4.71%	0.67%	0.03%	-3.89%	-3.37%	2.51%	0.29%	4.05%	1.72%	2.23%	1.76%
Aug-03	1.04%	0.00%	4.44%	-4.61%	0.64%	-0.12%	-3.56%	-3.04%	2.71%	1.06%	3.94%	1.52%	1.37%	0.84%
Sep-03	1.17%	1.41%	4.75%	-4.20%	0.73%	0.15%	-3.32%	-3.11%	2.89%	0.93%	4.09%	1.96%	1.52%	0.60%
Oct-03	1.38%	2.86%	4.07%	-3.93%	0.54%	0.87%	-3.08%	-2.89%	2.86%	2.29%	3.66%	2.16%	0.22%	0.85%
Nov-03	1.08%	2.86%	3.81%	-4.21%	0.41%	0.94%	-3.23%	-2.82%	2.27%	1.13%	3.24%	2.28%	-0.53%	0.85%
Dec-03	1.27%	2.86%	4.82%	-3.79%	0.78%	0.87%	-2.94%	-2.75%	2.71%	1.02%	3.35%	2.65%	-0.09%	0.77%
Jan-04	2.17%	1.41%	6.58%	-2.99%	1.90%	1.85%	-1.22%	-2.51%	3.03%	2.30%	3.60%	3.98%	1.03%	1.13%
Feb-04	2.38%	2.86%	7.13%	-2.33%	2.37%	2.09%	-0.47%	-3.04%	3.27%	2.39%	3.32%	4.34%	0.87%	1.34%
Mar-04	2.51%	2.86%	8.16%	-1.66%	2.75%	2.33%	-0.13%	-2.62%	3.54%	2.32%	3.12%	4.32%	0.31%	1.27%
Apr-04	3.37%	4.35%	9.55%	-0.10%	3.16%	3.13%	0.17%	-1.99%	4.00%	4.49%	3.57%	5.09%	1.11%	1.30%
May-04	3.37%	0.00%	8.95%	0.34%	3.60%	3.18%	0.38%	-2.16%	3.86%	5.27%	3.48%	4.90%	1.41%	0.70%
Jun-04	3.61%	0.00%	9.27%	0.63%	3.89%	3.24%	0.90%	-1.68%	3.70%	6.17%	3.25%	4.65%	2.11%	0.97%
Jul-04	4.06%	0.00%	10.18%	1.68%	3.64%	3.46%	1.72%	-2.23%	3.89%	7.53%	3.17%	4.86%	3.12%	1.14%
Aug-04	3.82%	-1.39%	9.60%	1.55%	3.57%	2.89%	2.32%	-2.17%	3.57%	7.33%	2.77%	4.41%	3.42%	1.37%
Sep-04	3.22%	-1.39%	9.28%	1.03%	3.05%	1.98%	2.23%	-2.30%	3.31%	6.92%	1.82%	3.03%	2.97%	1.24%
Oct-04	3.73%	-2.78%	10.62%	1.13%	3.90%	2.27%	3.39%	-1.58%	4.09%	7.34%	2.32%	3.89%	3.04%	1.20%
Nov-04	4.44%	-1.39%	11.58%	1.66%	4.38%	3.15%	4.45%	-1.21%	4.49%	8.92%	2.67%	4.20%	4.05%	1.69%
Dec-04	4.50%	-1.39%	11.58%	1.72%	4.12%	3.12%	4.88%	-1.26%	4.53%	9.95%	2.40%	4.09%	3.27%	1.64%
Jan-05	3.94%	-1.39%	10.55%	1.04%	3.83%	3.09%	3.67%	-0.74%	4.35%	8.88%	2.15%	2.66%	2.53%	1.55%
Feb-05	4.05%	-1.39%	10.59%	1.06%	3.77%	3.66%	3.83%	0.12%	4.50%	8.88%	2.20%	2.68%	2.45%	1.46%
Mar-05	3.76%	-1.39%	9.99%	0.78%	3.47%	3.70%	3.94%	-0.43%	4.17%	7.81%	2.08%	2.39%	2.44%	1.41%
Apr-05	3.82%	0.00%	10.76%	0.78%	4.17%	4.02%	4.18%	-0.18%	4.38%	6.75%	2.26%	2.55%	2.28%	1.48%
May-05	4.00%	1.41%	11.39%	0.85%	4.30%	3.99%	5.04%	0.43%	4.64%	6.92%	2.12%	2.76%	2.06%	1.78%
Jun-05	3.68%	1.41%	11.35%	1.04%	4.11%	4.19%	4.64%	0.24%	4.99%	6.53%	1.98%	2.98%	1.14%	-0.43%
Jul-05	3.95%	1.41%	11.58%	1.00%	4.37%	4.45%	4.11%	0.68%	4.99%	6.97%	2.36%	2.27%	1.24%	0.86%
Aug-05	4.29%	1.41%	12.08%	1.14%	4.42%	5.03%	3.40%	0.62%	5.16%	7.79%	2.74%	2.85%	1.21%	1.08%
Sep-05	5.21%	-1.41%	13.26%	1.78%	4.98%	5.73%	4.08%	1.67%	5.76%	9.06%	3.40%	4.16%	1.97%	2.03%
Oct-05	4.13%	-2.86%	11.69%	1.66%	4.05%	4.74%	2.70%	0.18%	5.36%	5.99%	2.79%	2.65%	1.22%	2.23%
Nov-05	3.71%	-4.23%	11.57%	1.41%	3.57%	3.55%	2.79%	0.00%	5.63%	5.66%	2.52%	2.18%	0.57%	1.74%
Dec-05	3.59%	-2.82%	11.44%	1.45%	3.90%	3.37%	2.77%	-0.12%	5.80%	5.00%	2.77%	1.89%	0.93%	1.49%
Jan-06	3.42%	-7.04%	10.86%	1.95%	3.33%	3.59%	2.67%	-0.86%	5.02%	4.76%	2.55%	1.89%	-0.45%	1.78%
Feb-06	3.28%	-7.04%	11.24%	1.85%	3.42%	3.23%	2.29%	-0.86%	5.04%	4.11%	2.49%	1.83%	-0.06%	1.59%
Mar-06	3.69%	-5.63%	11.84%	1.82%	3.77%	3.51%	2.45%	-0.86%	5.32%	5.27%	2.84%	2.09%	0.60%	1.72%
Apr-06	2.87%	-6.94%	10.23%	0.99%	3.09%	2.44%	1.66%	-0.56%	4.36%	4.08%	2.37%	1.19%	-0.06%	1.45%
May-06	2.86%	-6.94%	9.89%	0.91%	2.98%	2.31%	1.33%	-0.92%	4.21%	4.65%	2.62%	1.30%	0.42%	0.84%
Jun-06	3.02%	-5.56%	9.36%	0.77%	3.13%	2.10%	1.71%	-0.55%	3.73%	5.10%	2.92%	1.15%	1.25%	1.49%
Jul-06	2.34%	-8.33%	7.00%	0.00%	2.66%	1.37%	0.65%	-0.49%	2.66%	4.15%	2.48%	1.23%	0.54%	1.41%
Aug-06	2.30%	-11.11%	6.34%	-0.24%	2.69%	1.07%	1.30%	-0.92%	2.46%	4.10%	2.63%	1.15%	0.90%	1.83%
Sep-06	1.92%	-7.14%	4.80%	-0.67%	2.47%	0.77%	1.05%	-1.83%	1.87%	3.72%	2.58%	0.97%	0.86%	1.57%
Oct-06	1.86%	-4.41%	3.27%	-1.30%	2.62%	0.75%	0.77%	-1.11%	1.54%	3.70%	2.58%	1.09%	2.05%	1.88%

**Nonfarm Jobs**

**Florida**

(monthly)

Not Seasonally Adjusted  
12-Month % Change

TWU = Transporation, Warehousing and Utilities

	Total	Mining and Logging	Construction	Manufacturing	Whlse Trade	Retail Trade	TWU	Information	Finance	Professional and Business Services	Education and Health Services	Leisure and Hospitality	Other Services	Gov't
Nov-06	1.95%	-2.94%	1.60%	-1.53%	2.60%	1.63%	0.40%	-1.10%	1.08%	3.58%	2.89%	1.74%	2.49%	2.32%
Dec-06	1.73%	-4.35%	0.04%	-1.76%	2.35%	1.29%	1.21%	-0.85%	0.74%	3.60%	2.91%	1.57%	2.66%	2.14%
Jan-07	1.64%	1.52%	-1.78%	-2.59%	3.16%	1.03%	0.04%	-0.19%	0.44%	3.83%	3.06%	1.89%	3.96%	2.14%
Feb-07	1.52%	3.03%	-3.35%	-2.91%	3.08%	0.87%	-0.20%	-0.06%	0.33%	3.80%	3.30%	2.17%	3.95%	2.18%
Mar-07	1.31%	0.00%	-4.29%	-3.28%	2.80%	0.75%	-0.32%	0.19%	0.05%	2.98%	3.15%	2.48%	4.24%	2.32%
Apr-07	0.96%	1.49%	-7.02%	-3.44%	2.14%	0.61%	0.36%	0.74%	-0.49%	2.28%	3.33%	2.74%	3.45%	2.50%
May-07	0.67%	1.49%	-7.86%	-3.86%	1.90%	0.95%	0.00%	0.49%	-0.76%	1.40%	3.17%	2.64%	2.84%	2.50%
Jun-07	0.37%	1.47%	-8.25%	-4.23%	1.70%	0.67%	0.20%	0.25%	-0.81%	0.64%	3.22%	2.22%	2.20%	2.65%
Jul-07	-0.08%	0.00%	-10.08%	-4.47%	1.14%	0.31%	0.40%	-0.61%	-0.85%	0.03%	2.83%	2.04%	1.63%	2.59%
Aug-07	-0.29%	4.69%	-10.76%	-4.64%	0.85%	0.28%	-0.20%	-0.37%	-1.28%	-0.49%	2.89%	1.82%	1.36%	2.47%
Sep-07	-0.66%	1.54%	-11.63%	-4.97%	0.65%	0.40%	-0.24%	-0.62%	-1.50%	-1.49%	2.92%	1.46%	0.77%	2.07%
Oct-07	-0.82%	1.54%	-12.90%	-4.96%	0.57%	-0.11%	0.32%	-0.62%	-2.13%	-0.87%	3.05%	1.44%	0.80%	1.48%
Nov-07	-0.94%	1.52%	-13.26%	-5.14%	0.39%	0.13%	0.75%	-1.24%	-2.15%	-1.50%	3.02%	1.39%	0.79%	1.28%
Dec-07	-1.23%	1.52%	-13.68%	-5.58%	0.06%	-0.36%	-0.19%	-1.41%	-2.62%	-2.09%	2.90%	1.26%	0.90%	1.41%
Jan-08	-1.75%	-1.49%	-14.81%	-5.51%	-1.07%	-0.37%	0.20%	-0.94%	-2.43%	-4.46%	2.96%	0.74%	-0.06%	1.47%
Feb-08	-1.87%	-2.94%	-15.06%	-5.70%	-1.31%	-0.52%	0.60%	-1.24%	-2.93%	-4.43%	2.79%	0.66%	-0.37%	1.47%
Mar-08	-2.38%	-2.99%	-16.06%	-6.17%	-1.75%	-1.07%	0.24%	-1.73%	-3.28%	-4.96%	2.70%	0.19%	-1.05%	0.75%
Apr-08	-2.83%	-5.88%	-16.78%	-6.44%	-2.43%	-1.76%	-1.19%	-2.89%	-3.91%	-5.48%	2.28%	-0.14%	-1.21%	0.68%
May-08	-3.16%	-7.35%	-17.09%	-6.62%	-2.59%	-2.49%	-1.19%	-3.19%	-4.12%	-5.84%	2.30%	-0.78%	-1.52%	0.47%
Jun-08	-3.60%	-10.14%	-17.63%	-6.80%	-3.01%	-2.73%	-2.19%	-3.67%	-4.71%	-6.27%	1.84%	-1.09%	-2.32%	0.36%
Jul-08	-3.67%	-7.58%	-17.55%	-6.98%	-3.19%	-2.88%	-2.42%	-3.22%	-4.98%	-6.42%	2.02%	-1.36%	-2.40%	0.26%
Aug-08	-3.94%	-8.96%	-18.01%	-7.14%	-3.44%	-3.14%	-2.57%	-3.84%	-5.14%	-6.80%	1.61%	-2.05%	-2.72%	0.27%
Sep-08	-4.13%	-9.09%	-17.81%	-7.25%	-3.64%	-3.71%	-3.61%	-4.44%	-5.41%	-6.52%	1.45%	-2.58%	-4.07%	0.35%
Oct-08	-4.36%	-10.61%	-18.14%	-7.80%	-4.28%	-4.05%	-3.68%	-4.63%	-5.77%	-6.79%	1.71%	-2.68%	-5.12%	0.03%
Nov-08	-5.14%	-13.43%	-19.18%	-8.42%	-4.97%	-5.65%	-4.57%	-4.88%	-6.35%	-7.73%	1.75%	-3.48%	-6.62%	-0.56%
Dec-08	-5.54%	-13.43%	-20.09%	-9.46%	-5.45%	-6.07%	-4.25%	-5.80%	-6.55%	-8.12%	1.71%	-3.83%	-7.84%	-0.86%
Jan-09	-6.01%	-13.64%	-21.87%	-10.18%	-6.51%	-6.92%	-4.76%	-6.81%	-7.44%	-8.16%	1.03%	-4.16%	-8.03%	-0.63%
Feb-09	-6.68%	-15.15%	-23.19%	-11.49%	-7.27%	-7.25%	-5.90%	-7.35%	-7.96%	-9.29%	0.76%	-4.80%	-8.67%	-1.09%
Mar-09	-6.99%	-15.38%	-23.65%	-12.10%	-7.99%	-7.75%	-6.61%	-7.86%	-8.29%	-9.84%	0.71%	-4.92%	-8.96%	-1.07%
Apr-09	-6.61%	-14.06%	-23.56%	-13.02%	-8.02%	-7.55%	-6.91%	-8.12%	-7.80%	-9.23%	0.92%	-4.44%	-7.91%	-0.37%
May-09	-6.75%	-12.70%	-24.02%	-13.38%	-8.35%	-7.36%	-7.17%	-8.74%	-7.81%	-9.03%	0.94%	-4.70%	-7.90%	-0.91%
Jun-09	-6.76%	-11.29%	-24.20%	-13.58%	-8.65%	-7.14%	-6.77%	-8.70%	-7.55%	-8.62%	1.01%	-4.99%	-7.80%	-0.89%
Jul-09	-6.57%	-11.48%	-23.74%	-13.83%	-8.74%	-7.06%	-6.93%	-9.58%	-7.53%	-8.18%	1.31%	-4.82%	-7.13%	-0.92%
Aug-09	-6.59%	-11.48%	-23.92%	-13.89%	-8.73%	-6.88%	-7.30%	-9.60%	-7.47%	-8.04%	1.21%	-4.90%	-6.98%	-1.71%
Sep-09	-6.32%	-10.00%	-24.04%	-13.89%	-8.93%	-6.36%	-6.90%	-9.48%	-7.51%	-7.73%	1.37%	-4.42%	-5.89%	-1.60%
Oct-09	-5.63%	-8.47%	-23.17%	-13.15%	-8.24%	-5.72%	-6.97%	-9.51%	-6.73%	-6.57%	2.08%	-4.02%	-4.59%	-1.51%
Nov-09	-5.02%	-6.90%	-22.61%	-12.27%	-7.63%	-4.57%	-6.86%	-9.34%	-6.23%	-5.26%	2.02%	-3.96%	-3.67%	-1.14%
Dec-09	-4.75%	-6.90%	-21.67%	-11.35%	-7.16%	-4.25%	-6.86%	-8.68%	-6.08%	-4.89%	1.82%	-3.86%	-2.91%	-1.25%
Jan-10	-3.81%	-7.02%	-20.15%	-10.81%	-6.60%	-2.84%	-6.13%	-7.84%	-4.98%	-2.98%	2.09%	-3.22%	-2.56%	-0.99%
Feb-10	-3.12%	-5.36%	-18.25%	-9.45%	-5.95%	-2.19%	-4.83%	-7.80%	-4.35%	-1.90%	2.14%	-2.39%	-1.96%	-0.98%
Mar-10	-2.42%	-5.45%	-16.76%	-8.26%	-4.90%	-1.38%	-4.01%	-6.62%	-3.65%	-0.88%	2.19%	-1.65%	-1.70%	-0.75%
Apr-10	-1.61%	-3.64%	-13.33%	-6.57%	-3.99%	-0.09%	-2.63%	-6.28%	-3.53%	-0.07%	2.27%	-0.90%	-1.30%	-0.68%
May-10	-0.72%	-3.64%	-12.30%	-5.42%	-3.25%	0.17%	-2.39%	-5.90%	-3.27%	0.44%	2.13%	-0.35%	-1.14%	2.88%
Jun-10	-0.58%	-1.82%	-11.25%	-4.71%	-2.93%	0.72%	-2.01%	-5.64%	-2.88%	1.05%	2.07%	0.28%	-0.73%	1.41%
Jul-10	-0.26%	-1.85%	-8.33%	-3.30%	-2.58%	1.05%	-1.46%	-4.45%	-2.30%	1.59%	1.98%	0.53%	0.06%	0.16%
Aug-10	0.00%	0.00%	-7.70%	-3.06%	-2.18%	1.46%	-1.20%	-3.78%	-2.02%	2.01%	1.70%	1.07%	0.16%	0.16%
Sep-10	-0.16%	0.00%	-7.69%	-2.79%	-2.06%	1.12%	-1.12%	-3.03%	-1.79%	1.80%	1.37%	1.09%	0.10%	-0.44%
Oct-10	-0.05%	0.00%	-8.48%	-2.62%	-1.99%	1.37%	-0.71%	-2.32%	-1.70%	0.54%	1.00%	2.98%	0.81%	-0.21%
Nov-10	-0.09%	0.00%	-8.28%	-3.07%	-1.95%	0.18%	-0.18%	-1.31%	-1.66%	1.17%	1.03%	2.69%	0.77%	-0.19%
Dec-10	-0.02%	1.85%	-7.84%	-2.56%	-1.66%	-0.06%	0.17%	-2.90%	-1.66%	0.95%	1.47%	3.27%	0.06%	-0.30%
Jan-11	0.39%	3.77%	-4.98%	-2.37%	-0.72%	1.02%	-0.40%	-3.23%	-1.04%	0.63%	1.88%	3.45%	-0.36%	-0.13%
Feb-11	0.67%	3.77%	-4.64%	-1.56%	-0.55%	0.56%	0.00%	-2.06%	-1.19%	1.34%	2.24%	3.58%	0.29%	0.20%
Mar-11	0.55%	5.77%	-5.73%	-0.58%	-1.29%	0.99%	1.38%	-3.07%	-0.87%	0.84%	2.06%	3.13%	0.10%	0.08%
Apr-11	0.55%	5.66%	-5.85%	-0.20%	-1.30%	1.38%	0.49%	-3.17%	-0.79%	1.12%	1.81%	3.65%	-0.61%	-0.42%
May-11	0.22%	3.77%	-3.58%	-0.49%	-1.58%	1.41%	1.42%	-3.61%	-0.45%	0.93%	2.03%	4.17%	-0.16%	-3.86%
Jun-11	0.47%	1.85%	-2.73%	0.00%	-2.43%	0.81%	2.01%	-3.54%	-0.38%	0.74%	1.26%	4.90%	0.90%	-2.32%
Jul-11	0.69%	3.77%	-5.02%	-0.26%	-1.41%	1.59%	1.62%	-4.66%	-0.13%	0.52%	1.51%	5.86%	0.55%	-1.54%
Aug-11	0.47%	0.00%	-5.39%	-0.49%	-1.70%	1.69%	1.94%	-4.30%	0.17%	0.28%	1.67%	5.36%	-0.45%	-2.06%
Sep-11	1.15%	5.56%	-4.02%	0.20%	-1.54%	1.80%	3.25%	-4.02%	0.62%	1.04%	3.02%	5.82%	0.45%	-1.60%
Oct-11	1.36%	5.56%	-2.98%	1.12%	-1.01%	1.99%	2.92%	-3.86%	0.56%	2.48%	2.74%	4.40%	-0.54%	-0.78%
Nov-11	1.36%	5.56%	-1.82%	1.68%	-0.65%	3.32%	3.15%	-4.41%	1.67%	1.51%	3.01%	3.10%	-1.28%	-1.11%

**Nonfarm Jobs**  
**Tampa-St Petersburg MSA**

(monthly)

Not Seasonally Adjusted  
 Thousands

TWU = Transporation, Warehousing and Utilities

	Total	Mining and Lodging	Construction	Manufacturing	Whlse Trade	Retail Trade	TWU	Information	Finance	Professional and Business Services	Education and Health Services	Leisure and Hospitality	Other Services	Gov't
Jan-80	551.3	NA	NA	NA	NA	NA	NA	NA	NA	NA	NA	NA	NA	NA
Feb-80	558.0	NA	NA	NA	NA	NA	NA	NA	NA	NA	NA	NA	NA	NA
Mar-80	561.5	NA	NA	NA	NA	NA	NA	NA	NA	NA	NA	NA	NA	NA
Apr-80	558.3	NA	NA	NA	NA	NA	NA	NA	NA	NA	NA	NA	NA	NA
May-80	556.6	NA	NA	NA	NA	NA	NA	NA	NA	NA	NA	NA	NA	NA
Jun-80	554.5	NA	NA	NA	NA	NA	NA	NA	NA	NA	NA	NA	NA	NA
Jul-80	536.6	NA	NA	NA	NA	NA	NA	NA	NA	NA	NA	NA	NA	NA
Aug-80	544.9	NA	NA	NA	NA	NA	NA	NA	NA	NA	NA	NA	NA	NA
Sep-80	557.6	NA	NA	NA	NA	NA	NA	NA	NA	NA	NA	NA	NA	NA
Oct-80	564.1	NA	NA	NA	NA	NA	NA	NA	NA	NA	NA	NA	NA	NA
Nov-80	569.4	NA	NA	NA	NA	NA	NA	NA	NA	NA	NA	NA	NA	NA
Dec-80	579.3	NA	NA	NA	NA	NA	NA	NA	NA	NA	NA	NA	NA	NA
Jan-81	578.4	NA	NA	NA	NA	NA	NA	NA	NA	NA	NA	NA	NA	NA
Feb-81	582.3	NA	NA	NA	NA	NA	NA	NA	NA	NA	NA	NA	NA	NA
Mar-81	588.5	NA	NA	NA	NA	NA	NA	NA	NA	NA	NA	NA	NA	NA
Apr-81	588.9	NA	NA	NA	NA	NA	NA	NA	NA	NA	NA	NA	NA	NA
May-81	588.6	NA	NA	NA	NA	NA	NA	NA	NA	NA	NA	NA	NA	NA
Jun-81	591.5	NA	NA	NA	NA	NA	NA	NA	NA	NA	NA	NA	NA	NA
Jul-81	582.5	NA	NA	NA	NA	NA	NA	NA	NA	NA	NA	NA	NA	NA
Aug-81	582.7	NA	NA	NA	NA	NA	NA	NA	NA	NA	NA	NA	NA	NA
Sep-81	593.0	NA	NA	NA	NA	NA	NA	NA	NA	NA	NA	NA	NA	NA
Oct-81	594.6	NA	NA	NA	NA	NA	NA	NA	NA	NA	NA	NA	NA	NA
Nov-81	598.6	NA	NA	NA	NA	NA	NA	NA	NA	NA	NA	NA	NA	NA
Dec-81	605.1	NA	NA	NA	NA	NA	NA	NA	NA	NA	NA	NA	NA	NA
Jan-82	599.5	NA	NA	NA	NA	NA	NA	NA	NA	NA	NA	NA	NA	NA
Feb-82	603.5	NA	NA	NA	NA	NA	NA	NA	NA	NA	NA	NA	NA	NA
Mar-82	607.5	NA	NA	NA	NA	NA	NA	NA	NA	NA	NA	NA	NA	NA
Apr-82	606.3	NA	NA	NA	NA	NA	NA	NA	NA	NA	NA	NA	NA	NA
May-82	604.4	NA	NA	NA	NA	NA	NA	NA	NA	NA	NA	NA	NA	NA
Jun-82	601.7	NA	NA	NA	NA	NA	NA	NA	NA	NA	NA	NA	NA	NA
Jul-82	590.0	NA	NA	NA	NA	NA	NA	NA	NA	NA	NA	NA	NA	NA
Aug-82	588.1	NA	NA	NA	NA	NA	NA	NA	NA	NA	NA	NA	NA	NA
Sep-82	598.5	NA	NA	NA	NA	NA	NA	NA	NA	NA	NA	NA	NA	NA
Oct-82	601.8	NA	NA	NA	NA	NA	NA	NA	NA	NA	NA	NA	NA	NA
Nov-82	607.7	NA	NA	NA	NA	NA	NA	NA	NA	NA	NA	NA	NA	NA
Dec-82	616.6	NA	NA	NA	NA	NA	NA	NA	NA	NA	NA	NA	NA	NA
Jan-83	615.5	NA	NA	NA	NA	NA	NA	NA	NA	NA	NA	NA	NA	NA
Feb-83	619.1	NA	NA	NA	NA	NA	NA	NA	NA	NA	NA	NA	NA	NA
Mar-83	626.2	NA	NA	NA	NA	NA	NA	NA	NA	NA	NA	NA	NA	NA
Apr-83	630.4	NA	NA	NA	NA	NA	NA	NA	NA	NA	NA	NA	NA	NA
May-83	632.6	NA	NA	NA	NA	NA	NA	NA	NA	NA	NA	NA	NA	NA
Jun-83	634.0	NA	NA	NA	NA	NA	NA	NA	NA	NA	NA	NA	NA	NA
Jul-83	629.8	NA	NA	NA	NA	NA	NA	NA	NA	NA	NA	NA	NA	NA
Aug-83	634.4	NA	NA	NA	NA	NA	NA	NA	NA	NA	NA	NA	NA	NA
Sep-83	645.4	NA	NA	NA	NA	NA	NA	NA	NA	NA	NA	NA	NA	NA
Oct-83	653.6	NA	NA	NA	NA	NA	NA	NA	NA	NA	NA	NA	NA	NA
Nov-83	661.9	NA	NA	NA	NA	NA	NA	NA	NA	NA	NA	NA	NA	NA
Dec-83	672.7	NA	NA	NA	NA	NA	NA	NA	NA	NA	NA	NA	NA	NA
Jan-84	672.6	NA	NA	NA	NA	NA	NA	NA	NA	NA	NA	NA	NA	NA
Feb-84	678.0	NA	NA	NA	NA	NA	NA	NA	NA	NA	NA	NA	NA	NA
Mar-84	686.3	NA	NA	NA	NA	NA	NA	NA	NA	NA	NA	NA	NA	NA
Apr-84	686.9	NA	NA	NA	NA	NA	NA	NA	NA	NA	NA	NA	NA	NA
May-84	689.6	NA	NA	NA	NA	NA	NA	NA	NA	NA	NA	NA	NA	NA
Jun-84	687.6	NA	NA	NA	NA	NA	NA	NA	NA	NA	NA	NA	NA	NA
Jul-84	684.2	NA	NA	NA	NA	NA	NA	NA	NA	NA	NA	NA	NA	NA
Aug-84	689.9	NA	NA	NA	NA	NA	NA	NA	NA	NA	NA	NA	NA	NA
Sep-84	700.4	NA	NA	NA	NA	NA	NA	NA	NA	NA	NA	NA	NA	NA
Oct-84	707.2	NA	NA	NA	NA	NA	NA	NA	NA	NA	NA	NA	NA	NA
Nov-84	715.9	NA	NA	NA	NA	NA	NA	NA	NA	NA	NA	NA	NA	NA
Dec-84	724.9	NA	NA	NA	NA	NA	NA	NA	NA	NA	NA	NA	NA	NA
Jan-85	716.6	NA	NA	NA	NA	NA	NA	NA	NA	NA	NA	NA	NA	NA
Feb-85	723.0	NA	NA	NA	NA	NA	NA	NA	NA	NA	NA	NA	NA	NA

**Nonfarm Jobs**  
**Tampa-St Petersburg MSA**

(monthly)

Not Seasonally Adjusted  
Thousands

TWU = Transporation, Warehousing and Utilities

	Total	Mining and Logging	Construction	Manufacturing	Whlse Trade	Retail Trade	TWU	Information	Finance	Professional and Business Services	Education and Health Services	Leisure and Hospitality	Other Services	Gov't
Mar-85	731.3	NA	NA	NA	NA	NA	NA	NA	NA	NA	NA	NA	NA	NA
Apr-85	730.3	NA	NA	NA	NA	NA	NA	NA	NA	NA	NA	NA	NA	NA
May-85	731.7	NA	NA	NA	NA	NA	NA	NA	NA	NA	NA	NA	NA	NA
Jun-85	730.5	NA	NA	NA	NA	NA	NA	NA	NA	NA	NA	NA	NA	NA
Jul-85	724.8	NA	NA	NA	NA	NA	NA	NA	NA	NA	NA	NA	NA	NA
Aug-85	725.9	NA	NA	NA	NA	NA	NA	NA	NA	NA	NA	NA	NA	NA
Sep-85	734.0	NA	NA	NA	NA	NA	NA	NA	NA	NA	NA	NA	NA	NA
Oct-85	738.9	NA	NA	NA	NA	NA	NA	NA	NA	NA	NA	NA	NA	NA
Nov-85	746.7	NA	NA	NA	NA	NA	NA	NA	NA	NA	NA	NA	NA	NA
Dec-85	754.6	NA	NA	NA	NA	NA	NA	NA	NA	NA	NA	NA	NA	NA
Jan-86	747.8	NA	NA	NA	NA	NA	NA	NA	NA	NA	NA	NA	NA	NA
Feb-86	752.2	NA	NA	NA	NA	NA	NA	NA	NA	NA	NA	NA	NA	NA
Mar-86	758.8	NA	NA	NA	NA	NA	NA	NA	NA	NA	NA	NA	NA	NA
Apr-86	756.5	NA	NA	NA	NA	NA	NA	NA	NA	NA	NA	NA	NA	NA
May-86	758.1	NA	NA	NA	NA	NA	NA	NA	NA	NA	NA	NA	NA	NA
Jun-86	754.8	NA	NA	NA	NA	NA	NA	NA	NA	NA	NA	NA	NA	NA
Jul-86	748.9	NA	NA	NA	NA	NA	NA	NA	NA	NA	NA	NA	NA	NA
Aug-86	753.6	NA	NA	NA	NA	NA	NA	NA	NA	NA	NA	NA	NA	NA
Sep-86	763.9	NA	NA	NA	NA	NA	NA	NA	NA	NA	NA	NA	NA	NA
Oct-86	771.9	NA	NA	NA	NA	NA	NA	NA	NA	NA	NA	NA	NA	NA
Nov-86	779.5	NA	NA	NA	NA	NA	NA	NA	NA	NA	NA	NA	NA	NA
Dec-86	788.8	NA	NA	NA	NA	NA	NA	NA	NA	NA	NA	NA	NA	NA
Jan-87	780.9	NA	NA	NA	NA	NA	NA	NA	NA	NA	NA	NA	NA	NA
Feb-87	787.5	NA	NA	NA	NA	NA	NA	NA	NA	NA	NA	NA	NA	NA
Mar-87	796.2	NA	NA	NA	NA	NA	NA	NA	NA	NA	NA	NA	NA	NA
Apr-87	798.6	NA	NA	NA	NA	NA	NA	NA	NA	NA	NA	NA	NA	NA
May-87	800.9	NA	NA	NA	NA	NA	NA	NA	NA	NA	NA	NA	NA	NA
Jun-87	795.9	NA	NA	NA	NA	NA	NA	NA	NA	NA	NA	NA	NA	NA
Jul-87	796.0	NA	NA	NA	NA	NA	NA	NA	NA	NA	NA	NA	NA	NA
Aug-87	797.2	NA	NA	NA	NA	NA	NA	NA	NA	NA	NA	NA	NA	NA
Sep-87	811.3	NA	NA	NA	NA	NA	NA	NA	NA	NA	NA	NA	NA	NA
Oct-87	818.1	NA	NA	NA	NA	NA	NA	NA	NA	NA	NA	NA	NA	NA
Nov-87	823.8	NA	NA	NA	NA	NA	NA	NA	NA	NA	NA	NA	NA	NA
Dec-87	831.8	NA	NA	NA	NA	NA	NA	NA	NA	NA	NA	NA	NA	NA
Jan-88	820.3	NA	NA	NA	NA	NA	NA	NA	NA	NA	NA	NA	NA	NA
Feb-88	828.2	NA	NA	NA	NA	NA	NA	NA	NA	NA	NA	NA	NA	NA
Mar-88	834.8	NA	NA	NA	NA	NA	NA	NA	NA	NA	NA	NA	NA	NA
Apr-88	831.2	NA	NA	NA	NA	NA	NA	NA	NA	NA	NA	NA	NA	NA
May-88	832.3	NA	NA	NA	NA	NA	NA	NA	NA	NA	NA	NA	NA	NA
Jun-88	828.5	NA	NA	NA	NA	NA	NA	NA	NA	NA	NA	NA	NA	NA
Jul-88	812.9	NA	NA	NA	NA	NA	NA	NA	NA	NA	NA	NA	NA	NA
Aug-88	818.1	NA	NA	NA	NA	NA	NA	NA	NA	NA	NA	NA	NA	NA
Sep-88	837.4	NA	NA	NA	NA	NA	NA	NA	NA	NA	NA	NA	NA	NA
Oct-88	841.9	NA	NA	NA	NA	NA	NA	NA	NA	NA	NA	NA	NA	NA
Nov-88	857.3	NA	NA	NA	NA	NA	NA	NA	NA	NA	NA	NA	NA	NA
Dec-88	861.6	NA	NA	NA	NA	NA	NA	NA	NA	NA	NA	NA	NA	NA
Jan-89	850.0	NA	NA	NA	NA	NA	NA	NA	NA	NA	NA	NA	NA	NA
Feb-89	857.7	NA	NA	NA	NA	NA	NA	NA	NA	NA	NA	NA	NA	NA
Mar-89	866.6	NA	NA	NA	NA	NA	NA	NA	NA	NA	NA	NA	NA	NA
Apr-89	860.1	NA	NA	NA	NA	NA	NA	NA	NA	NA	NA	NA	NA	NA
May-89	860.3	NA	NA	NA	NA	NA	NA	NA	NA	NA	NA	NA	NA	NA
Jun-89	856.8	NA	NA	NA	NA	NA	NA	NA	NA	NA	NA	NA	NA	NA
Jul-89	846.4	NA	NA	NA	NA	NA	NA	NA	NA	NA	NA	NA	NA	NA
Aug-89	850.5	NA	NA	NA	NA	NA	NA	NA	NA	NA	NA	NA	NA	NA
Sep-89	863.9	NA	NA	NA	NA	NA	NA	NA	NA	NA	NA	NA	NA	NA
Oct-89	865.9	NA	NA	NA	NA	NA	NA	NA	NA	NA	NA	NA	NA	NA
Nov-89	877.9	NA	NA	NA	NA	NA	NA	NA	NA	NA	NA	NA	NA	NA
Dec-89	886.5	NA	NA	NA	NA	NA	NA	NA	NA	NA	NA	NA	NA	NA
Jan-90	862.4	0.7	54.8	85.3	45.5	129.0	30.4	26.4	65.2	61.2	108.3	102.8	38.3	114.5
Feb-90	872.2	0.7	54.8	85.9	45.9	128.1	30.7	26.3	65.7	63.7	109.7	106.2	38.8	115.7
Mar-90	879.5	0.7	55.0	85.5	46.1	128.8	31.1	25.9	65.9	65.2	110.4	109.2	39.2	116.5
Apr-90	877.6	0.6	54.6	84.8	45.8	127.9	31.5	25.5	66.4	66.1	110.6	107.9	38.9	117.0

**Nonfarm Jobs**  
**Tampa-St Petersburg MSA**

(monthly)

Not Seasonally Adjusted  
Thousands

TWU = Transportation, Warehousing and Utilities

	Total	Mining and Logging	Construction	Manufacturing	Whlse Trade	Retail Trade	TWU	Information	Finance	Professional and Business Services	Education and Health Services	Leisure and Hospitality	Other Services	Gov't
May-90	877.9	0.6	54.8	85.2	46.1	127.8	31.6	25.6	66.8	65.3	111.0	106.9	38.8	117.4
Jun-90	877.8	0.6	55.0	85.4	46.0	127.3	31.8	25.9	66.9	67.2	111.2	105.4	38.8	116.3
Jul-90	857.0	0.6	54.8	83.6	45.6	125.3	31.2	25.6	67.2	65.6	110.7	101.7	38.4	106.7
Aug-90	866.8	0.6	55.4	83.8	45.8	125.8	31.5	25.7	67.5	67.3	111.3	102.0	38.4	111.7
Sep-90	872.7	0.6	55.4	83.4	45.6	124.9	31.5	25.7	67.2	67.4	112.5	101.9	38.4	118.2
Oct-90	870.3	0.6	54.9	82.0	45.2	125.5	31.4	25.7	66.5	68.6	112.3	100.3	38.2	119.1
Nov-90	877.4	0.6	53.8	81.4	45.3	128.9	31.7	25.8	66.9	69.5	113.0	101.8	38.2	120.5
Dec-90	879.9	0.6	53.1	80.9	45.6	132.5	33.0	25.5	67.3	66.8	114.0	103.6	38.4	118.6
Jan-91	852.5	0.6	49.4	78.9	45.3	122.7	31.3	25.8	63.9	65.8	113.3	101.3	37.7	116.5
Feb-91	857.1	0.5	48.7	78.8	45.3	121.6	31.1	25.7	64.1	66.9	114.2	103.9	37.7	118.6
Mar-91	861.5	0.5	48.7	78.7	45.4	122.1	31.0	25.9	64.0	67.6	114.8	106.1	37.8	118.9
Apr-91	852.3	0.5	48.4	77.3	44.9	123.5	31.1	26.0	63.4	65.5	113.8	102.5	37.2	118.2
May-91	852.3	0.5	48.1	77.5	45.1	123.4	31.1	26.1	63.6	65.4	114.5	100.9	37.5	118.6
Jun-91	846.4	0.5	48.4	77.8	44.9	122.8	31.1	26.1	63.6	64.4	114.4	99.0	37.7	115.7
Jul-91	828.5	0.5	47.9	76.8	44.5	120.9	30.9	26.1	63.2	64.0	112.9	95.9	37.5	107.4
Aug-91	832.4	0.5	48.3	77.3	44.6	121.4	31.0	26.4	62.9	65.5	113.4	96.1	37.3	107.7
Sep-91	841.9	0.5	48.3	77.5	44.6	121.0	31.1	26.4	62.3	64.9	114.7	96.3	37.1	117.2
Oct-91	846.5	0.5	47.6	77.4	44.6	122.8	31.6	26.4	62.5	65.9	115.7	95.4	36.9	119.2
Nov-91	855.6	0.5	47.2	77.8	45.0	126.6	31.8	26.6	62.4	66.6	117.1	97.0	37.1	119.9
Dec-91	860.7	0.5	46.8	77.6	45.3	128.8	32.4	26.8	62.6	66.6	117.8	98.1	37.1	120.3
Jan-92	844.6	0.5	45.1	76.4	44.5	120.6	32.0	26.7	61.8	66.9	118.3	96.0	37.5	118.3
Feb-92	848.9	0.5	45.1	76.2	44.8	120.4	32.4	26.8	62.0	65.2	119.3	99.0	37.8	119.4
Mar-92	856.9	0.5	45.8	76.5	45.0	120.7	32.7	26.7	61.0	65.6	119.9	102.1	38.1	122.3
Apr-92	854.7	0.5	46.3	76.3	44.6	121.0	32.2	26.6	61.1	67.0	121.7	99.7	38.0	119.7
May-92	857.5	0.5	46.6	76.4	45.0	121.3	32.2	26.8	61.4	67.0	121.3	100.1	38.2	120.7
Jun-92	855.7	0.5	47.0	76.1	45.0	120.6	32.1	27.1	61.5	66.8	121.5	99.6	38.6	119.3
Jul-92	840.5	0.5	46.8	76.5	44.8	118.9	31.9	27.1	60.9	67.0	121.1	94.7	38.5	111.8
Aug-92	838.5	0.5	46.5	76.2	44.5	119.4	31.5	27.0	60.5	66.1	121.4	96.1	38.4	110.4
Sep-92	853.8	0.5	46.4	76.8	44.5	119.6	31.5	27.1	60.4	66.3	122.8	96.4	38.5	123.0
Oct-92	856.3	0.4	47.6	75.6	45.0	120.9	32.3	27.0	60.6	66.7	123.2	96.9	38.3	121.8
Nov-92	869.4	0.4	47.4	76.3	45.4	125.7	32.4	27.3	60.6	67.3	123.8	98.3	38.6	125.9
Dec-92	873.3	0.4	47.4	76.7	45.8	128.7	32.1	27.4	61.2	68.2	124.6	98.0	38.8	124.0
Jan-93	858.1	0.5	48.7	76.5	44.1	119.2	31.4	26.8	60.5	67.7	123.1	100.0	38.4	121.2
Feb-93	869.6	0.5	48.8	76.8	44.4	120.0	31.6	26.8	61.3	68.8	124.4	103.0	38.7	124.5
Mar-93	876.6	0.5	49.2	77.3	44.8	120.4	32.2	26.8	61.2	70.2	125.4	105.4	38.9	124.3
Apr-93	880.0	0.5	49.2	76.6	44.0	121.1	32.3	26.7	60.6	78.1	125.6	102.7	38.9	123.7
May-93	882.3	0.5	49.3	77.0	44.4	120.3	32.5	26.8	61.2	78.4	125.9	103.3	38.7	124.0
Jun-93	884.9	0.5	49.8	77.6	44.5	121.2	32.7	26.8	61.9	79.7	126.7	102.0	38.8	122.7
Jul-93	873.9	0.5	50.6	78.0	44.1	120.1	32.5	27.0	62.5	78.2	126.7	99.4	39.0	115.3
Aug-93	875.9	0.5	50.6	77.7	44.6	120.7	32.5	26.8	63.0	78.4	127.2	101.0	39.1	113.8
Sep-93	890.9	0.5	51.0	77.5	44.9	121.2	32.9	27.1	63.7	78.7	129.1	101.0	39.1	124.2
Oct-93	897.5	0.5	50.5	77.4	45.2	122.6	33.5	26.9	63.6	84.9	128.7	98.2	39.0	126.5
Nov-93	907.5	0.5	50.8	77.5	45.6	126.0	33.9	27.0	64.4	85.8	129.7	100.0	39.3	127.0
Dec-93	917.8	0.5	50.6	77.5	46.0	129.6	33.9	27.3	65.3	87.2	130.9	101.5	39.7	127.8
Jan-94	906.6	0.5	50.6	76.9	46.0	123.3	33.3	27.1	65.4	86.9	128.1	103.6	38.9	126.0
Feb-94	919.1	0.5	50.0	77.0	46.5	123.6	33.6	27.0	66.2	88.8	130.2	108.1	39.2	128.4
Mar-94	928.0	0.5	49.6	77.4	46.8	124.4	33.8	27.3	66.6	90.7	132.0	111.2	39.6	128.1
Apr-94	934.7	0.5	49.9	77.1	47.2	123.9	33.8	27.6	67.2	96.1	133.2	109.7	39.5	129.0
May-94	936.7	0.5	49.9	77.3	47.6	124.5	33.9	27.7	67.2	96.8	133.7	109.4	39.5	128.7
Jun-94	937.7	0.5	51.1	77.9	47.7	124.1	33.5	28.2	67.5	96.6	134.5	108.7	39.8	127.6
Jul-94	924.4	0.5	51.4	77.1	48.0	122.8	33.2	28.1	67.8	93.8	135.1	106.5	39.8	120.3
Aug-94	923.4	0.5	51.9	77.4	48.2	123.8	33.2	28.1	67.7	93.8	135.5	105.2	39.6	118.5
Sep-94	940.7	0.5	52.5	77.5	48.4	124.7	33.4	28.3	67.4	93.6	137.6	105.0	39.8	132.0
Oct-94	946.5	0.5	52.6	77.3	48.5	126.3	34.0	27.2	68.0	97.0	138.6	104.2	40.2	132.1
Nov-94	963.6	0.5	52.8	77.1	48.6	131.1	34.2	28.5	68.3	97.2	139.6	105.6	40.1	140.0
Dec-94	967.9	0.5	53.6	77.7	49.0	134.5	34.2	29.1	69.3	100.7	140.3	106.6	40.5	131.9
Jan-95	947.9	0.5	52.6	78.3	48.8	129.2	32.8	28.0	68.7	93.8	139.3	107.0	39.7	129.2
Feb-95	961.0	0.5	52.9	78.3	49.2	129.0	32.8	28.2	68.8	98.5	140.5	109.9	40.3	132.1
Mar-95	970.0	0.5	54.0	78.6	49.6	129.3	32.7	29.0	68.8	99.9	141.5	112.9	40.7	132.5
Apr-95	970.6	0.5	54.2	78.4	50.0	128.3	32.5	29.0	70.3	103.1	139.7	111.8	40.8	132.0
May-95	972.1	0.5	54.1	78.5	50.2	128.3	32.6	29.3	69.7	105.3	139.8	111.0	41.1	131.7
Jun-95	970.5	0.4	54.5	78.7	50.4	128.1	32.3	30.0	69.7	105.1	140.3	109.1	41.2	130.7

**Nonfarm Jobs**  
**Tampa-St Petersburg MSA**

(monthly)

Not Seasonally Adjusted  
Thousands

TWU = Transporation, Warehousing and Utilities

	Total	Mining and Logging	Construction	Manufacturing	Whlse Trade	Retail Trade	TWU	Information	Finance	Professional and Business Services	Education and Health Services	Leisure and Hospitallity	Other Services	Gov't
Jul-95	951.0	0.4	54.5	78.2	49.8	126.4	31.7	29.1	70.6	99.5	139.8	107.8	41.0	122.2
Aug-95	954.9	0.4	55.2	78.7	50.3	127.4	32.0	29.4	70.2	102.0	140.6	106.9	41.1	120.7
Sep-95	968.3	0.4	55.5	79.3	50.5	128.2	31.8	30.0	69.9	101.2	141.7	106.3	40.9	132.6
Oct-95	972.0	0.4	55.0	79.3	50.4	130.4	32.0	29.1	69.3	105.5	140.7	106.2	41.0	132.7
Nov-95	986.9	0.4	56.0	79.3	50.7	135.5	32.3	29.4	70.1	108.6	141.9	108.2	41.2	133.3
Dec-95	996.9	0.4	56.5	79.7	51.0	138.9	33.2	29.8	70.9	109.3	142.6	109.0	41.4	134.2
Jan-96	971.3	0.4	56.5	78.6	49.2	132.2	31.9	28.6	68.7	104.9	137.9	110.2	41.1	131.1
Feb-96	986.2	0.4	57.5	79.0	48.8	132.5	32.5	28.8	69.0	108.4	139.1	114.6	41.7	133.9
Mar-96	1,002.2	0.4	58.6	78.9	49.0	133.1	32.4	29.2	70.4	111.2	140.6	117.3	41.8	139.3
Apr-96	988.4	0.4	58.2	78.4	48.1	131.3	32.2	27.9	70.2	112.1	141.2	115.1	41.0	132.3
May-96	990.6	0.4	59.1	78.8	48.6	131.9	32.5	28.0	70.6	111.6	141.2	114.7	41.1	132.1
Jun-96	988.6	0.4	59.5	79.0	48.8	131.4	32.2	28.2	71.1	112.1	140.7	113.4	41.3	130.5
Jul-96	975.6	0.4	58.8	79.0	48.0	131.5	32.1	27.6	71.0	114.5	138.8	109.2	41.4	123.3
Aug-96	978.7	0.5	59.3	79.4	48.4	132.1	32.0	28.0	71.7	114.8	139.4	109.5	41.4	122.2
Sep-96	993.4	0.4	59.8	79.2	48.4	132.7	32.0	28.7	71.9	116.0	140.4	108.7	41.3	133.9
Oct-96	1,002.0	0.5	61.0	79.0	48.4	134.0	32.2	27.8	72.4	118.0	140.6	111.5	41.1	135.5
Nov-96	1,014.4	0.5	61.3	79.1	49.1	139.3	32.5	28.2	72.9	121.2	141.5	111.9	41.3	135.6
Dec-96	1,023.5	0.5	61.8	79.9	49.4	142.5	33.3	28.5	73.7	123.2	142.2	112.8	41.5	134.2
Jan-97	1,005.2	0.5	61.0	79.0	49.5	136.1	32.5	29.1	72.2	123.2	138.0	110.8	41.1	132.2
Feb-97	1,016.6	0.4	61.2	80.0	50.1	135.3	32.9	29.5	72.7	125.4	139.4	113.8	41.7	134.2
Mar-97	1,027.3	0.4	61.6	80.4	50.3	135.5	33.2	29.8	73.3	130.5	140.3	116.0	42.0	134.0
Apr-97	1,033.2	0.4	62.5	81.2	50.6	137.1	33.6	30.6	74.6	132.2	140.6	114.4	41.7	133.7
May-97	1,034.1	0.4	62.6	82.3	51.1	137.3	33.4	31.4	75.1	131.3	141.0	113.2	42.0	133.0
Jun-97	1,035.2	0.4	63.3	83.0	51.2	136.7	33.3	31.7	75.7	133.4	141.0	111.3	42.2	132.0
Jul-97	1,028.9	0.4	63.7	82.3	50.8	135.4	33.3	31.6	75.8	142.5	139.4	107.9	42.1	123.7
Aug-97	1,033.9	0.4	64.1	82.5	51.1	135.9	32.7	32.0	76.5	145.1	140.3	108.2	41.9	123.2
Sep-97	1,049.0	0.4	64.4	83.2	51.1	136.2	33.9	31.8	76.7	146.9	141.7	107.4	42.0	133.3
Oct-97	1,057.7	0.5	64.2	82.5	51.2	141.6	33.9	30.4	77.8	148.4	139.1	108.4	42.2	137.5
Nov-97	1,068.0	0.5	64.3	82.8	51.6	145.4	34.0	31.0	78.5	152.4	140.6	109.1	42.0	135.8
Dec-97	1,077.5	0.5	64.7	83.6	52.2	149.6	34.9	31.9	80.7	148.4	142.0	110.2	42.3	136.5
Jan-98	1,061.1	0.5	62.7	85.8	52.7	142.2	34.9	32.5	80.5	139.6	141.4	111.2	42.5	134.6
Feb-98	1,074.8	0.4	63.4	86.2	52.3	141.6	36.0	33.1	81.7	144.2	143.2	113.8	43.0	135.9
Mar-98	1,079.4	0.4	63.4	86.1	52.4	142.4	36.0	33.3	82.0	145.6	143.1	115.4	43.1	136.2
Apr-98	1,076.5	0.4	63.4	84.3	52.8	139.6	35.8	33.0	81.8	148.7	141.4	117.1	42.9	135.3
May-98	1,080.5	0.4	64.1	84.2	53.2	139.5	36.0	33.5	82.4	150.9	141.9	116.7	42.9	134.8
Jun-98	1,084.3	0.4	64.5	84.9	53.3	140.5	36.1	34.0	82.6	152.9	142.1	116.1	43.3	133.6
Jul-98	1,065.6	0.4	64.2	84.2	53.2	140.2	35.5	33.2	82.4	149.5	140.5	113.6	43.1	125.6
Aug-98	1,066.2	0.4	64.4	84.3	53.3	140.0	35.4	33.4	82.5	152.1	141.0	112.5	42.8	124.1
Sep-98	1,077.8	0.5	64.0	84.6	53.1	140.8	35.6	33.7	82.6	151.3	141.1	112.2	42.7	135.6
Oct-98	1,089.7	0.4	64.4	84.6	53.5	143.5	36.1	35.1	84.0	154.7	141.1	111.6	43.3	137.4
Nov-98	1,100.2	0.4	64.5	85.0	53.4	147.4	36.3	35.6	84.5	158.4	141.0	111.8	43.3	138.6
Dec-98	1,108.5	0.5	64.9	85.0	53.5	150.5	37.2	35.7	86.2	158.8	141.9	112.7	43.2	138.4
Jan-99	1,084.8	0.4	62.8	85.4	52.9	140.7	35.3	37.0	85.8	157.5	139.2	110.8	43.3	133.7
Feb-99	1,102.5	0.5	63.1	86.4	53.4	141.3	35.8	37.4	86.8	163.0	141.1	113.3	43.8	136.6
Mar-99	1,112.8	0.5	63.6	86.4	53.6	141.8	37.0	37.3	87.1	168.1	142.0	114.6	44.0	136.8
Apr-99	1,112.3	0.5	63.0	86.5	53.5	142.6	35.6	36.8	86.7	171.7	139.8	116.3	43.7	135.6
May-99	1,116.5	0.4	63.7	86.9	53.6	142.2	35.6	37.1	87.3	174.7	140.6	114.8	44.1	135.5
Jun-99	1,120.5	0.4	64.4	87.7	53.9	142.4	35.4	37.4	87.7	177.5	140.1	114.8	44.3	134.5
Jul-99	1,097.9	0.5	63.9	87.7	53.2	142.0	35.5	36.5	88.5	168.3	139.3	112.6	44.0	125.9
Aug-99	1,098.2	0.5	64.0	87.7	53.0	142.4	35.6	36.5	88.8	170.6	139.3	111.6	43.7	124.5
Sep-99	1,110.4	0.5	63.9	87.5	53.1	142.9	35.2	36.9	89.1	170.4	140.5	110.5	43.7	136.2
Oct-99	1,122.7	0.5	64.5	87.7	53.3	143.6	36.1	36.3	89.2	177.8	141.3	110.3	44.0	138.1
Nov-99	1,134.5	0.5	64.4	88.3	53.4	148.1	36.7	36.7	89.2	178.8	142.1	110.8	44.0	141.5
Dec-99	1,144.7	0.5	65.2	88.6	54.0	151.4	36.5	37.8	90.1	180.3	142.7	111.4	44.3	141.9
Jan-00	1,134.6	0.5	64.4	89.1	54.4	147.1	36.1	37.3	89.6	178.8	140.9	110.4	44.2	141.8
Feb-00	1,149.4	0.5	65.4	89.8	54.6	147.6	36.4	37.6	90.1	183.6	142.4	114.3	44.7	142.4
Mar-00	1,168.3	0.5	66.7	90.7	55.3	149.0	37.2	38.3	91.0	189.4	143.2	118.5	45.3	143.2
Apr-00	1,164.8	0.5	66.8	89.6	55.5	146.6	36.7	37.6	91.8	187.3	143.1	119.6	44.8	144.9
May-00	1,169.1	0.5	67.4	89.9	56.0	147.1	37.0	37.9	91.9	187.8	141.6	119.5	45.2	147.3
Jun-00	1,156.4	0.5	69.2	90.8	56.7	147.5	37.2	38.9	91.8	185.6	140.6	118.9	45.5	133.2
Jul-00	1,140.0	0.5	67.9	90.2	55.5	145.2	37.5	38.7	91.7	180.0	139.9	116.0	45.1	131.8
Aug-00	1,154.0	0.5	68.3	90.4	55.7	146.9	37.6	39.0	91.8	182.3	140.6	114.8	44.8	141.3

**Nonfarm Jobs**  
**Tampa-St Petersburg MSA**

(monthly)

Not Seasonally Adjusted  
Thousands

TWU = Transporation, Warehousing and Utilities

	Total	Mining and Logging	Construction	Manufacturing	Whlse Trade	Retail Trade	TWU	Information	Finance	Professional and Business Services	Education and Health Services	Leisure and Hospitality	Other Services	Gov't
Sep-00	1,159.2	0.5	68.7	90.5	56.1	146.7	37.5	39.5	92.0	183.2	141.7	113.8	44.9	144.1
Oct-00	1,156.7	0.5	67.8	88.9	56.4	148.0	36.5	40.2	91.9	180.8	141.3	113.5	44.9	146.0
Nov-00	1,168.6	0.5	68.4	88.9	57.0	153.1	37.1	40.7	92.5	181.0	142.2	114.4	45.0	147.8
Dec-00	1,175.4	0.5	68.3	88.7	57.4	155.8	37.5	40.9	92.8	182.9	142.5	115.2	45.0	147.9
Jan-01	1,136.3	0.5	65.0	86.8	55.7	144.4	34.5	39.7	91.3	175.7	138.9	114.2	43.9	145.7
Feb-01	1,149.3	0.5	65.5	86.5	55.7	143.7	34.6	39.7	92.1	182.2	139.9	117.4	44.0	147.5
Mar-01	1,159.1	0.5	66.0	86.4	55.8	144.4	34.6	39.7	92.8	184.5	141.0	120.5	44.6	148.3
Apr-01	1,154.1	0.5	66.3	85.4	55.3	142.1	34.4	39.3	93.2	183.0	141.3	120.4	44.8	148.1
May-01	1,154.3	0.5	67.0	85.0	55.0	142.2	34.5	38.9	93.1	181.6	141.5	120.7	45.5	148.8
Jun-01	1,143.5	0.5	67.7	84.9	54.6	142.2	34.5	38.5	93.3	182.3	142.0	118.8	46.4	137.8
Jul-01	1,130.1	0.5	68.1	83.9	54.0	140.8	34.1	38.2	92.2	177.8	140.3	118.3	45.7	136.2
Aug-01	1,143.3	0.5	68.2	84.1	54.0	141.3	34.0	37.5	92.4	179.2	141.6	117.9	45.7	146.9
Sep-01	1,141.2	0.5	68.2	83.2	53.8	141.9	33.8	36.7	91.9	178.1	142.7	116.6	45.7	148.1
Oct-01	1,143.5	0.5	67.7	82.9	53.9	143.4	33.5	36.7	91.7	176.6	143.3	117.8	45.8	149.7
Nov-01	1,150.9	0.5	68.5	82.6	53.7	148.5	33.5	36.5	91.8	177.4	144.1	117.8	46.3	149.7
Dec-01	1,155.9	0.5	68.6	82.4	54.1	150.5	34.1	35.8	91.9	177.0	145.3	118.4	46.7	150.6
Jan-02	1,128.8	0.5	67.0	81.2	54.1	144.9	33.0	35.9	91.3	170.5	141.1	115.5	46.8	147.0
Feb-02	1,141.2	0.5	67.4	80.7	54.1	143.2	33.0	35.5	92.3	177.3	142.2	118.9	47.3	148.8
Mar-02	1,148.3	0.5	67.4	80.8	54.1	143.7	32.6	35.7	92.3	178.5	143.7	122.3	47.6	149.1
Apr-02	1,146.3	0.5	67.6	80.4	53.6	142.6	32.8	35.3	91.9	178.6	144.1	122.6	47.2	149.1
May-02	1,147.2	0.5	68.4	80.0	53.9	142.7	32.6	35.2	92.0	178.8	144.9	122.6	47.5	148.1
Jun-02	1,130.8	0.5	68.7	80.6	53.4	141.0	32.5	34.8	92.4	176.4	144.6	121.3	48.1	136.5
Jul-02	1,120.1	0.5	68.8	80.2	52.9	139.6	32.4	34.6	92.7	174.0	143.4	117.9	47.9	135.2
Aug-02	1,133.0	0.5	69.9	80.4	52.9	141.1	32.4	34.5	92.9	170.3	144.7	119.1	48.0	146.3
Sep-02	1,133.9	0.5	70.5	80.3	52.7	140.3	31.8	34.6	92.5	170.0	145.6	119.1	48.0	148.0
Oct-02	1,136.6	0.5	71.0	79.8	52.6	141.6	31.8	34.4	92.8	169.2	146.6	117.9	48.8	149.6
Nov-02	1,149.4	0.5	71.4	79.6	52.6	144.7	31.5	34.9	93.4	175.3	148.0	117.9	49.0	150.6
Dec-02	1,155.5	0.5	71.2	79.4	52.7	148.1	31.7	34.8	93.9	174.6	148.6	119.0	49.3	151.7
Jan-03	1,129.2	0.5	69.1	77.8	51.0	140.5	30.5	34.3	92.9	172.5	145.4	118.3	49.1	147.3
Feb-03	1,138.0	0.5	70.1	77.7	51.1	139.2	30.4	34.1	93.6	176.6	146.7	119.7	49.0	149.3
Mar-03	1,148.1	0.5	70.3	77.4	50.8	139.4	30.5	34.2	93.7	182.7	148.0	122.7	48.8	149.1
Apr-03	1,144.4	0.5	70.4	76.8	51.0	138.7	30.5	34.5	93.9	181.3	148.8	122.0	48.0	148.0
May-03	1,143.8	0.5	71.4	76.5	51.0	139.4	30.7	34.4	94.2	178.3	149.4	121.6	48.0	148.4
Jun-03	1,130.7	0.5	72.1	76.4	50.6	139.1	30.5	34.0	94.4	178.1	149.0	121.2	48.3	136.5
Jul-03	1,121.5	0.5	71.5	75.7	50.1	138.4	30.9	33.9	94.3	175.6	148.4	119.0	47.7	135.5
Aug-03	1,134.7	0.5	72.4	75.7	50.0	138.7	31.0	33.6	94.6	175.7	150.3	119.0	47.2	146.0
Sep-03	1,137.8	0.5	72.3	75.7	50.0	139.5	31.3	33.5	94.0	176.1	151.5	118.7	47.3	147.4
Oct-03	1,144.6	0.5	72.5	75.3	49.8	142.2	31.5	32.9	93.8	180.9	151.0	118.5	46.9	148.8
Nov-03	1,149.2	0.6	72.5	75.1	49.8	145.0	31.5	32.9	93.6	181.7	151.8	118.8	47.0	148.9
Dec-03	1,157.5	0.6	73.6	75.2	50.0	147.5	32.3	32.8	94.1	183.4	152.4	119.8	47.4	148.4
Jan-04	1,149.0	0.6	73.2	75.3	50.4	143.2	31.7	32.6	93.7	183.6	150.9	119.8	47.8	146.2
Feb-04	1,162.4	0.6	74.3	75.5	50.9	142.2	31.8	32.3	94.2	187.9	152.2	123.0	48.3	149.2
Mar-04	1,174.4	0.6	75.8	76.0	50.7	142.7	31.9	32.9	94.6	191.9	153.0	126.4	49.1	148.8
Apr-04	1,183.1	0.6	77.2	77.0	50.6	142.7	32.0	32.0	95.8	197.8	154.0	125.8	48.6	149.0
May-04	1,184.7	0.6	77.6	77.0	50.8	143.1	32.2	32.1	95.9	197.0	154.7	125.2	49.1	149.4
Jun-04	1,174.9	0.6	78.1	77.5	51.1	142.8	32.1	32.2	95.6	199.2	154.2	124.1	49.9	137.5
Jul-04	1,167.4	0.6	78.9	77.1	50.7	142.1	31.9	31.6	95.4	197.5	153.1	122.4	49.3	136.8
Aug-04	1,179.3	0.6	79.3	77.4	50.8	141.8	31.9	31.8	95.5	197.3	154.0	122.6	49.0	147.3
Sep-04	1,180.6	0.6	80.2	77.3	50.8	142.0	31.6	31.8	95.3	195.8	154.6	122.6	49.3	148.7
Oct-04	1,192.9	0.6	82.3	77.5	51.0	144.8	31.9	31.8	96.2	199.0	155.1	122.8	49.6	150.3
Nov-04	1,204.7	0.6	82.4	77.5	51.5	149.6	32.0	31.9	96.6	201.8	156.1	123.7	50.1	150.9
Dec-04	1,213.5	0.6	83.1	77.6	51.8	152.8	32.3	32.0	97.1	204.8	156.5	124.1	49.9	150.9
Jan-05	1,197.6	0.6	82.6	76.4	52.1	147.1	31.8	31.6	96.7	201.2	154.7	124.2	50.1	148.5
Feb-05	1,211.8	0.6	83.9	76.6	52.1	147.0	32.0	31.6	97.4	206.4	155.6	126.9	50.6	151.1
Mar-05	1,218.2	0.6	84.9	76.7	52.6	147.4	32.1	31.8	97.4	207.3	156.2	130.1	50.8	150.3
Apr-05	1,223.6	0.6	85.5	77.1	52.9	148.8	32.2	31.5	98.0	209.2	157.3	129.8	50.6	149.5
May-05	1,225.9	0.7	86.5	77.2	53.3	149.3	32.0	31.6	98.6	208.5	156.9	130.3	50.7	149.9
Jun-05	1,212.3	0.7	87.3	77.6	53.1	149.2	31.7	31.6	99.8	207.0	156.3	129.2	50.7	138.1
Jul-05	1,207.1	0.7	88.9	77.7	52.6	148.9	31.4	31.8	100.1	206.1	155.3	126.8	49.5	137.3
Aug-05	1,219.6	0.8	89.2	78.0	52.6	149.1	31.3	32.0	99.5	207.5	156.2	126.8	48.8	147.8
Sep-05	1,224.7	0.8	89.7	78.4	52.6	149.1	31.2	32.4	100.0	209.4	156.4	126.3	48.6	149.8
Oct-05	1,223.9	0.8	90.0	78.4	52.8	150.4	31.1	32.2	100.8	205.5	157.1	125.9	47.8	151.1

**Nonfarm Jobs**  
**Tampa-St Petersburg MSA**

(monthly)

Not Seasonally Adjusted  
Thousands

TWU = Transporation, Warehousing and Utilities

	Total	Mining and Logging	Construction	Manufacturing	Whlse Trade	Retail Trade	TWU	Information	Finance	Professional and Business Services	Education and Health Services	Leisure and Hospitallity	Other Services	Gov't
Nov-05	1,233.4	0.8	91.2	78.5	52.9	154.7	31.3	32.3	101.3	207.2	157.6	126.5	47.6	151.5
Dec-05	1,241.1	0.8	91.7	78.5	53.6	157.6	32.2	32.2	102.7	208.0	158.4	127.3	47.4	150.7
Jan-06	1,224.8	0.9	90.5	78.3	53.3	152.4	31.2	32.1	101.7	206.1	156.8	126.0	45.9	149.6
Feb-06	1,234.6	0.9	91.6	78.4	53.5	151.6	31.2	32.2	102.5	208.8	158.3	128.7	46.5	150.4
Mar-06	1,250.8	0.9	92.8	79.0	53.8	153.2	31.3	32.0	103.1	215.3	159.5	132.5	47.1	150.3
Apr-06	1,249.1	0.9	93.5	78.5	53.8	151.2	31.1	31.8	103.3	215.8	159.8	131.8	46.8	150.8
May-06	1,251.7	0.9	94.2	78.8	54.2	151.2	31.1	31.9	103.5	216.6	160.1	131.4	47.5	150.3
Jun-06	1,241.0	0.8	94.8	79.3	54.0	150.7	30.9	32.0	103.4	217.8	159.4	131.2	48.2	138.5
Jul-06	1,229.7	0.7	94.0	78.4	53.7	149.6	30.7	31.8	102.6	217.1	158.0	128.4	47.3	137.4
Aug-06	1,246.8	0.6	94.5	78.8	54.0	149.7	30.6	31.7	102.6	219.5	159.2	129.4	47.0	149.2
Sep-06	1,249.7	0.6	94.1	78.6	54.0	149.8	30.3	31.6	102.2	218.9	160.9	129.4	47.2	152.1
Oct-06	1,246.8	0.6	93.2	78.1	54.1	150.5	29.7	31.5	102.3	215.7	162.0	128.1	47.2	153.8
Nov-06	1,254.5	0.6	92.4	77.9	54.6	154.8	29.8	31.6	102.1	217.1	163.5	129.3	47.3	153.5
Dec-06	1,263.2	0.7	92.2	77.8	55.0	157.4	30.9	31.7	102.8	218.9	164.9	130.3	47.7	152.9
Jan-07	1,242.0	0.6	90.8	77.0	54.4	151.9	29.3	31.6	101.7	215.3	163.0	127.2	46.9	152.3
Feb-07	1,250.5	0.6	90.8	77.2	54.5	150.9	29.0	31.8	102.7	216.6	164.8	130.4	47.8	153.4
Mar-07	1,262.3	0.6	91.7	77.0	54.6	151.8	29.2	31.9	102.8	219.6	166.7	133.8	48.5	154.1
Apr-07	1,256.7	0.7	88.4	76.6	54.3	151.1	29.0	32.1	102.9	219.8	167.0	133.9	47.1	153.8
May-07	1,253.5	0.7	88.3	76.7	54.6	151.7	28.8	32.2	102.7	217.6	167.2	133.0	47.8	152.2
Jun-07	1,244.3	0.7	88.5	76.6	54.5	151.2	28.9	32.4	102.5	219.5	167.0	131.7	48.5	142.3
Jul-07	1,226.5	0.7	85.8	75.8	53.8	149.5	28.9	31.9	102.2	215.5	164.9	128.9	47.3	141.3
Aug-07	1,239.2	0.7	85.1	75.7	54.0	149.9	29.0	31.9	101.3	216.9	167.0	129.2	47.3	151.2
Sep-07	1,236.0	0.7	84.4	75.5	53.8	150.2	28.9	31.7	100.9	212.4	168.0	128.2	47.2	154.1
Oct-07	1,233.9	0.7	82.6	74.6	54.0	150.0	28.8	31.4	100.6	211.2	169.8	126.9	47.9	155.4
Nov-07	1,241.9	0.7	81.9	74.0	54.6	155.2	29.0	31.4	100.5	211.7	171.4	127.6	48.5	155.4
Dec-07	1,246.4	0.7	81.7	73.8	54.8	156.7	29.8	31.3	100.3	212.2	172.2	128.7	49.2	155.0
Jan-08	1,221.3	0.7	78.7	73.4	54.3	151.0	28.2	30.9	99.0	207.0	170.4	125.8	48.5	153.4
Feb-08	1,229.2	0.6	79.5	73.4	54.3	150.0	28.3	31.1	99.0	208.1	171.7	128.4	49.0	155.8
Mar-08	1,234.0	0.7	79.3	73.3	54.2	150.1	28.3	31.0	98.7	209.7	172.8	131.5	49.2	155.2
Apr-08	1,220.8	0.7	77.5	72.6	53.8	147.3	28.2	31.0	97.8	205.1	172.4	131.3	48.3	154.8
May-08	1,215.7	0.7	77.3	72.5	54.0	146.9	28.2	30.9	97.6	203.2	172.7	129.8	48.7	153.2
Jun-08	1,199.9	0.7	77.4	72.4	53.4	145.8	28.0	30.7	97.1	203.7	170.9	128.3	48.8	142.7
Jul-08	1,182.7	0.6	75.3	72.0	52.5	144.5	27.4	30.3	96.8	201.2	169.2	123.9	47.6	141.4
Aug-08	1,193.2	0.6	74.6	71.5	52.2	144.5	27.2	30.0	96.5	201.5	170.5	124.2	47.4	152.5
Sep-08	1,188.2	0.6	73.6	70.7	51.8	143.3	27.1	29.5	95.9	199.2	171.1	123.0	46.7	155.7
Oct-08	1,182.8	0.5	71.6	69.7	51.5	143.4	27.2	29.6	95.7	196.4	172.3	122.6	45.9	156.4
Nov-08	1,182.2	0.5	70.0	68.8	51.4	146.0	27.2	29.3	95.5	195.7	173.7	121.6	45.5	157.0
Dec-08	1,184.1	0.5	68.6	67.8	51.2	147.1	28.2	29.0	95.4	196.7	174.4	121.9	45.3	158.0
Jan-09	1,154.3	0.5	63.9	66.2	50.0	140.3	26.9	28.7	94.5	192.2	170.9	120.0	44.6	155.6
Feb-09	1,154.9	0.5	62.7	65.6	49.4	138.7	26.5	28.6	93.8	192.6	171.7	122.2	44.5	158.1
Mar-09	1,155.3	0.5	61.8	64.8	49.1	137.9	26.2	28.5	93.5	192.7	173.1	125.0	44.7	157.5
Apr-09	1,148.0	0.5	60.7	63.6	48.4	136.4	26.0	28.1	92.9	191.1	173.0	124.6	44.2	158.5
May-09	1,140.5	0.5	59.9	63.0	48.3	136.5	25.9	27.8	92.7	189.3	173.4	123.2	44.4	156.6
Jun-09	1,124.6	0.5	59.7	62.5	47.5	135.8	25.7	27.7	92.2	190.0	172.2	121.1	44.2	145.5
Jul-09	1,110.9	0.5	58.7	60.9	46.7	134.5	25.5	27.6	91.5	187.8	171.0	117.9	43.6	144.7
Aug-09	1,120.5	0.5	58.3	60.5	46.6	134.8	25.3	27.3	91.1	188.4	171.8	117.9	43.6	154.4
Sep-09	1,118.4	0.5	57.7	59.7	46.4	134.7	25.2	26.9	90.3	188.3	173.1	117.1	43.3	155.2
Oct-09	1,119.7	0.5	56.5	59.3	46.6	135.8	24.8	26.5	89.6	187.7	175.3	117.1	43.5	156.5
Nov-09	1,122.6	0.5	55.4	58.8	46.5	139.5	24.9	26.5	89.2	188.8	176.6	116.4	43.4	156.1
Dec-09	1,125.3	0.5	54.7	58.3	46.7	140.8	25.9	26.5	89.3	189.8	177.4	116.6	43.2	155.6
Jan-10	1,105.7	0.5	51.9	57.7	45.7	136.1	24.8	26.0	87.8	187.4	175.2	115.6	42.5	154.5
Feb-10	1,114.6	0.5	51.9	57.7	45.8	135.9	24.8	26.0	87.7	190.1	176.1	117.8	42.9	157.4
Mar-10	1,123.3	0.5	52.1	57.7	46.2	136.4	24.7	26.0	87.9	192.6	178.1	121.1	43.0	157.0
Apr-10	1,120.3	0.5	51.9	57.6	45.8	136.5	24.8	25.8	87.4	190.8	178.0	121.7	43.1	156.4
May-10	1,126.1	0.5	52.4	58.1	46.3	136.9	24.9	25.8	87.3	190.9	177.6	120.9	43.1	161.4
Jun-10	1,112.9	0.5	52.5	58.2	45.9	137.3	24.7	25.6	87.3	193.0	176.7	119.9	43.3	148.0
Jul-10	1,105.5	0.4	52.8	58.3	45.5	136.4	24.7	25.7	87.1	191.8	175.5	117.4	43.1	146.8
Aug-10	1,115.3	0.4	52.7	58.3	45.4	136.9	24.7	25.5	87.2	193.8	175.8	117.6	42.7	154.3
Sep-10	1,112.0	0.4	51.9	57.8	45.3	136.6	24.5	25.4	86.6	191.9	176.4	116.7	42.5	156.0
Oct-10	1,114.7	0.4	51.3	57.5	44.7	137.3	24.4	25.5	85.9	191.7	178.8	118.0	42.3	156.9
Nov-10	1,119.8	0.4	51.5	57.2	45.4	139.8	24.7	25.6	86.4	191.4	180.5	117.2	42.6	157.1
Dec-10	1,122.3	0.4	51.1	57.2	45.4	141.2	25.6	25.3	86.4	191.9	181.5	117.8	42.9	155.6

**Nonfarm Jobs**  
**Tampa-St Petersburg MSA**

(monthly)

Not Seasonally Adjusted  
 Thousands

TWU = Transporation, Warehousing and Utilities

	Total	Mining and Logging	Construction	Manufacturing	Whlse Trade	Retail Trade	TWU	Information	Finance	Professional and Business Services	Education and Health Services	Leisure and Hosbitality	Other Services	Gov't
Jan-11	1,110.1	0.4	50.0	56.8	45.1	138.0	24.2	25.1	86.5	189.5	179.6	117.2	42.1	155.6
Feb-11	1,117.7	0.4	49.7	57.1	45.4	136.7	24.3	25.3	87.0	192.7	179.4	119.4	42.2	158.1
Mar-11	1,123.8	0.4	48.4	57.3	45.7	138.1	24.6	25.2	86.5	194.0	179.8	123.2	42.7	157.9
Apr-11	1,128.1	0.4	50.1	57.5	45.4	139.4	24.5	25.0	87.3	195.4	179.5	123.2	42.5	157.9
May-11	1,129.9	0.4	50.7	57.4	46.9	140.8	24.6	24.9	88.5	194.7	177.5	124.8	42.4	156.3
Jun-11	1,118.8	0.4	50.5	57.3	45.5	138.4	24.5	24.9	89.7	195.4	176.0	126.5	43.6	146.1
Jul-11	1,116.0	0.4	50.8	57.9	45.7	139.4	24.4	24.6	89.3	195.2	173.3	125.3	45.0	144.7
Aug-11	1,131.4	0.4	52.0	57.9	45.8	139.2	24.4	24.7	90.0	196.9	175.6	126.6	43.8	154.1
Sep-11	1,138.0	0.4	50.9	58.1	46.3	138.5	24.5	24.6	89.5	199.4	176.5	127.8	43.6	157.9
Oct-11	1,138.3	0.4	47.5	57.7	47.1	140.2	24.5	24.9	89.5	200.7	177.7	127.3	42.3	158.5
Nov-11	1,146.7	0.4	48.0	58.8	46.2	142.7	24.6	24.9	90.3	201.2	180.8	128.0	42.6	158.2

**Nonfarm Jobs**  
**Tampa-St Petersburg MSA**

(monthly)

Not Seasonally Adjusted  
 12-Month Change, Thousands

TWU = Transportation, Warehousing and Utilities

	Total	Mining and Logging	Construction	Manufacturing	Wholesale Trade	Retail Trade	TWU	Information	Finance	Professional and Business Services	Education and Health Services	Leisure and Hospitality	Other Services	Gov't
Jan-81	27.1	NA	NA	NA	NA	NA	NA	NA	NA	NA	NA	NA	NA	NA
Feb-81	24.3	NA	NA	NA	NA	NA	NA	NA	NA	NA	NA	NA	NA	NA
Mar-81	27.0	NA	NA	NA	NA	NA	NA	NA	NA	NA	NA	NA	NA	NA
Apr-81	30.6	NA	NA	NA	NA	NA	NA	NA	NA	NA	NA	NA	NA	NA
May-81	32.0	NA	NA	NA	NA	NA	NA	NA	NA	NA	NA	NA	NA	NA
Jun-81	37.0	NA	NA	NA	NA	NA	NA	NA	NA	NA	NA	NA	NA	NA
Jul-81	45.9	NA	NA	NA	NA	NA	NA	NA	NA	NA	NA	NA	NA	NA
Aug-81	37.8	NA	NA	NA	NA	NA	NA	NA	NA	NA	NA	NA	NA	NA
Sep-81	35.4	NA	NA	NA	NA	NA	NA	NA	NA	NA	NA	NA	NA	NA
Oct-81	30.5	NA	NA	NA	NA	NA	NA	NA	NA	NA	NA	NA	NA	NA
Nov-81	29.2	NA	NA	NA	NA	NA	NA	NA	NA	NA	NA	NA	NA	NA
Dec-81	25.8	NA	NA	NA	NA	NA	NA	NA	NA	NA	NA	NA	NA	NA
Jan-82	21.1	NA	NA	NA	NA	NA	NA	NA	NA	NA	NA	NA	NA	NA
Feb-82	21.2	NA	NA	NA	NA	NA	NA	NA	NA	NA	NA	NA	NA	NA
Mar-82	19.0	NA	NA	NA	NA	NA	NA	NA	NA	NA	NA	NA	NA	NA
Apr-82	17.4	NA	NA	NA	NA	NA	NA	NA	NA	NA	NA	NA	NA	NA
May-82	15.8	NA	NA	NA	NA	NA	NA	NA	NA	NA	NA	NA	NA	NA
Jun-82	10.2	NA	NA	NA	NA	NA	NA	NA	NA	NA	NA	NA	NA	NA
Jul-82	7.5	NA	NA	NA	NA	NA	NA	NA	NA	NA	NA	NA	NA	NA
Aug-82	5.4	NA	NA	NA	NA	NA	NA	NA	NA	NA	NA	NA	NA	NA
Sep-82	5.5	NA	NA	NA	NA	NA	NA	NA	NA	NA	NA	NA	NA	NA
Oct-82	7.2	NA	NA	NA	NA	NA	NA	NA	NA	NA	NA	NA	NA	NA
Nov-82	9.1	NA	NA	NA	NA	NA	NA	NA	NA	NA	NA	NA	NA	NA
Dec-82	11.5	NA	NA	NA	NA	NA	NA	NA	NA	NA	NA	NA	NA	NA
Jan-83	16.0	NA	NA	NA	NA	NA	NA	NA	NA	NA	NA	NA	NA	NA
Feb-83	15.6	NA	NA	NA	NA	NA	NA	NA	NA	NA	NA	NA	NA	NA
Mar-83	18.7	NA	NA	NA	NA	NA	NA	NA	NA	NA	NA	NA	NA	NA
Apr-83	24.1	NA	NA	NA	NA	NA	NA	NA	NA	NA	NA	NA	NA	NA
May-83	28.2	NA	NA	NA	NA	NA	NA	NA	NA	NA	NA	NA	NA	NA
Jun-83	32.3	NA	NA	NA	NA	NA	NA	NA	NA	NA	NA	NA	NA	NA
Jul-83	39.8	NA	NA	NA	NA	NA	NA	NA	NA	NA	NA	NA	NA	NA
Aug-83	46.3	NA	NA	NA	NA	NA	NA	NA	NA	NA	NA	NA	NA	NA
Sep-83	46.9	NA	NA	NA	NA	NA	NA	NA	NA	NA	NA	NA	NA	NA
Oct-83	51.8	NA	NA	NA	NA	NA	NA	NA	NA	NA	NA	NA	NA	NA
Nov-83	54.2	NA	NA	NA	NA	NA	NA	NA	NA	NA	NA	NA	NA	NA
Dec-83	56.1	NA	NA	NA	NA	NA	NA	NA	NA	NA	NA	NA	NA	NA
Jan-84	57.1	NA	NA	NA	NA	NA	NA	NA	NA	NA	NA	NA	NA	NA
Feb-84	58.9	NA	NA	NA	NA	NA	NA	NA	NA	NA	NA	NA	NA	NA
Mar-84	60.1	NA	NA	NA	NA	NA	NA	NA	NA	NA	NA	NA	NA	NA
Apr-84	56.5	NA	NA	NA	NA	NA	NA	NA	NA	NA	NA	NA	NA	NA
May-84	57.0	NA	NA	NA	NA	NA	NA	NA	NA	NA	NA	NA	NA	NA
Jun-84	53.6	NA	NA	NA	NA	NA	NA	NA	NA	NA	NA	NA	NA	NA
Jul-84	54.4	NA	NA	NA	NA	NA	NA	NA	NA	NA	NA	NA	NA	NA
Aug-84	55.5	NA	NA	NA	NA	NA	NA	NA	NA	NA	NA	NA	NA	NA
Sep-84	55.0	NA	NA	NA	NA	NA	NA	NA	NA	NA	NA	NA	NA	NA
Oct-84	53.6	NA	NA	NA	NA	NA	NA	NA	NA	NA	NA	NA	NA	NA
Nov-84	54.0	NA	NA	NA	NA	NA	NA	NA	NA	NA	NA	NA	NA	NA
Dec-84	52.2	NA	NA	NA	NA	NA	NA	NA	NA	NA	NA	NA	NA	NA
Jan-85	44.0	NA	NA	NA	NA	NA	NA	NA	NA	NA	NA	NA	NA	NA
Feb-85	45.0	NA	NA	NA	NA	NA	NA	NA	NA	NA	NA	NA	NA	NA
Mar-85	45.0	NA	NA	NA	NA	NA	NA	NA	NA	NA	NA	NA	NA	NA
Apr-85	43.4	NA	NA	NA	NA	NA	NA	NA	NA	NA	NA	NA	NA	NA
May-85	42.1	NA	NA	NA	NA	NA	NA	NA	NA	NA	NA	NA	NA	NA
Jun-85	42.9	NA	NA	NA	NA	NA	NA	NA	NA	NA	NA	NA	NA	NA
Jul-85	40.6	NA	NA	NA	NA	NA	NA	NA	NA	NA	NA	NA	NA	NA
Aug-85	36.0	NA	NA	NA	NA	NA	NA	NA	NA	NA	NA	NA	NA	NA
Sep-85	33.6	NA	NA	NA	NA	NA	NA	NA	NA	NA	NA	NA	NA	NA
Oct-85	31.7	NA	NA	NA	NA	NA	NA	NA	NA	NA	NA	NA	NA	NA
Nov-85	30.8	NA	NA	NA	NA	NA	NA	NA	NA	NA	NA	NA	NA	NA
Dec-85	29.7	NA	NA	NA	NA	NA	NA	NA	NA	NA	NA	NA	NA	NA
Jan-86	31.2	NA	NA	NA	NA	NA	NA	NA	NA	NA	NA	NA	NA	NA
Feb-86	29.2	NA	NA	NA	NA	NA	NA	NA	NA	NA	NA	NA	NA	NA

**Nonfarm Jobs**  
**Tampa-St Petersburg MSA**

(monthly)

Not Seasonally Adjusted  
12-Month Change, Thousands

TWU = Transportation, Warehousing and Utilities

	Total	Mining and Logging	Construction	Manufacturing	Wholesale Trade	Retail Trade	TWU	Information	Finance	Professional and Business Services	Education and Health Services	Leisure and Hospitality	Other Services	Gov't
Mar-86	27.5	NA	NA	NA	NA	NA	NA	NA	NA	NA	NA	NA	NA	NA
Apr-86	26.2	NA	NA	NA	NA	NA	NA	NA	NA	NA	NA	NA	NA	NA
May-86	26.4	NA	NA	NA	NA	NA	NA	NA	NA	NA	NA	NA	NA	NA
Jun-86	24.3	NA	NA	NA	NA	NA	NA	NA	NA	NA	NA	NA	NA	NA
Jul-86	24.1	NA	NA	NA	NA	NA	NA	NA	NA	NA	NA	NA	NA	NA
Aug-86	27.7	NA	NA	NA	NA	NA	NA	NA	NA	NA	NA	NA	NA	NA
Sep-86	29.9	NA	NA	NA	NA	NA	NA	NA	NA	NA	NA	NA	NA	NA
Oct-86	33.0	NA	NA	NA	NA	NA	NA	NA	NA	NA	NA	NA	NA	NA
Nov-86	32.8	NA	NA	NA	NA	NA	NA	NA	NA	NA	NA	NA	NA	NA
Dec-86	34.2	NA	NA	NA	NA	NA	NA	NA	NA	NA	NA	NA	NA	NA
Jan-87	33.1	NA	NA	NA	NA	NA	NA	NA	NA	NA	NA	NA	NA	NA
Feb-87	35.3	NA	NA	NA	NA	NA	NA	NA	NA	NA	NA	NA	NA	NA
Mar-87	37.4	NA	NA	NA	NA	NA	NA	NA	NA	NA	NA	NA	NA	NA
Apr-87	42.1	NA	NA	NA	NA	NA	NA	NA	NA	NA	NA	NA	NA	NA
May-87	42.8	NA	NA	NA	NA	NA	NA	NA	NA	NA	NA	NA	NA	NA
Jun-87	41.1	NA	NA	NA	NA	NA	NA	NA	NA	NA	NA	NA	NA	NA
Jul-87	47.1	NA	NA	NA	NA	NA	NA	NA	NA	NA	NA	NA	NA	NA
Aug-87	43.6	NA	NA	NA	NA	NA	NA	NA	NA	NA	NA	NA	NA	NA
Sep-87	47.4	NA	NA	NA	NA	NA	NA	NA	NA	NA	NA	NA	NA	NA
Oct-87	46.2	NA	NA	NA	NA	NA	NA	NA	NA	NA	NA	NA	NA	NA
Nov-87	44.3	NA	NA	NA	NA	NA	NA	NA	NA	NA	NA	NA	NA	NA
Dec-87	43.0	NA	NA	NA	NA	NA	NA	NA	NA	NA	NA	NA	NA	NA
Jan-88	39.4	NA	NA	NA	NA	NA	NA	NA	NA	NA	NA	NA	NA	NA
Feb-88	40.7	NA	NA	NA	NA	NA	NA	NA	NA	NA	NA	NA	NA	NA
Mar-88	38.6	NA	NA	NA	NA	NA	NA	NA	NA	NA	NA	NA	NA	NA
Apr-88	32.6	NA	NA	NA	NA	NA	NA	NA	NA	NA	NA	NA	NA	NA
May-88	31.4	NA	NA	NA	NA	NA	NA	NA	NA	NA	NA	NA	NA	NA
Jun-88	32.6	NA	NA	NA	NA	NA	NA	NA	NA	NA	NA	NA	NA	NA
Jul-88	16.9	NA	NA	NA	NA	NA	NA	NA	NA	NA	NA	NA	NA	NA
Aug-88	20.9	NA	NA	NA	NA	NA	NA	NA	NA	NA	NA	NA	NA	NA
Sep-88	26.1	NA	NA	NA	NA	NA	NA	NA	NA	NA	NA	NA	NA	NA
Oct-88	23.8	NA	NA	NA	NA	NA	NA	NA	NA	NA	NA	NA	NA	NA
Nov-88	33.5	NA	NA	NA	NA	NA	NA	NA	NA	NA	NA	NA	NA	NA
Dec-88	29.8	NA	NA	NA	NA	NA	NA	NA	NA	NA	NA	NA	NA	NA
Jan-89	29.7	NA	NA	NA	NA	NA	NA	NA	NA	NA	NA	NA	NA	NA
Feb-89	29.5	NA	NA	NA	NA	NA	NA	NA	NA	NA	NA	NA	NA	NA
Mar-89	31.8	NA	NA	NA	NA	NA	NA	NA	NA	NA	NA	NA	NA	NA
Apr-89	28.9	NA	NA	NA	NA	NA	NA	NA	NA	NA	NA	NA	NA	NA
May-89	28.0	NA	NA	NA	NA	NA	NA	NA	NA	NA	NA	NA	NA	NA
Jun-89	28.3	NA	NA	NA	NA	NA	NA	NA	NA	NA	NA	NA	NA	NA
Jul-89	33.5	NA	NA	NA	NA	NA	NA	NA	NA	NA	NA	NA	NA	NA
Aug-89	32.4	NA	NA	NA	NA	NA	NA	NA	NA	NA	NA	NA	NA	NA
Sep-89	26.5	NA	NA	NA	NA	NA	NA	NA	NA	NA	NA	NA	NA	NA
Oct-89	24.0	NA	NA	NA	NA	NA	NA	NA	NA	NA	NA	NA	NA	NA
Nov-89	20.6	NA	NA	NA	NA	NA	NA	NA	NA	NA	NA	NA	NA	NA
Dec-89	24.9	NA	NA	NA	NA	NA	NA	NA	NA	NA	NA	NA	NA	NA
Jan-90	12.4	NA	NA	NA	NA	NA	NA	NA	NA	NA	NA	NA	NA	NA
Feb-90	14.5	NA	NA	NA	NA	NA	NA	NA	NA	NA	NA	NA	NA	NA
Mar-90	12.9	NA	NA	NA	NA	NA	NA	NA	NA	NA	NA	NA	NA	NA
Apr-90	17.5	NA	NA	NA	NA	NA	NA	NA	NA	NA	NA	NA	NA	NA
May-90	17.6	NA	NA	NA	NA	NA	NA	NA	NA	NA	NA	NA	NA	NA
Jun-90	21.0	NA	NA	NA	NA	NA	NA	NA	NA	NA	NA	NA	NA	NA
Jul-90	10.6	NA	NA	NA	NA	NA	NA	NA	NA	NA	NA	NA	NA	NA
Aug-90	16.3	NA	NA	NA	NA	NA	NA	NA	NA	NA	NA	NA	NA	NA
Sep-90	8.8	NA	NA	NA	NA	NA	NA	NA	NA	NA	NA	NA	NA	NA
Oct-90	4.4	NA	NA	NA	NA	NA	NA	NA	NA	NA	NA	NA	NA	NA
Nov-90	-0.5	NA	NA	NA	NA	NA	NA	NA	NA	NA	NA	NA	NA	NA
Dec-90	-6.6	NA	NA	NA	NA	NA	NA	NA	NA	NA	NA	NA	NA	NA
Jan-91	-9.9	-0.1	-5.4	-6.4	-0.2	-6.3	0.9	-0.6	-1.3	4.6	5.0	-1.5	-0.6	2.0
Feb-91	-15.1	-0.2	-6.1	-7.1	-0.6	-6.5	0.4	-0.6	-1.6	3.2	4.5	-2.3	-1.1	2.9
Mar-91	-18.0	-0.2	-6.3	-6.8	-0.7	-6.7	-0.1	0.0	-1.9	2.4	4.4	-3.1	-1.4	2.4
Apr-91	-25.3	-0.1	-6.2	-7.5	-0.9	-4.4	-0.4	0.5	-3.0	-0.6	3.2	-5.4	-1.7	1.2

**Nonfarm Jobs**  
**Tampa-St Petersburg MSA**

(monthly)

Not Seasonally Adjusted  
12-Month Change, Thousands

TWU = Transporation, Warehousing and Utilities

	Total	Mining and Logging	Construction	Manufacturing	Whlse Trade	Retail Trade	TWU	Information	Finance	Professional and Business Services	Education and Health Services	Leisure and Hospitality	Other Services	Gov't
May-91	-25.6	-0.1	-6.7	-7.7	-1.0	-4.4	-0.5	0.5	-3.2	0.1	3.5	-6.0	-1.3	1.2
Jun-91	-31.4	-0.1	-6.6	-7.6	-1.1	-4.5	-0.7	0.2	-3.3	-2.8	3.2	-6.4	-1.1	-0.6
Jul-91	-28.5	-0.1	-6.9	-6.8	-1.1	-4.4	-0.3	0.5	-4.0	-1.6	2.2	-5.8	-0.9	0.7
Aug-91	-34.4	-0.1	-7.1	-6.5	-1.2	-4.4	-0.5	0.7	-4.6	-1.8	2.1	-5.9	-1.1	-4.0
Sep-91	-30.8	-0.1	-7.1	-5.9	-1.0	-3.9	-0.4	0.7	-4.9	-2.5	2.2	-5.6	-1.3	-1.0
Oct-91	-23.8	-0.1	-7.3	-4.6	-0.6	-2.7	0.2	0.7	-4.0	-2.7	3.4	-4.9	-1.3	0.1
Nov-91	-21.8	-0.1	-6.6	-3.6	-0.3	-2.3	0.1	0.8	-4.5	-2.9	4.1	-4.8	-1.1	-0.6
Dec-91	-19.2	-0.1	-6.3	-3.3	-0.3	-3.7	-0.6	1.3	-4.7	-0.2	3.8	-5.5	-1.3	1.7
Jan-92	-7.9	-0.1	-4.3	-2.5	-0.8	-2.1	0.7	0.9	-2.1	1.1	5.0	-5.3	-0.2	1.8
Feb-92	-8.2	0.0	-3.6	-2.6	-0.5	-1.2	1.3	1.1	-2.1	-1.7	5.1	-4.9	0.1	0.8
Mar-92	-4.6	0.0	-2.9	-2.2	-0.4	-1.4	1.7	0.8	-3.0	-2.0	5.1	-4.0	0.3	3.4
Apr-92	2.4	0.0	-2.1	-1.0	-0.3	-2.5	1.1	0.6	-2.3	1.5	7.9	-2.8	0.8	1.5
May-92	5.2	0.0	-1.5	-1.1	-0.1	-2.1	1.1	0.7	-2.2	1.6	6.8	-0.8	0.7	2.1
Jun-92	9.3	0.0	-1.4	-1.7	0.1	-2.2	1.0	1.0	-2.1	2.4	7.1	0.6	0.9	3.6
Jul-92	12.0	0.0	-1.1	-0.3	0.3	-2.0	1.0	1.0	-2.3	3.0	8.2	-1.2	1.0	4.4
Aug-92	6.1	0.0	-1.8	-1.1	-0.1	-2.0	0.5	0.6	-2.4	0.6	8.0	0.0	1.1	2.7
Sep-92	11.9	0.0	-1.9	-0.7	-0.1	-1.4	0.4	0.7	-1.9	1.4	8.1	0.1	1.4	5.8
Oct-92	9.8	-0.1	0.0	-1.8	0.4	-1.9	0.7	0.6	-1.9	0.8	7.5	1.5	1.4	2.6
Nov-92	13.8	-0.1	0.2	-1.5	0.4	-0.9	0.6	0.7	-1.8	0.7	6.7	1.3	1.5	6.0
Dec-92	12.6	-0.1	0.6	-0.9	0.5	-0.1	-0.3	0.6	-1.4	1.6	6.8	-0.1	1.7	3.7
Jan-93	13.5	0.0	3.6	0.1	-0.4	-1.4	-0.6	0.1	-1.3	0.8	4.8	4.0	0.9	2.9
Feb-93	20.7	0.0	3.7	0.6	-0.4	-0.4	-0.8	0.0	-0.7	3.6	5.1	4.0	0.9	5.1
Mar-93	19.7	0.0	3.4	0.8	-0.2	-0.3	-0.5	0.1	0.2	4.6	5.5	3.3	0.8	2.0
Apr-93	25.3	0.0	2.9	0.3	-0.6	0.1	0.1	0.1	-0.5	11.1	3.9	3.0	0.9	4.0
May-93	24.8	0.0	2.7	0.6	-0.6	-1.0	0.3	0.0	-0.2	11.4	4.6	3.2	0.5	3.3
Jun-93	29.2	0.0	2.8	1.5	-0.5	0.6	0.6	-0.3	0.4	12.9	5.2	2.4	0.2	3.4
Jul-93	33.4	0.0	3.8	1.5	-0.7	1.2	0.6	-0.1	1.6	11.2	5.6	4.7	0.5	3.5
Aug-93	37.4	0.0	4.1	1.5	0.1	1.3	1.0	-0.2	2.5	12.3	5.8	4.9	0.7	3.4
Sep-93	37.1	0.0	4.6	0.7	0.4	1.6	1.4	0.0	3.3	12.4	6.3	4.6	0.6	1.2
Oct-93	41.2	0.1	2.9	1.8	0.2	1.7	1.2	-0.1	3.0	18.2	5.5	1.3	0.7	4.7
Nov-93	38.1	0.1	3.4	1.2	0.2	0.3	1.5	-0.3	3.8	18.5	5.9	1.7	0.7	1.1
Dec-93	44.5	0.1	3.2	0.8	0.2	0.9	1.8	-0.1	4.1	19.0	6.3	3.5	0.9	3.8
Jan-94	48.5	0.0	1.9	0.4	1.9	4.1	1.9	0.3	4.9	19.2	5.0	3.6	0.5	4.8
Feb-94	49.5	0.0	1.2	0.2	2.1	3.6	2.0	0.2	4.9	20.0	5.8	5.1	0.5	3.9
Mar-94	51.4	0.0	0.4	0.1	2.0	4.0	1.6	0.5	5.4	20.5	6.6	5.8	0.7	3.8
Apr-94	54.7	0.0	0.7	0.5	3.2	2.8	1.5	0.9	6.6	18.0	7.6	7.0	0.6	5.3
May-94	54.4	0.0	0.6	0.3	3.2	4.2	1.4	0.9	6.0	18.4	7.8	6.1	0.8	4.7
Jun-94	52.8	0.0	1.3	0.3	3.2	2.9	0.8	1.4	5.6	16.9	7.8	6.7	1.0	4.9
Jul-94	50.5	0.0	0.8	-0.9	3.9	2.7	0.7	1.1	5.3	15.6	8.4	7.1	0.8	5.0
Aug-94	47.5	0.0	1.3	-0.3	3.6	3.1	0.7	1.3	4.7	15.4	8.3	4.2	0.5	4.7
Sep-94	49.8	0.0	1.5	0.0	3.5	3.5	0.5	1.2	3.7	14.9	8.5	4.0	0.7	7.8
Oct-94	49.0	0.0	2.1	-0.1	3.3	3.7	0.5	0.3	4.4	12.1	9.9	6.0	1.2	5.6
Nov-94	56.1	0.0	2.0	-0.4	3.0	5.1	0.3	1.5	3.9	11.4	9.9	5.6	0.8	13.0
Dec-94	50.1	0.0	3.0	0.2	3.0	4.9	0.3	1.8	4.0	13.5	9.4	5.1	0.8	4.1
Jan-95	41.3	0.0	2.0	1.4	2.8	5.9	-0.5	0.9	3.3	6.9	11.2	3.4	0.8	3.2
Feb-95	41.9	0.0	2.9	1.3	2.7	5.4	-0.8	1.2	2.6	9.7	10.3	1.8	1.1	3.7
Mar-95	42.0	0.0	4.4	1.2	2.8	4.9	-1.1	1.7	2.2	9.2	9.5	1.7	1.1	4.4
Apr-95	35.9	0.0	4.3	1.3	2.8	4.4	-1.3	1.4	3.1	7.0	6.5	2.1	1.3	3.0
May-95	35.4	0.0	4.2	1.2	2.6	3.8	-1.3	1.6	2.5	8.5	6.1	1.6	1.6	3.0
Jun-95	32.8	-0.1	3.4	0.8	2.7	4.0	-1.2	1.8	2.2	8.5	5.8	0.4	1.4	3.1
Jul-95	26.6	-0.1	3.1	1.1	1.8	3.6	-1.5	1.0	2.8	5.7	4.7	1.3	1.2	1.9
Aug-95	31.5	-0.1	3.3	1.3	2.1	3.6	-1.2	1.3	2.5	8.2	5.1	1.7	1.5	2.2
Sep-95	27.6	-0.1	3.0	1.8	2.1	3.5	-1.6	1.7	2.5	7.6	4.1	1.3	1.1	0.6
Oct-95	25.5	-0.1	2.4	2.0	1.9	4.1	-2.0	1.9	1.3	8.5	2.1	2.0	0.8	0.6
Nov-95	23.3	-0.1	3.2	2.2	2.1	4.4	-1.9	0.9	1.8	11.4	2.3	2.6	1.1	-6.7
Dec-95	29.0	-0.1	2.9	2.0	2.0	4.4	-1.0	0.7	1.6	8.6	2.3	2.4	0.9	2.3
Jan-96	23.4	-0.1	3.9	0.3	0.4	3.0	-0.9	0.6	0.0	11.1	-1.4	3.2	1.4	1.9
Feb-96	25.2	-0.1	4.6	0.7	-0.4	3.5	-0.3	0.6	0.2	9.9	-1.4	4.7	1.4	1.8
Mar-96	32.2	-0.1	4.6	0.3	-0.6	3.8	-0.3	0.2	1.6	11.3	-0.9	4.4	1.1	6.8
Apr-96	17.8	-0.1	4.0	0.0	-1.9	3.0	-0.3	-1.1	-0.1	9.0	1.5	3.3	0.2	0.3
May-96	18.5	-0.1	5.0	0.3	-1.6	3.6	-0.1	-1.3	0.9	6.3	1.4	3.7	0.0	0.4
Jun-96	18.1	0.0	5.0	0.3	-1.6	3.3	-0.1	-1.8	1.4	7.0	0.4	4.3	0.1	-0.2

**Nonfarm Jobs**  
**Tampa-St Petersburg MSA**

(monthly)

Not Seasonally Adjusted  
12-Month Change, Thousands

TWU = Transportation, Warehousing and Utilities

	Total	Mining and Logging	Construction	Manufacturing	Wholesale Trade	Retail Trade	TWU	Information	Finance	Professional and Business Services	Education and Health Services	Leisure and Hospitality	Other Services	Gov't
Jul-96	24.6	0.0	4.3	0.8	-1.8	5.1	0.4	-1.5	0.4	15.0	-1.0	1.4	0.4	1.1
Aug-96	23.8	0.1	4.1	0.7	-1.9	4.7	0.0	-1.4	1.5	12.8	-1.2	2.6	0.3	1.5
Sep-96	25.1	0.0	4.3	-0.1	-2.1	4.5	0.2	-1.3	2.0	14.8	-1.3	2.4	0.4	1.3
Oct-96	30.0	0.1	6.0	-0.3	-2.0	3.6	0.2	-1.3	3.1	12.5	-0.1	5.3	0.1	2.8
Nov-96	27.5	0.1	5.3	-0.2	-1.6	3.8	0.2	-1.2	2.8	12.6	-0.4	3.7	0.1	2.3
Dec-96	26.6	0.1	5.3	0.2	-1.6	3.6	0.1	-1.3	2.8	13.9	-0.4	3.8	0.1	0.0
Jan-97	33.9	0.1	4.5	0.4	0.3	3.9	0.6	0.5	3.5	18.3	0.1	0.6	0.0	1.1
Feb-97	30.4	0.0	3.7	1.0	1.3	2.8	0.4	0.7	3.7	17.0	0.3	-0.8	0.0	0.3
Mar-97	25.1	0.0	3.0	1.5	1.3	2.4	0.8	0.6	2.9	19.3	-0.3	-1.3	0.2	-5.3
Apr-97	44.8	0.0	4.3	2.8	2.5	5.8	1.4	2.7	4.4	20.1	-0.6	-0.7	0.7	1.4
May-97	43.5	0.0	3.5	3.5	2.5	5.4	0.9	3.4	4.5	19.7	-0.2	-1.5	0.9	0.9
Jun-97	46.6	0.0	3.8	4.0	2.4	5.3	1.1	3.5	4.6	21.3	0.3	-2.1	0.9	1.5
Jul-97	53.3	0.0	4.9	3.3	2.8	3.9	1.2	4.0	4.8	28.0	0.6	-1.3	0.7	0.4
Aug-97	55.2	-0.1	4.8	3.1	2.7	3.8	0.7	4.0	4.8	30.3	0.9	-1.3	0.5	1.0
Sep-97	55.6	0.0	4.6	4.0	2.7	3.5	1.9	3.1	4.8	30.9	1.3	-1.3	0.7	-0.6
Oct-97	55.7	0.0	3.2	3.5	2.8	7.6	1.7	2.6	5.4	30.4	-1.5	-3.1	1.1	2.0
Nov-97	53.6	0.0	3.0	3.7	2.5	6.1	1.5	2.8	5.6	31.2	-0.9	-2.8	0.7	0.2
Dec-97	54.0	0.0	2.9	3.7	2.8	7.1	1.6	3.4	7.0	25.2	-0.2	-2.6	0.8	2.3
Jan-98	55.9	0.0	1.7	6.8	3.2	6.1	2.4	3.4	8.3	16.4	3.4	0.4	1.4	2.4
Feb-98	58.2	0.0	2.2	6.2	2.2	6.3	3.1	3.6	9.0	18.8	3.8	0.0	1.3	1.7
Mar-98	52.1	0.0	1.8	5.7	2.1	6.9	2.8	3.5	8.7	15.1	2.8	-0.6	1.1	2.2
Apr-98	43.3	0.0	0.9	3.1	2.2	2.5	2.2	2.4	7.2	16.5	0.8	2.7	1.2	1.6
May-98	46.4	0.0	1.5	1.9	2.1	2.2	2.6	2.1	7.3	19.6	0.9	3.5	0.9	1.8
Jun-98	49.1	0.0	1.2	1.9	2.1	3.8	2.8	2.3	6.9	19.5	1.1	4.8	1.1	1.6
Jul-98	36.7	0.0	0.5	1.9	2.4	4.8	2.2	1.6	6.6	7.0	1.1	5.7	1.0	1.9
Aug-98	32.3	0.0	0.3	1.8	2.2	4.1	2.7	1.4	6.0	7.0	0.7	4.3	0.9	0.9
Sep-98	28.8	0.1	-0.4	1.4	2.0	4.6	1.7	1.9	5.9	4.4	-0.6	4.8	0.7	2.3
Oct-98	32.0	-0.1	0.2	2.1	2.3	1.9	2.2	4.7	6.2	6.3	2.0	3.2	1.1	-0.1
Nov-98	32.2	-0.1	0.2	2.2	1.8	2.0	2.3	4.6	6.0	6.0	0.4	2.7	1.3	2.8
Dec-98	31.0	0.0	0.2	1.4	1.3	0.9	2.3	3.8	5.5	10.4	-0.1	2.5	0.9	1.9
Jan-99	23.7	-0.1	0.1	-0.4	0.2	-1.5	0.4	4.5	5.3	17.9	-2.2	-0.4	0.8	-0.9
Feb-99	27.7	0.1	-0.3	0.2	1.1	-0.3	-0.2	4.3	5.1	18.8	-2.1	-0.5	0.8	0.7
Mar-99	33.4	0.1	0.2	0.3	1.2	-0.6	1.0	4.0	5.1	22.5	-1.1	-0.8	0.9	0.6
Apr-99	35.8	0.1	-0.4	2.2	0.7	3.0	-0.2	3.8	4.9	23.0	-1.6	-0.8	0.8	0.3
May-99	36.0	0.0	-0.4	2.7	0.4	2.7	-0.4	3.6	4.9	23.8	-1.3	-1.9	1.2	0.7
Jun-99	36.2	0.0	-0.1	2.8	0.6	1.9	-0.7	3.4	5.1	24.6	-2.0	-1.3	1.0	0.9
Jul-99	32.3	0.1	-0.3	3.5	0.0	1.8	0.0	3.3	6.1	18.8	-1.2	-1.0	0.9	0.3
Aug-99	32.0	0.1	-0.4	3.4	-0.3	2.4	0.2	3.1	6.3	18.5	-1.7	-0.9	0.9	0.4
Sep-99	32.6	0.0	-0.1	2.9	0.0	2.1	-0.4	3.2	6.5	19.1	-0.6	-1.7	1.0	0.6
Oct-99	33.0	0.1	0.1	3.1	-0.2	0.1	0.0	1.2	5.2	23.1	0.2	-1.3	0.7	0.7
Nov-99	34.3	0.1	-0.1	3.3	0.0	0.7	0.4	1.1	4.7	20.4	1.1	-1.0	0.7	2.9
Dec-99	36.2	0.0	0.3	3.6	0.5	0.9	-0.7	2.1	3.9	21.5	0.8	-1.3	1.1	3.5
Jan-00	49.8	0.1	1.6	3.7	1.5	6.4	0.8	0.3	3.8	21.3	1.7	-0.4	0.9	8.1
Feb-00	46.9	0.0	2.3	3.4	1.2	6.3	0.6	0.2	3.3	20.6	1.3	1.0	0.9	5.8
Mar-00	55.5	0.0	3.1	4.3	1.7	7.2	0.2	1.0	3.9	21.3	1.2	3.9	1.3	6.4
Apr-00	52.5	0.0	3.8	3.1	2.0	4.0	1.1	0.8	5.1	15.6	3.3	3.3	1.1	9.3
May-00	52.6	0.1	3.7	3.0	2.4	4.9	1.4	0.8	4.6	13.1	1.0	4.7	1.1	11.8
Jun-00	35.9	0.1	4.8	3.1	2.8	5.1	1.8	1.5	4.1	8.1	0.5	4.1	1.2	-1.3
Jul-00	42.1	0.0	4.0	2.5	2.3	3.2	2.0	2.2	3.2	11.7	0.6	3.4	1.1	5.9
Aug-00	55.8	0.0	4.3	2.7	2.7	4.5	2.0	2.5	3.0	11.7	1.3	3.2	1.1	16.8
Sep-00	48.8	0.0	4.8	3.0	3.0	3.8	2.3	2.6	2.9	12.8	1.2	3.3	1.2	7.9
Oct-00	34.0	0.0	3.3	1.2	3.1	4.4	0.4	3.9	2.7	3.0	0.0	3.2	0.9	7.9
Nov-00	34.1	0.0	4.0	0.6	3.6	5.0	0.4	4.0	3.3	2.2	0.1	3.6	1.0	6.3
Dec-00	30.7	0.0	3.1	0.1	3.4	4.4	1.0	3.1	2.7	2.6	-0.2	3.8	0.7	6.0
Jan-01	1.7	0.0	0.6	-2.3	1.3	-2.7	-1.6	2.4	1.7	-3.1	-2.0	3.8	-0.3	3.9
Feb-01	-0.1	0.0	0.1	-3.3	1.1	-3.9	-1.8	2.1	2.0	-1.4	-2.5	3.1	-0.7	5.1
Mar-01	-9.2	0.0	-0.7	-4.3	0.5	-4.6	-2.6	1.4	1.8	-4.9	-2.2	2.0	-0.7	5.1
Apr-01	-10.7	0.0	-0.5	-4.2	-0.2	-4.5	-2.3	1.7	1.4	-4.3	-1.8	0.8	0.0	3.2
May-01	-14.8	0.0	-0.4	-4.9	-1.0	-4.9	-2.5	1.0	1.2	-6.2	-0.1	1.2	0.3	1.5
Jun-01	-12.9	0.0	-1.5	-5.9	-2.1	-5.3	-2.7	-0.4	1.5	-3.3	1.4	-0.1	0.9	4.6
Jul-01	-9.9	0.0	0.2	-6.3	-1.5	-4.4	-3.4	-0.5	0.5	-2.2	0.4	2.3	0.6	4.4
Aug-01	-10.7	0.0	-0.1	-6.3	-1.7	-5.6	-3.6	-1.5	0.6	-3.1	1.0	3.1	0.9	5.6

**Nonfarm Jobs**  
**Tampa-St Petersburg MSA**

(monthly)

Not Seasonally Adjusted  
 12-Month Change, Thousands

TWU = Transporation, Warehousing and Utilities

	Total	Mining and Logging	Construction	Manufacturing	Whise Trade	Retail Trade	TWU	Information	Finance	Professional and Business Services	Education and Health Services	Leisure and Hospitality	Other Services	Gov't
Sep-01	-18.0	0.0	-0.5	-7.3	-2.3	-4.8	-3.7	-2.8	-0.1	-5.1	1.0	2.8	0.8	4.0
Oct-01	-13.2	0.0	-0.1	-6.0	-2.5	-4.6	-3.0	-3.5	-0.2	-4.2	2.0	4.3	0.9	3.7
Nov-01	-17.7	0.0	0.1	-6.3	-3.3	-4.6	-3.6	-4.2	-0.7	-3.6	1.9	3.4	1.3	1.9
Dec-01	-19.5	0.0	0.3	-6.3	-3.3	-5.3	-3.4	-5.1	-0.9	-5.9	2.8	3.2	1.7	2.7
Jan-02	-7.5	0.0	2.0	-5.6	-1.6	0.5	-1.5	-3.8	0.0	-5.2	2.2	1.3	2.9	1.3
Feb-02	-8.1	0.0	1.9	-5.8	-1.6	-0.5	-1.6	-4.2	0.2	-4.9	2.3	1.5	3.3	1.3
Mar-02	-10.8	0.0	1.4	-5.6	-1.7	-0.7	-2.0	-4.0	-0.5	-6.0	2.7	1.8	3.0	0.8
Apr-02	-7.8	0.0	1.3	-5.0	-1.7	0.5	-1.6	-4.0	-1.3	-4.4	2.8	2.2	2.4	1.0
May-02	-7.1	0.0	1.4	-5.0	-1.1	0.5	-1.9	-3.7	-1.1	-2.8	3.4	1.9	2.0	-0.7
Jun-02	-12.7	0.0	1.0	-4.3	-1.2	-1.2	-2.0	-3.7	-0.9	-5.9	2.6	2.5	1.7	-1.3
Jul-02	-10.0	0.0	0.7	-3.7	-1.1	-1.2	-1.7	-3.6	0.5	-3.8	3.1	-0.4	2.2	-1.0
Aug-02	-10.3	0.0	1.7	-3.7	-1.1	-0.2	-1.6	-3.0	0.5	-8.9	3.1	1.2	2.3	-0.6
Sep-02	-7.3	0.0	2.3	-2.9	-1.1	-1.6	-2.0	-2.1	0.6	-8.1	2.9	2.5	2.3	-0.1
Oct-02	-6.9	0.0	3.3	-3.1	-1.3	-1.8	-1.7	-2.3	1.1	-7.4	3.3	0.1	3.0	-0.1
Nov-02	-1.5	0.0	2.9	-3.0	-1.1	-3.8	-2.0	-1.6	1.6	-2.1	3.9	0.1	2.7	0.9
Dec-02	-0.4	0.0	2.6	-3.0	-1.4	-2.4	-2.4	-1.0	2.0	-2.4	3.3	0.6	2.6	1.1
Jan-03	0.4	0.0	2.1	-3.4	-3.1	-4.4	-2.5	-1.6	1.6	2.0	4.3	2.8	2.3	0.3
Feb-03	-3.2	0.0	2.7	-3.0	-3.0	-4.0	-2.6	-1.4	1.3	-0.7	4.5	0.8	1.7	0.5
Mar-03	-0.2	0.0	2.9	-3.4	-3.3	-4.3	-2.1	-1.5	1.4	4.2	4.3	0.4	1.2	0.0
Apr-03	-1.9	0.0	2.8	-3.6	-2.6	-3.9	-2.3	-0.8	2.0	2.7	4.7	-0.6	0.8	-1.1
May-03	-3.4	0.0	3.0	-3.5	-2.9	-3.3	-1.9	-0.8	2.2	-0.5	4.5	-1.0	0.5	0.3
Jun-03	-0.1	0.0	3.4	-4.2	-2.8	-1.9	-2.0	-0.8	2.0	1.7	4.4	-0.1	0.2	0.0
Jul-03	1.4	0.0	2.7	-4.5	-2.8	-1.2	-1.5	-0.7	1.6	1.6	5.0	1.1	-0.2	0.3
Aug-03	1.7	0.0	2.5	-4.7	-2.9	-2.4	-1.4	-0.9	1.7	5.4	5.6	-0.1	-0.8	-0.3
Sep-03	3.9	0.0	1.8	-4.6	-2.7	-0.8	-0.5	-1.1	1.5	6.1	5.9	-0.4	-0.7	-0.6
Oct-03	8.0	0.0	1.5	-4.5	-2.8	0.6	-0.3	-1.5	1.0	11.7	4.4	0.6	-1.9	-0.8
Nov-03	-0.2	0.1	1.1	-4.5	-2.8	0.3	0.0	-2.0	0.2	6.4	3.8	0.9	-2.0	-1.7
Dec-03	2.0	0.1	2.4	-4.2	-2.7	-0.6	0.6	-2.0	0.2	8.8	3.8	0.8	-1.9	-3.3
Jan-04	19.8	0.1	4.1	-2.5	-0.6	2.7	1.2	-1.7	0.8	11.1	5.5	1.5	-1.3	-1.1
Feb-04	24.4	0.1	4.2	-2.2	-0.2	3.0	1.4	-1.8	0.6	11.3	5.5	3.3	-0.7	-0.1
Mar-04	26.3	0.1	5.5	-1.4	-0.1	3.3	1.4	-1.3	0.9	9.2	5.0	3.7	0.3	-0.3
Apr-04	38.7	0.1	6.8	0.2	-0.4	4.0	1.5	-2.5	1.9	16.5	5.2	3.8	0.6	1.0
May-04	40.9	0.1	6.2	0.5	-0.2	3.7	1.5	-2.3	1.7	18.7	5.3	3.6	1.1	1.0
Jun-04	44.2	0.1	6.0	1.1	0.5	3.7	1.6	-1.8	1.2	21.1	5.2	2.9	1.6	1.0
Jul-04	45.9	0.1	7.4	1.4	0.6	3.7	1.0	-2.3	1.1	21.9	4.7	3.4	1.6	1.3
Aug-04	44.6	0.1	6.9	1.7	0.8	3.1	0.9	-1.8	0.9	21.6	3.7	3.6	1.8	1.3
Sep-04	42.8	0.1	7.9	1.6	0.8	2.5	0.3	-1.7	1.3	19.7	3.1	3.9	2.0	1.3
Oct-04	48.3	0.1	9.8	2.2	1.2	2.6	0.4	-1.1	2.4	18.1	4.1	4.3	2.7	1.5
Nov-04	55.5	0.0	9.9	2.4	1.7	4.6	0.5	-1.0	3.0	20.1	4.3	4.9	3.1	2.0
Dec-04	56.0	0.0	9.5	2.4	1.8	5.3	0.0	-0.8	3.0	21.4	4.1	4.3	2.5	2.5
Jan-05	48.6	0.0	9.4	1.1	1.7	3.9	0.1	-1.0	3.0	17.6	3.8	4.4	2.3	2.3
Feb-05	49.4	0.0	9.6	1.1	1.2	4.8	0.2	-0.7	3.2	18.5	3.4	3.9	2.3	1.9
Mar-05	43.8	0.0	9.1	0.7	1.9	4.7	0.2	-1.1	2.8	15.4	3.2	3.7	1.7	1.5
Apr-05	40.5	0.0	8.3	0.1	2.3	6.1	0.2	-0.5	2.8	11.4	3.3	4.0	2.0	0.5
May-05	41.2	0.1	8.9	0.2	2.5	6.2	-0.2	-0.5	3.1	11.5	2.2	5.1	1.6	0.5
Jun-05	37.4	0.1	9.2	0.1	2.0	6.4	-0.4	-0.6	4.2	7.8	2.1	5.1	0.8	0.6
Jul-05	39.7	0.1	10.0	0.6	1.9	6.8	-0.5	0.2	4.7	8.6	2.2	4.4	0.2	0.5
Aug-05	40.3	0.2	9.9	0.6	1.8	7.3	-0.6	0.2	4.0	10.2	2.2	4.2	-0.2	0.5
Sep-05	44.1	0.2	9.5	1.1	1.8	7.1	-0.4	0.6	4.7	13.6	1.8	3.7	-0.7	1.1
Oct-05	31.0	0.2	7.7	0.9	1.8	5.6	-0.8	0.4	4.6	6.5	2.0	3.1	-1.8	0.8
Nov-05	28.7	0.2	8.8	1.0	1.4	5.1	-0.7	0.4	4.7	5.4	1.5	2.8	-2.5	0.6
Dec-05	27.6	0.2	8.6	0.9	1.8	4.8	-0.1	0.2	5.6	3.2	1.9	3.2	-2.5	-0.2
Jan-06	27.2	0.3	7.9	1.9	1.2	5.3	-0.6	0.5	5.0	4.9	2.1	1.8	-4.2	1.1
Feb-06	22.8	0.3	7.7	1.8	1.4	4.6	-0.8	0.6	5.1	2.4	2.7	1.8	-4.1	-0.7
Mar-06	32.6	0.3	7.9	2.3	1.2	5.8	-0.8	0.2	5.7	8.0	3.3	2.4	-3.7	0.0
Apr-06	25.5	0.3	8.0	1.4	0.9	2.4	-1.1	0.3	4.7	6.6	2.5	2.0	-3.8	1.3
May-06	25.8	0.2	7.7	1.6	0.9	1.9	-0.9	0.3	4.5	8.1	3.2	1.1	-3.2	0.4
Jun-06	28.7	0.1	7.5	1.7	0.9	1.5	-0.8	0.4	3.6	10.8	3.1	2.0	-2.5	0.4
Jul-06	22.6	0.0	5.1	0.7	1.1	0.7	-0.7	0.0	2.5	11.0	2.7	1.6	-2.2	0.1
Aug-06	27.2	-0.2	5.3	0.8	1.4	0.6	-0.7	-0.3	3.1	12.0	3.0	2.6	-1.8	1.4
Sep-06	25.0	-0.2	4.4	0.2	1.4	0.7	-0.9	-0.8	2.2	9.5	4.5	3.1	-1.4	2.3
Oct-06	22.9	-0.2	3.2	-0.3	1.3	0.1	-1.4	-0.7	1.5	10.2	4.9	2.2	-0.6	2.7

**Nonfarm Jobs**  
**Tampa-St Petersburg MSA**

(monthly)

Not Seasonally Adjusted  
12-Month Change, Thousands

TWU = Transporation, Warehousing and Utilities

	Total	Mining and Logging	Construction	Manufacturing	Whise Trade	Retail Trade	TWU	Information	Finance	Professional and Business Services	Education and Health Services	Leisure and Hospitality	Other Services	Gov't
Nov-06	21.1	-0.2	1.2	-0.6	1.7	0.1	-1.5	-0.7	0.8	9.9	5.9	2.8	-0.3	2.0
Dec-06	22.1	-0.1	0.5	-0.7	1.4	-0.2	-1.3	-0.5	0.1	10.9	6.5	3.0	0.3	2.2
Jan-07	17.2	-0.3	0.3	-1.3	1.1	-0.5	-1.9	-0.5	0.0	9.2	6.2	1.2	1.0	2.7
Feb-07	15.9	-0.3	-0.8	-1.2	1.0	-0.7	-2.2	-0.4	0.2	7.8	6.5	1.7	1.3	3.0
Mar-07	11.5	-0.3	-1.1	-2.0	0.8	-1.4	-2.1	-0.1	-0.3	4.3	7.2	1.3	1.4	3.8
Apr-07	7.6	-0.2	-5.1	-1.9	0.5	-0.1	-2.1	0.3	-0.4	4.0	7.2	2.1	0.3	3.0
May-07	1.8	-0.2	-5.9	-2.1	0.4	0.5	-2.3	0.3	-0.8	1.0	7.1	1.6	0.3	1.9
Jun-07	3.3	-0.1	-6.3	-2.7	0.5	0.5	-2.0	0.4	-0.9	1.7	7.6	0.5	0.3	3.8
Jul-07	-3.2	0.0	-8.2	-2.6	0.1	-0.1	-1.8	0.1	-0.4	-1.6	6.9	0.5	0.0	3.9
Aug-07	-7.6	0.1	-9.4	-3.1	0.0	0.2	-1.6	0.2	-1.3	-2.6	7.8	-0.2	0.3	2.0
Sep-07	-13.7	0.1	-9.7	-3.1	-0.2	0.4	-1.4	0.1	-1.3	-6.5	7.1	-1.2	0.0	2.0
Oct-07	-12.9	0.1	-10.6	-3.5	-0.1	-0.5	-0.9	-0.1	-1.7	-4.5	7.8	-1.2	0.7	1.6
Nov-07	-12.6	0.1	-10.5	-3.9	0.0	0.4	-0.8	-0.2	-1.6	-5.4	7.9	-1.7	1.2	1.9
Dec-07	-16.8	0.0	-10.5	-4.0	-0.2	-0.7	-1.1	-0.4	-2.5	-6.7	7.3	-1.6	1.5	2.1
Jan-08	-20.7	0.1	-12.1	-3.6	-0.1	-0.9	-1.1	-0.7	-2.7	-8.3	7.4	-1.4	1.6	1.1
Feb-08	-21.3	0.0	-11.3	-3.8	-0.2	-0.9	-0.7	-0.7	-3.7	-8.5	6.9	-2.0	1.2	2.4
Mar-08	-28.3	0.1	-12.4	-3.7	-0.4	-1.7	-0.9	-0.9	-4.1	-9.9	6.1	-2.3	0.7	1.1
Apr-08	-35.9	0.0	-10.9	-4.0	-0.5	-3.8	-0.8	-1.1	-5.1	-14.7	5.4	-2.6	1.2	1.0
May-08	-37.8	0.0	-11.0	-4.2	-0.6	-4.8	-0.6	-1.3	-5.1	-14.4	5.5	-3.2	0.9	1.0
Jun-08	-44.4	0.0	-11.1	-4.2	-1.1	-5.4	-0.9	-1.7	-5.4	-15.8	3.9	-3.4	0.3	0.4
Jul-08	-43.8	-0.1	-10.5	-3.8	-1.3	-5.0	-1.5	-1.6	-5.4	-14.3	4.3	-5.0	0.3	0.1
Aug-08	-46.0	-0.1	-10.5	-4.2	-1.8	-5.4	-1.8	-1.9	-4.8	-15.4	3.5	-5.0	0.1	1.3
Sep-08	-47.8	-0.1	-10.8	-4.8	-2.0	-6.9	-1.8	-2.2	-5.0	-13.2	3.1	-5.2	-0.5	1.6
Oct-08	-51.1	-0.2	-11.0	-4.9	-2.5	-6.6	-1.6	-1.8	-4.9	-14.8	2.5	-4.3	-2.0	1.0
Nov-08	-59.7	-0.2	-11.9	-5.2	-3.2	-9.2	-1.8	-2.1	-5.0	-16.0	2.3	-6.0	-3.0	1.6
Dec-08	-62.3	-0.2	-13.1	-6.0	-3.6	-9.6	-1.6	-2.3	-4.9	-15.5	2.2	-6.8	-3.9	3.0
Jan-09	-67.0	-0.2	-14.8	-7.2	-4.3	-10.7	-1.3	-2.2	-4.5	-14.8	0.5	-5.8	-3.9	2.2
Feb-09	-74.3	-0.1	-16.8	-7.8	-4.9	-11.3	-1.8	-2.5	-5.2	-15.5	0.0	-6.2	-4.5	2.3
Mar-09	-78.7	-0.2	-17.5	-8.5	-5.1	-12.2	-2.1	-2.5	-5.2	-17.0	0.3	-6.5	-4.5	2.3
Apr-09	-72.8	-0.2	-16.8	-9.0	-5.4	-10.9	-2.2	-2.9	-4.9	-14.0	0.6	-6.7	-4.1	3.7
May-09	-75.2	-0.2	-17.4	-9.5	-5.7	-10.4	-2.3	-4.9	-5.7	-13.9	0.7	-6.6	-4.3	2.4
Jun-09	-75.3	-0.2	-17.7	-9.9	-5.9	-10.0	-2.3	-3.0	-4.9	-13.7	1.3	-7.2	-4.6	2.8
Jul-09	-71.8	-0.1	-16.6	-11.1	-5.8	-10.0	-1.9	-2.7	-5.3	-13.4	1.8	-6.0	-4.0	3.3
Aug-09	-72.7	-0.1	-16.3	-11.0	-5.6	-9.7	-1.9	-2.7	-5.4	-13.1	1.3	-6.3	-3.8	1.9
Sep-09	-69.8	-0.1	-15.9	-11.0	-5.4	-8.6	-1.9	-2.6	-5.6	-10.9	2.0	-5.9	-3.4	-0.5
Oct-09	-63.1	0.0	-15.1	-10.4	-4.9	-7.6	-2.4	-3.1	-6.1	-8.7	3.0	-5.5	-2.4	0.1
Nov-09	-59.6	0.0	-14.6	-10.0	-4.9	-6.5	-2.3	-2.8	-6.3	-6.9	2.9	-5.2	-2.1	-0.9
Dec-09	-58.8	0.0	-13.9	-9.5	-4.5	-6.3	-2.3	-2.5	-6.1	-6.9	3.0	-5.3	-2.1	-2.4
Jan-10	-48.6	0.0	-12.0	-8.5	-4.3	-4.2	-2.1	-2.7	-6.7	-4.8	4.3	-4.4	-2.1	-1.1
Feb-10	-40.3	0.0	-10.8	-7.9	-3.6	-2.8	-1.7	-2.6	-6.1	-2.5	4.4	-4.4	-1.6	-0.7
Mar-10	-32.0	0.0	-9.7	-7.1	-2.9	-1.5	-1.5	-2.5	-5.6	-0.1	5.0	-3.9	-1.7	-0.5
Apr-10	-27.7	0.0	-8.8	-6.0	-2.6	0.1	-1.2	-2.3	-5.5	-0.3	5.0	-2.9	-1.1	-2.1
May-10	-14.4	0.0	-7.5	-4.9	-2.0	0.4	-1.0	-2.0	-5.4	1.6	4.2	-2.3	-1.3	5.8
Jun-10	-11.7	0.0	-7.2	-4.3	-1.6	1.5	-1.0	-2.1	-4.9	3.0	4.5	-1.2	-0.9	2.5
Jul-10	-5.4	-0.1	-5.9	-2.6	-1.2	1.9	-0.8	-1.9	-4.4	4.0	4.5	-0.5	-0.5	2.1
Aug-10	-5.2	-0.1	-5.6	-2.2	-1.2	2.1	-0.6	-1.8	-3.9	5.4	4.0	-0.3	-0.9	-0.1
Sep-10	-6.4	-0.1	-5.8	-1.9	-1.9	1.9	-0.7	-1.5	-3.7	3.6	3.3	-0.4	-0.8	0.8
Oct-10	-5.0	-0.1	-5.2	-1.8	-1.9	1.5	-0.4	-1.0	-3.7	4.0	3.5	0.9	-1.2	0.4
Nov-10	-2.8	-0.1	-3.9	-1.6	-1.1	0.3	-0.2	-0.9	-3.8	2.6	3.9	0.8	-0.8	1.0
Dec-10	-3.0	-0.1	-3.6	-1.1	-1.3	0.4	-0.3	-1.2	-2.9	2.1	4.1	1.2	-0.3	0.0
Jan-11	4.4	-0.1	-1.9	-0.9	-0.6	1.9	-0.6	-0.9	-1.3	2.1	4.4	1.6	-0.4	1.1
Feb-11	3.1	-0.1	-2.2	-0.6	-0.4	0.8	-0.5	-0.7	-0.7	2.6	3.3	1.6	-0.7	0.7
Mar-11	0.5	-0.1	-3.7	-0.4	-0.5	1.7	-0.1	-0.8	-1.4	1.4	1.7	2.1	-0.3	0.9
Apr-11	7.8	-0.1	-1.8	-0.1	-0.4	2.9	-0.3	-0.8	-0.1	4.6	1.5	1.5	-0.6	1.5
May-11	3.8	-0.1	-1.7	-0.7	0.6	3.9	-0.3	-0.9	1.2	3.8	-0.1	3.9	-0.7	-5.1
Jun-11	5.9	-0.1	-2.0	-0.9	-0.4	1.1	-0.2	-0.7	2.4	2.4	-0.7	6.6	0.3	-1.9
Jul-11	10.5	0.0	-2.0	-0.4	0.2	3.0	-0.3	-1.1	2.2	3.4	-2.2	7.9	1.9	-2.1
Aug-11	16.1	0.0	-0.7	-0.4	0.4	2.3	-0.3	-0.8	2.8	3.1	-0.2	9.0	1.1	-0.2
Sep-11	26.0	0.0	-1.0	0.3	1.0	1.9	0.0	-0.8	2.9	7.5	0.1	11.1	1.1	1.9
Oct-11	23.6	0.0	-3.8	0.2	2.4	2.9	0.1	-0.6	3.6	9.0	-1.1	9.3	0.0	1.6
Nov-11	26.9	0.0	-3.5	1.6	0.8	2.9	-0.1	-0.7	3.9	9.8	0.3	10.8	0.0	1.1

**Nonfarm Jobs**  
**Tampa-St Petersburg MSA**

(monthly)

Not Seasonally Adjusted  
 12-Month % Change

TWU = Transportation, Warehousing and Utilities

	Total	Mining and Logging	Construction	Manufacturing	Wholesale Trade	Retail Trade	TWU	Information	Finance	Professional and Business Services	Education and Health Services	Leisure and Hospitality	Other Services	Gov't
Jan-81	4.92%	NA	NA	NA	NA	NA	NA	NA	NA	NA	NA	NA	NA	NA
Feb-81	4.35%	NA	NA	NA	NA	NA	NA	NA	NA	NA	NA	NA	NA	NA
Mar-81	4.81%	NA	NA	NA	NA	NA	NA	NA	NA	NA	NA	NA	NA	NA
Apr-81	5.48%	NA	NA	NA	NA	NA	NA	NA	NA	NA	NA	NA	NA	NA
May-81	5.75%	NA	NA	NA	NA	NA	NA	NA	NA	NA	NA	NA	NA	NA
Jun-81	6.67%	NA	NA	NA	NA	NA	NA	NA	NA	NA	NA	NA	NA	NA
Jul-81	8.55%	NA	NA	NA	NA	NA	NA	NA	NA	NA	NA	NA	NA	NA
Aug-81	6.94%	NA	NA	NA	NA	NA	NA	NA	NA	NA	NA	NA	NA	NA
Sep-81	6.35%	NA	NA	NA	NA	NA	NA	NA	NA	NA	NA	NA	NA	NA
Oct-81	5.41%	NA	NA	NA	NA	NA	NA	NA	NA	NA	NA	NA	NA	NA
Nov-81	5.13%	NA	NA	NA	NA	NA	NA	NA	NA	NA	NA	NA	NA	NA
Dec-81	4.45%	NA	NA	NA	NA	NA	NA	NA	NA	NA	NA	NA	NA	NA
Jan-82	3.65%	NA	NA	NA	NA	NA	NA	NA	NA	NA	NA	NA	NA	NA
Feb-82	3.64%	NA	NA	NA	NA	NA	NA	NA	NA	NA	NA	NA	NA	NA
Mar-82	3.23%	NA	NA	NA	NA	NA	NA	NA	NA	NA	NA	NA	NA	NA
Apr-82	2.95%	NA	NA	NA	NA	NA	NA	NA	NA	NA	NA	NA	NA	NA
May-82	2.68%	NA	NA	NA	NA	NA	NA	NA	NA	NA	NA	NA	NA	NA
Jun-82	1.72%	NA	NA	NA	NA	NA	NA	NA	NA	NA	NA	NA	NA	NA
Jul-82	1.29%	NA	NA	NA	NA	NA	NA	NA	NA	NA	NA	NA	NA	NA
Aug-82	0.93%	NA	NA	NA	NA	NA	NA	NA	NA	NA	NA	NA	NA	NA
Sep-82	0.93%	NA	NA	NA	NA	NA	NA	NA	NA	NA	NA	NA	NA	NA
Oct-82	1.21%	NA	NA	NA	NA	NA	NA	NA	NA	NA	NA	NA	NA	NA
Nov-82	1.52%	NA	NA	NA	NA	NA	NA	NA	NA	NA	NA	NA	NA	NA
Dec-82	1.90%	NA	NA	NA	NA	NA	NA	NA	NA	NA	NA	NA	NA	NA
Jan-83	2.67%	NA	NA	NA	NA	NA	NA	NA	NA	NA	NA	NA	NA	NA
Feb-83	2.58%	NA	NA	NA	NA	NA	NA	NA	NA	NA	NA	NA	NA	NA
Mar-83	3.08%	NA	NA	NA	NA	NA	NA	NA	NA	NA	NA	NA	NA	NA
Apr-83	3.97%	NA	NA	NA	NA	NA	NA	NA	NA	NA	NA	NA	NA	NA
May-83	4.67%	NA	NA	NA	NA	NA	NA	NA	NA	NA	NA	NA	NA	NA
Jun-83	5.37%	NA	NA	NA	NA	NA	NA	NA	NA	NA	NA	NA	NA	NA
Jul-83	6.75%	NA	NA	NA	NA	NA	NA	NA	NA	NA	NA	NA	NA	NA
Aug-83	7.87%	NA	NA	NA	NA	NA	NA	NA	NA	NA	NA	NA	NA	NA
Sep-83	7.84%	NA	NA	NA	NA	NA	NA	NA	NA	NA	NA	NA	NA	NA
Oct-83	8.61%	NA	NA	NA	NA	NA	NA	NA	NA	NA	NA	NA	NA	NA
Nov-83	8.92%	NA	NA	NA	NA	NA	NA	NA	NA	NA	NA	NA	NA	NA
Dec-83	9.10%	NA	NA	NA	NA	NA	NA	NA	NA	NA	NA	NA	NA	NA
Jan-84	9.28%	NA	NA	NA	NA	NA	NA	NA	NA	NA	NA	NA	NA	NA
Feb-84	9.51%	NA	NA	NA	NA	NA	NA	NA	NA	NA	NA	NA	NA	NA
Mar-84	9.60%	NA	NA	NA	NA	NA	NA	NA	NA	NA	NA	NA	NA	NA
Apr-84	8.96%	NA	NA	NA	NA	NA	NA	NA	NA	NA	NA	NA	NA	NA
May-84	9.01%	NA	NA	NA	NA	NA	NA	NA	NA	NA	NA	NA	NA	NA
Jun-84	8.45%	NA	NA	NA	NA	NA	NA	NA	NA	NA	NA	NA	NA	NA
Jul-84	8.64%	NA	NA	NA	NA	NA	NA	NA	NA	NA	NA	NA	NA	NA
Aug-84	8.75%	NA	NA	NA	NA	NA	NA	NA	NA	NA	NA	NA	NA	NA
Sep-84	8.52%	NA	NA	NA	NA	NA	NA	NA	NA	NA	NA	NA	NA	NA
Oct-84	8.20%	NA	NA	NA	NA	NA	NA	NA	NA	NA	NA	NA	NA	NA
Nov-84	8.16%	NA	NA	NA	NA	NA	NA	NA	NA	NA	NA	NA	NA	NA
Dec-84	7.76%	NA	NA	NA	NA	NA	NA	NA	NA	NA	NA	NA	NA	NA
Jan-85	6.54%	NA	NA	NA	NA	NA	NA	NA	NA	NA	NA	NA	NA	NA
Feb-85	6.64%	NA	NA	NA	NA	NA	NA	NA	NA	NA	NA	NA	NA	NA
Mar-85	6.56%	NA	NA	NA	NA	NA	NA	NA	NA	NA	NA	NA	NA	NA
Apr-85	6.32%	NA	NA	NA	NA	NA	NA	NA	NA	NA	NA	NA	NA	NA
May-85	6.10%	NA	NA	NA	NA	NA	NA	NA	NA	NA	NA	NA	NA	NA
Jun-85	6.24%	NA	NA	NA	NA	NA	NA	NA	NA	NA	NA	NA	NA	NA
Jul-85	5.93%	NA	NA	NA	NA	NA	NA	NA	NA	NA	NA	NA	NA	NA
Aug-85	5.22%	NA	NA	NA	NA	NA	NA	NA	NA	NA	NA	NA	NA	NA
Sep-85	4.80%	NA	NA	NA	NA	NA	NA	NA	NA	NA	NA	NA	NA	NA
Oct-85	4.48%	NA	NA	NA	NA	NA	NA	NA	NA	NA	NA	NA	NA	NA
Nov-85	4.30%	NA	NA	NA	NA	NA	NA	NA	NA	NA	NA	NA	NA	NA
Dec-85	4.10%	NA	NA	NA	NA	NA	NA	NA	NA	NA	NA	NA	NA	NA
Jan-86	4.35%	NA	NA	NA	NA	NA	NA	NA	NA	NA	NA	NA	NA	NA
Feb-86	4.04%	NA	NA	NA	NA	NA	NA	NA	NA	NA	NA	NA	NA	NA

**Nonfarm Jobs**  
**Tampa-St Petersburg MSA**

(monthly)

Not Seasonally Adjusted  
12-Month % Change

TWU = Transporation, Warehousing and Utilities

	Total	Mining and Logging	Construction	Manufacturing	Whise Trade	Retail Trade	TWU	Information	Finance	Professional and Business Services	Education and Health Services	Leisure and Hospitality	Other Services	Gov't
Mar-86	3.76%	NA	NA	NA	NA	NA	NA	NA	NA	NA	NA	NA	NA	NA
Apr-86	3.59%	NA	NA	NA	NA	NA	NA	NA	NA	NA	NA	NA	NA	NA
May-86	3.61%	NA	NA	NA	NA	NA	NA	NA	NA	NA	NA	NA	NA	NA
Jun-86	3.33%	NA	NA	NA	NA	NA	NA	NA	NA	NA	NA	NA	NA	NA
Jul-86	3.33%	NA	NA	NA	NA	NA	NA	NA	NA	NA	NA	NA	NA	NA
Aug-86	3.82%	NA	NA	NA	NA	NA	NA	NA	NA	NA	NA	NA	NA	NA
Sep-86	4.07%	NA	NA	NA	NA	NA	NA	NA	NA	NA	NA	NA	NA	NA
Oct-86	4.47%	NA	NA	NA	NA	NA	NA	NA	NA	NA	NA	NA	NA	NA
Nov-86	4.39%	NA	NA	NA	NA	NA	NA	NA	NA	NA	NA	NA	NA	NA
Dec-86	4.53%	NA	NA	NA	NA	NA	NA	NA	NA	NA	NA	NA	NA	NA
Jan-87	4.43%	NA	NA	NA	NA	NA	NA	NA	NA	NA	NA	NA	NA	NA
Feb-87	4.69%	NA	NA	NA	NA	NA	NA	NA	NA	NA	NA	NA	NA	NA
Mar-87	4.93%	NA	NA	NA	NA	NA	NA	NA	NA	NA	NA	NA	NA	NA
Apr-87	5.57%	NA	NA	NA	NA	NA	NA	NA	NA	NA	NA	NA	NA	NA
May-87	5.65%	NA	NA	NA	NA	NA	NA	NA	NA	NA	NA	NA	NA	NA
Jun-87	5.45%	NA	NA	NA	NA	NA	NA	NA	NA	NA	NA	NA	NA	NA
Jul-87	6.29%	NA	NA	NA	NA	NA	NA	NA	NA	NA	NA	NA	NA	NA
Aug-87	5.79%	NA	NA	NA	NA	NA	NA	NA	NA	NA	NA	NA	NA	NA
Sep-87	6.21%	NA	NA	NA	NA	NA	NA	NA	NA	NA	NA	NA	NA	NA
Oct-87	5.99%	NA	NA	NA	NA	NA	NA	NA	NA	NA	NA	NA	NA	NA
Nov-87	5.68%	NA	NA	NA	NA	NA	NA	NA	NA	NA	NA	NA	NA	NA
Dec-87	5.45%	NA	NA	NA	NA	NA	NA	NA	NA	NA	NA	NA	NA	NA
Jan-88	5.05%	NA	NA	NA	NA	NA	NA	NA	NA	NA	NA	NA	NA	NA
Feb-88	5.17%	NA	NA	NA	NA	NA	NA	NA	NA	NA	NA	NA	NA	NA
Mar-88	4.85%	NA	NA	NA	NA	NA	NA	NA	NA	NA	NA	NA	NA	NA
Apr-88	4.08%	NA	NA	NA	NA	NA	NA	NA	NA	NA	NA	NA	NA	NA
May-88	3.92%	NA	NA	NA	NA	NA	NA	NA	NA	NA	NA	NA	NA	NA
Jun-88	4.10%	NA	NA	NA	NA	NA	NA	NA	NA	NA	NA	NA	NA	NA
Jul-88	2.12%	NA	NA	NA	NA	NA	NA	NA	NA	NA	NA	NA	NA	NA
Aug-88	2.62%	NA	NA	NA	NA	NA	NA	NA	NA	NA	NA	NA	NA	NA
Sep-88	3.22%	NA	NA	NA	NA	NA	NA	NA	NA	NA	NA	NA	NA	NA
Oct-88	2.91%	NA	NA	NA	NA	NA	NA	NA	NA	NA	NA	NA	NA	NA
Nov-88	4.07%	NA	NA	NA	NA	NA	NA	NA	NA	NA	NA	NA	NA	NA
Dec-88	3.58%	NA	NA	NA	NA	NA	NA	NA	NA	NA	NA	NA	NA	NA
Jan-89	3.62%	NA	NA	NA	NA	NA	NA	NA	NA	NA	NA	NA	NA	NA
Feb-89	3.56%	NA	NA	NA	NA	NA	NA	NA	NA	NA	NA	NA	NA	NA
Mar-89	3.81%	NA	NA	NA	NA	NA	NA	NA	NA	NA	NA	NA	NA	NA
Apr-89	3.48%	NA	NA	NA	NA	NA	NA	NA	NA	NA	NA	NA	NA	NA
May-89	3.36%	NA	NA	NA	NA	NA	NA	NA	NA	NA	NA	NA	NA	NA
Jun-89	3.42%	NA	NA	NA	NA	NA	NA	NA	NA	NA	NA	NA	NA	NA
Jul-89	4.12%	NA	NA	NA	NA	NA	NA	NA	NA	NA	NA	NA	NA	NA
Aug-89	3.96%	NA	NA	NA	NA	NA	NA	NA	NA	NA	NA	NA	NA	NA
Sep-89	3.16%	NA	NA	NA	NA	NA	NA	NA	NA	NA	NA	NA	NA	NA
Oct-89	2.85%	NA	NA	NA	NA	NA	NA	NA	NA	NA	NA	NA	NA	NA
Nov-89	2.40%	NA	NA	NA	NA	NA	NA	NA	NA	NA	NA	NA	NA	NA
Dec-89	2.89%	NA	NA	NA	NA	NA	NA	NA	NA	NA	NA	NA	NA	NA
Jan-90	1.46%	NA	NA	NA	NA	NA	NA	NA	NA	NA	NA	NA	NA	NA
Feb-90	1.69%	NA	NA	NA	NA	NA	NA	NA	NA	NA	NA	NA	NA	NA
Mar-90	1.49%	NA	NA	NA	NA	NA	NA	NA	NA	NA	NA	NA	NA	NA
Apr-90	2.03%	NA	NA	NA	NA	NA	NA	NA	NA	NA	NA	NA	NA	NA
May-90	2.05%	NA	NA	NA	NA	NA	NA	NA	NA	NA	NA	NA	NA	NA
Jun-90	2.45%	NA	NA	NA	NA	NA	NA	NA	NA	NA	NA	NA	NA	NA
Jul-90	1.25%	NA	NA	NA	NA	NA	NA	NA	NA	NA	NA	NA	NA	NA
Aug-90	1.92%	NA	NA	NA	NA	NA	NA	NA	NA	NA	NA	NA	NA	NA
Sep-90	1.02%	NA	NA	NA	NA	NA	NA	NA	NA	NA	NA	NA	NA	NA
Oct-90	0.51%	NA	NA	NA	NA	NA	NA	NA	NA	NA	NA	NA	NA	NA
Nov-90	-0.06%	NA	NA	NA	NA	NA	NA	NA	NA	NA	NA	NA	NA	NA
Dec-90	-0.74%	NA	NA	NA	NA	NA	NA	NA	NA	NA	NA	NA	NA	NA
Jan-91	-1.15%	-14.29%	-9.85%	-7.50%	-0.44%	-4.88%	2.96%	-2.27%	-1.99%	7.52%	4.62%	-1.46%	-1.57%	1.75%
Feb-91	-1.73%	-28.57%	-11.13%	-8.27%	-1.31%	-5.07%	1.30%	-2.28%	-2.44%	5.02%	4.10%	-2.17%	-2.84%	2.51%
Mar-91	-2.05%	-28.57%	-11.45%	-7.95%	-1.52%	-5.20%	-0.32%	0.00%	-2.88%	3.68%	3.99%	-2.84%	-3.57%	2.06%
Apr-91	-2.88%	-16.67%	-11.36%	-8.84%	-1.97%	-3.44%	-1.27%	1.96%	-4.52%	-0.91%	2.89%	-5.00%	-4.37%	1.03%

**Nonfarm Jobs**  
**Tampa-St Petersburg MSA**

(monthly)

Not Seasonally Adjusted  
12-Month % Change

TWU = Transporation, Warehousing and Utilities

	Total	Mining and Logging	Construction	Manufacturing	Whise Trade	Retail Trade	TWU	Information	Finance	Professional and Business Services	Education and Health Services	Leisure and Hospitality	Other Services	Gov't
May-91	-2.92%	-16.67%	-12.23%	-9.04%	-2.17%	-3.44%	-1.58%	1.95%	-4.79%	0.15%	3.15%	-5.61%	-3.35%	1.02%
Jun-91	-3.58%	-16.67%	-12.00%	-8.90%	-2.39%	-3.53%	-2.20%	0.77%	-4.93%	-4.17%	2.88%	-6.07%	-2.84%	-0.52%
Jul-91	-3.33%	-16.67%	-12.59%	-8.13%	-2.41%	-3.51%	-0.96%	1.95%	-5.95%	-2.44%	1.99%	-5.70%	-2.34%	0.66%
Aug-91	-3.97%	-16.67%	-12.82%	-7.76%	-2.62%	-3.50%	-1.59%	2.72%	-6.81%	-2.67%	1.89%	-5.78%	-2.86%	-3.58%
Sep-91	-3.53%	-16.67%	-12.82%	-7.07%	-2.19%	-3.12%	-1.27%	2.72%	-7.29%	-3.71%	1.96%	-5.50%	-3.39%	-0.85%
Oct-91	-2.73%	-16.67%	-13.30%	-5.61%	-1.33%	-2.15%	0.64%	2.72%	-6.02%	-3.94%	3.03%	-4.89%	-3.40%	0.08%
Nov-91	-2.48%	-16.67%	-12.27%	-4.42%	-0.66%	-1.78%	0.32%	3.10%	-6.73%	-4.17%	3.63%	-4.72%	-2.88%	-0.50%
Dec-91	-2.18%	-16.67%	-11.86%	-4.08%	-0.66%	-2.79%	-1.82%	5.10%	-6.98%	-0.30%	3.33%	-5.31%	-3.39%	1.43%
Jan-92	-0.93%	-16.67%	-8.70%	-3.17%	-1.77%	-1.71%	2.24%	3.49%	-3.29%	1.67%	4.41%	-5.23%	-0.53%	1.55%
Feb-92	-0.96%	0.00%	-3.30%	-3.30%	-0.99%	-1.10%	-0.99%	4.18%	4.28%	-3.28%	4.47%	-4.72%	0.27%	0.67%
Mar-92	-0.53%	0.00%	-5.95%	-2.80%	-0.88%	-1.15%	5.48%	3.09%	-4.69%	-2.96%	4.44%	-3.77%	0.79%	2.86%
Apr-92	0.28%	0.00%	-4.34%	-1.29%	-0.67%	-2.02%	3.54%	2.31%	-3.63%	2.29%	6.94%	-2.73%	2.15%	1.27%
May-92	0.61%	0.00%	-3.12%	-1.42%	-0.22%	-1.70%	3.54%	2.68%	-3.46%	2.45%	5.94%	-0.79%	1.87%	1.77%
Jun-92	1.10%	0.00%	-2.89%	-2.19%	0.22%	-1.79%	3.22%	3.83%	-3.30%	3.73%	6.21%	0.61%	2.39%	3.11%
Jul-92	1.45%	0.00%	-2.30%	-0.39%	0.67%	-1.65%	3.24%	3.83%	-3.64%	4.69%	7.26%	-1.25%	2.67%	4.10%
Aug-92	0.73%	0.00%	-3.73%	-1.42%	-0.22%	-1.65%	1.61%	2.27%	-3.82%	0.92%	7.05%	0.00%	2.95%	2.51%
Sep-92	1.41%	0.00%	-3.93%	-0.90%	-0.22%	-1.16%	1.29%	2.65%	-3.05%	2.16%	7.06%	0.10%	3.77%	4.95%
Oct-92	1.16%	-20.00%	0.00%	-2.33%	0.90%	-1.55%	2.22%	2.27%	-3.04%	1.21%	6.48%	1.57%	3.79%	2.18%
Nov-92	1.61%	-20.00%	0.42%	-1.93%	0.89%	-0.71%	1.89%	2.63%	-2.88%	1.05%	5.72%	1.34%	4.04%	5.00%
Dec-92	1.46%	-20.00%	1.28%	-1.16%	1.10%	-0.08%	-0.93%	2.24%	-2.24%	2.40%	5.77%	-0.10%	4.58%	3.08%
Jan-93	1.60%	0.00%	7.98%	0.13%	-0.90%	-1.16%	-1.88%	0.37%	-2.10%	1.20%	4.06%	4.17%	2.40%	2.45%
Feb-93	2.44%	0.00%	8.20%	0.79%	-0.89%	-0.33%	-2.47%	0.00%	-1.13%	5.52%	4.27%	4.04%	2.38%	4.27%
Mar-93	2.30%	0.00%	7.42%	1.05%	-0.44%	-0.25%	-1.53%	0.37%	0.33%	7.01%	4.59%	3.23%	2.10%	1.64%
Apr-93	2.96%	0.00%	6.26%	0.39%	-1.35%	0.08%	0.31%	0.38%	-0.82%	16.57%	3.20%	3.01%	2.37%	3.34%
May-93	2.89%	0.00%	5.79%	0.79%	-1.33%	-0.82%	0.93%	0.00%	-0.33%	17.01%	3.79%	3.20%	1.31%	2.73%
Jun-93	3.41%	0.00%	5.96%	1.97%	-1.11%	0.50%	1.87%	-1.11%	0.65%	19.31%	4.28%	2.41%	0.52%	2.85%
Jul-93	3.97%	0.00%	8.12%	1.96%	-1.56%	1.01%	1.88%	-0.37%	2.63%	16.72%	4.62%	4.96%	1.30%	3.13%
Aug-93	4.46%	0.00%	8.82%	1.97%	0.22%	1.09%	3.17%	-0.74%	4.13%	18.61%	4.78%	5.10%	1.82%	3.08%
Sep-93	4.35%	0.00%	9.91%	0.91%	0.90%	1.34%	4.44%	0.00%	5.46%	18.70%	5.13%	4.77%	1.56%	0.98%
Oct-93	4.81%	25.00%	6.09%	2.38%	0.44%	1.41%	3.72%	-0.37%	4.95%	27.29%	4.46%	1.34%	1.83%	3.86%
Nov-93	4.38%	25.00%	7.17%	1.57%	0.44%	0.24%	4.63%	-1.10%	6.27%	27.49%	4.77%	1.73%	1.81%	0.87%
Dec-93	5.10%	25.00%	6.75%	1.04%	0.44%	0.70%	5.61%	-0.36%	6.70%	27.86%	5.06%	3.57%	2.32%	3.06%
Jan-94	5.65%	0.00%	3.90%	0.52%	4.31%	3.44%	6.05%	1.12%	8.10%	28.36%	4.06%	3.60%	1.30%	3.96%
Feb-94	5.69%	0.00%	2.46%	0.26%	4.73%	3.00%	6.33%	0.75%	7.99%	29.07%	4.66%	4.95%	1.29%	3.13%
Mar-94	5.86%	0.00%	0.81%	0.13%	4.46%	3.32%	4.97%	1.87%	8.82%	29.20%	5.26%	5.50%	1.80%	3.06%
Apr-94	6.22%	0.00%	1.42%	0.65%	7.27%	2.31%	4.64%	3.37%	10.89%	23.05%	6.05%	6.82%	1.54%	4.28%
May-94	6.17%	0.00%	1.22%	0.39%	7.21%	3.49%	4.31%	3.36%	9.80%	23.47%	6.20%	5.91%	2.07%	3.79%
Jun-94	5.97%	0.00%	2.61%	0.39%	7.19%	2.39%	2.45%	5.22%	9.05%	21.20%	6.16%	6.57%	2.58%	3.99%
Jul-94	5.78%	0.00%	1.58%	-1.15%	8.84%	2.25%	2.15%	4.07%	8.48%	19.95%	6.63%	7.14%	2.05%	4.34%
Aug-94	5.42%	0.00%	2.57%	-0.39%	8.07%	2.57%	2.15%	4.85%	7.46%	19.64%	6.53%	4.16%	1.28%	4.13%
Sep-94	5.59%	0.00%	2.94%	0.00%	7.80%	2.89%	1.52%	4.43%	5.81%	18.93%	6.58%	3.96%	1.79%	6.28%
Oct-94	5.46%	0.00%	4.16%	-0.13%	7.30%	3.02%	1.49%	1.12%	6.92%	14.25%	7.69%	6.11%	3.08%	4.43%
Nov-94	6.18%	0.00%	3.94%	-0.52%	6.58%	4.05%	0.88%	5.56%	6.06%	13.29%	7.63%	5.60%	2.04%	10.24%
Dec-94	5.46%	0.00%	5.93%	0.26%	6.52%	3.78%	0.88%	6.59%	6.13%	15.48%	7.18%	5.02%	2.02%	3.21%
Jan-95	4.56%	0.00%	3.95%	1.82%	6.09%	4.79%	-1.50%	3.32%	5.05%	7.94%	8.74%	3.28%	2.06%	2.54%
Feb-95	4.56%	0.00%	5.80%	1.69%	5.81%	4.37%	-2.38%	4.44%	3.93%	10.92%	7.91%	1.67%	2.81%	2.88%
Mar-95	4.53%	0.00%	8.87%	1.55%	5.98%	3.94%	-3.25%	6.23%	3.30%	10.14%	7.20%	1.53%	2.78%	3.43%
Apr-95	3.84%	0.00%	8.62%	1.69%	5.93%	3.55%	-3.85%	5.07%	4.61%	7.28%	4.88%	1.91%	3.29%	2.33%
May-95	3.78%	0.00%	8.42%	1.55%	5.46%	3.05%	-3.83%	5.78%	3.72%	8.78%	4.56%	1.46%	4.05%	2.33%
Jun-95	3.50%	-20.00%	6.65%	1.03%	5.66%	3.22%	-3.58%	6.38%	3.26%	8.80%	4.31%	0.37%	3.52%	2.43%
Jul-95	2.88%	-20.00%	6.03%	1.43%	3.75%	2.93%	-4.52%	3.56%	4.13%	6.08%	3.48%	1.22%	3.02%	1.58%
Aug-95	3.41%	-20.00%	6.36%	1.68%	4.36%	2.91%	-3.61%	4.63%	3.69%	8.74%	3.76%	1.62%	3.79%	1.86%
Sep-95	2.93%	-20.00%	5.71%	2.32%	4.34%	2.81%	-4.79%	6.01%	3.71%	8.12%	2.98%	1.24%	2.76%	0.45%
Oct-95	2.69%	-20.00%	4.56%	2.59%	3.92%	3.25%	-5.88%	6.99%	1.91%	8.76%	1.52%	1.92%	1.99%	0.45%
Nov-95	2.42%	-20.00%	6.06%	2.85%	4.32%	3.36%	-5.56%	3.16%	2.64%	11.73%	1.65%	2.46%	2.74%	-4.79%
Dec-95	3.00%	-20.00%	5.41%	2.57%	4.08%	3.27%	-2.92%	2.41%	2.31%	8.54%	1.64%	2.25%	2.22%	1.74%
Jan-96	2.47%	-20.00%	7.41%	0.38%	0.82%	2.32%	-2.74%	2.14%	0.00%	11.83%	-1.01%	2.99%	3.53%	1.47%
Feb-96	2.62%	-20.00%	8.70%	0.89%	-0.81%	2.71%	-0.91%	2.13%	0.29%	10.05%	-1.00%	4.28%	3.47%	1.36%
Mar-96	3.32%	-20.00%	8.52%	0.38%	-1.21%	2.94%	-0.92%	0.69%	2.33%	11.31%	-0.64%	3.90%	2.70%	5.13%
Apr-96	1.83%	-20.00%	7.38%	0.00%	-3.80%	2.34%	-0.92%	-3.79%	-0.14%	8.73%	1.07%	2.95%	0.49%	0.23%
May-96	1.90%	-20.00%	9.24%	0.38%	-3.19%	2.81%	-0.31%	-4.44%	1.29%	5.98%	1.00%	3.33%	0.00%	0.30%
Jun-96	1.87%	0.00%	9.17%	0.38%	-3.17%	2.58%	-0.31%	-6.00%	2.01%	6.66%	0.29%	3.94%	0.24%	-0.15%

**Nonfarm Jobs**  
**Tampa-St Petersburg MSA**

(monthly)

Not Seasonally Adjusted  
12-Month % Change

TWU = Transporation, Warehousing and Utilities

	Total	Mining and Logging	Construction	Manufacturing	Whise Trade	Retail Trade	TWU	Information	Finance	Professional and Business Services	Education and Health Services	Leisure and Hospitality	Other Services	Gov't
Jul-96	2.59%	0.00%	7.89%	1.02%	-3.61%	4.03%	1.26%	-5.15%	0.57%	15.08%	-0.72%	1.30%	0.98%	0.90%
Aug-96	2.49%	25.00%	7.43%	0.89%	-3.78%	3.69%	0.00%	-4.76%	2.14%	12.55%	-0.85%	2.43%	0.73%	1.24%
Sep-96	2.59%	0.00%	7.75%	-0.13%	-4.16%	3.51%	0.63%	-4.33%	2.86%	14.62%	-0.92%	2.26%	0.98%	0.98%
Oct-96	3.09%	25.00%	10.91%	-0.38%	-3.97%	2.76%	0.63%	-4.47%	4.47%	11.85%	-0.07%	4.99%	0.24%	2.11%
Nov-96	2.79%	25.00%	9.46%	-0.25%	-3.16%	2.80%	0.62%	-4.08%	3.99%	11.60%	-0.28%	3.42%	0.24%	1.73%
Dec-96	2.67%	25.00%	9.38%	0.25%	-3.14%	2.59%	0.30%	-4.36%	3.95%	12.72%	-0.28%	3.49%	0.24%	0.00%
Jan-97	3.49%	25.00%	7.96%	0.51%	0.61%	2.95%	1.88%	1.75%	5.09%	17.45%	0.07%	0.54%	0.00%	0.84%
Feb-97	3.08%	0.00%	6.43%	1.27%	2.66%	2.11%	1.23%	2.43%	5.36%	15.68%	0.22%	-0.70%	0.00%	0.22%
Mar-97	2.50%	0.00%	5.12%	1.90%	2.65%	1.80%	2.47%	2.05%	4.12%	17.36%	-0.21%	-1.11%	0.48%	-3.80%
Apr-97	4.53%	0.00%	7.39%	3.57%	5.20%	4.42%	4.35%	9.68%	6.27%	17.93%	-0.42%	-0.61%	1.71%	1.06%
May-97	4.39%	0.00%	5.92%	4.44%	5.14%	4.09%	2.77%	12.14%	6.37%	17.65%	-0.14%	-1.31%	2.19%	0.68%
Jun-97	4.71%	0.00%	6.39%	5.06%	4.92%	4.03%	3.42%	12.41%	6.47%	19.00%	0.21%	-1.85%	2.18%	1.15%
Jul-97	5.46%	0.00%	8.33%	4.18%	5.83%	2.97%	3.74%	14.49%	6.76%	24.45%	0.43%	-1.19%	1.69%	0.32%
Aug-97	5.64%	-20.00%	8.09%	3.90%	5.58%	2.88%	2.19%	14.29%	6.69%	26.39%	0.65%	-1.19%	1.21%	0.82%
Sep-97	5.60%	0.00%	7.69%	5.05%	5.58%	2.64%	5.94%	10.80%	6.68%	26.64%	0.93%	-1.20%	1.69%	-0.45%
Oct-97	5.56%	0.00%	5.25%	4.43%	5.79%	5.67%	5.28%	9.35%	7.46%	25.76%	-1.07%	-2.78%	2.68%	1.48%
Nov-97	5.28%	0.00%	4.89%	4.68%	5.09%	4.38%	4.62%	9.93%	7.68%	25.74%	-0.64%	-2.50%	1.69%	0.15%
Dec-97	5.28%	0.00%	4.69%	4.63%	5.67%	4.98%	4.80%	11.93%	9.50%	20.45%	-0.14%	-2.30%	1.93%	1.71%
Jan-98	5.56%	0.00%	2.79%	8.61%	6.46%	4.48%	7.38%	11.68%	11.50%	13.31%	2.46%	0.36%	3.41%	1.82%
Feb-98	5.72%	0.00%	3.59%	7.75%	4.39%	4.66%	9.42%	12.20%	12.38%	14.99%	2.73%	0.00%	3.12%	1.27%
Mar-98	5.07%	0.00%	2.92%	7.09%	4.17%	5.09%	8.43%	11.74%	11.87%	11.57%	2.00%	-0.52%	2.62%	1.64%
Apr-98	4.19%	0.00%	1.44%	3.82%	4.35%	1.82%	6.55%	7.84%	9.65%	12.48%	0.57%	2.36%	2.88%	1.20%
May-98	4.49%	0.00%	2.40%	2.31%	4.11%	1.60%	7.78%	6.69%	9.72%	14.93%	0.64%	3.09%	2.14%	1.35%
Jun-98	4.74%	0.00%	1.90%	2.29%	4.10%	2.78%	8.41%	7.26%	9.11%	14.62%	0.78%	4.31%	2.61%	1.21%
Jul-98	3.57%	0.00%	0.78%	2.31%	4.72%	3.55%	6.61%	5.06%	8.71%	4.91%	0.79%	5.28%	2.38%	1.54%
Aug-98	3.12%	0.00%	0.47%	2.18%	4.31%	3.02%	8.26%	4.38%	7.84%	4.82%	0.50%	3.97%	2.15%	0.73%
Sep-98	2.75%	25.00%	-0.62%	1.68%	3.91%	3.38%	5.01%	5.97%	7.69%	3.00%	-0.42%	4.47%	1.67%	1.73%
Oct-98	3.03%	-20.00%	0.31%	2.55%	4.49%	1.34%	6.49%	15.46%	7.97%	4.25%	1.44%	2.95%	2.61%	-0.07%
Nov-98	3.01%	-20.00%	0.31%	2.66%	3.49%	1.38%	6.76%	14.84%	7.64%	3.94%	0.28%	2.47%	3.10%	2.06%
Dec-98	2.88%	0.00%	0.31%	1.67%	2.49%	0.60%	6.59%	11.91%	6.82%	7.01%	-0.07%	2.27%	2.13%	1.39%
Jan-99	2.23%	-20.00%	0.16%	-0.47%	0.38%	-1.05%	1.15%	13.85%	6.58%	12.82%	-1.56%	-0.36%	1.88%	-0.67%
Feb-99	2.58%	25.00%	-0.47%	0.23%	2.10%	-0.21%	-0.56%	12.99%	6.24%	13.04%	-1.47%	-0.44%	1.86%	0.52%
Mar-99	3.09%	25.00%	0.32%	0.35%	2.29%	-0.42%	2.78%	12.01%	6.22%	15.45%	-0.77%	-0.69%	2.09%	0.44%
Apr-99	3.33%	25.00%	-0.63%	2.61%	1.33%	2.15%	-0.56%	11.52%	5.99%	15.47%	-1.13%	-0.68%	1.86%	0.22%
May-99	3.33%	0.00%	-0.62%	3.21%	0.75%	1.94%	-1.11%	10.75%	5.95%	15.77%	-0.92%	-1.63%	2.80%	0.52%
Jun-99	3.34%	0.00%	-0.16%	3.30%	1.13%	1.35%	-1.94%	10.00%	6.17%	16.09%	-1.41%	-1.12%	2.31%	0.67%
Jul-99	3.03%	25.00%	-0.47%	4.16%	0.00%	1.28%	0.00%	9.94%	7.40%	12.58%	-0.85%	-0.88%	2.09%	0.24%
Aug-99	3.00%	25.00%	-0.62%	4.03%	-0.56%	1.71%	0.56%	9.28%	7.64%	12.16%	-1.21%	-0.80%	2.10%	0.32%
Sep-99	3.02%	0.00%	-0.16%	3.43%	0.00%	1.49%	-1.12%	9.50%	7.87%	12.62%	-0.43%	-1.52%	2.34%	0.44%
Oct-99	3.03%	25.00%	0.16%	3.66%	-0.37%	0.07%	0.00%	3.42%	6.19%	14.93%	0.14%	-1.16%	1.62%	0.51%
Nov-99	3.12%	25.00%	-0.16%	3.88%	0.00%	0.47%	1.10%	3.09%	5.56%	12.88%	0.78%	-0.89%	1.62%	2.09%
Dec-99	3.27%	0.00%	0.46%	4.24%	0.93%	0.60%	-1.88%	5.88%	4.52%	13.54%	0.56%	-1.15%	2.55%	2.53%
Jan-00	4.59%	25.00%	2.55%	4.33%	2.84%	4.55%	2.27%	0.81%	4.43%	13.52%	1.22%	-0.36%	2.08%	6.06%
Feb-00	4.25%	0.00%	3.65%	3.94%	2.25%	4.46%	1.68%	0.53%	3.80%	12.64%	0.92%	0.88%	2.05%	4.25%
Mar-00	4.99%	0.00%	4.87%	4.98%	3.17%	5.08%	0.54%	2.68%	4.48%	12.67%	0.85%	3.40%	2.95%	4.68%
Apr-00	4.72%	0.00%	6.03%	3.58%	3.74%	2.81%	3.09%	2.17%	5.88%	9.09%	2.36%	2.84%	2.52%	6.86%
May-00	4.71%	25.00%	5.81%	3.45%	4.48%	3.45%	3.93%	2.16%	5.27%	7.50%	0.71%	4.09%	2.49%	8.71%
Jun-00	3.20%	25.00%	7.45%	3.53%	5.19%	3.58%	5.08%	4.01%	4.68%	4.56%	0.36%	3.57%	2.71%	-0.97%
Jul-00	3.83%	0.00%	6.26%	2.85%	4.32%	2.25%	5.63%	6.03%	3.62%	6.95%	0.43%	3.02%	2.50%	4.69%
Aug-00	5.08%	0.00%	6.72%	3.08%	5.09%	3.16%	5.62%	6.85%	3.38%	6.86%	0.93%	2.87%	2.52%	13.49%
Sep-00	4.39%	0.00%	7.51%	3.43%	5.65%	2.66%	6.53%	7.05%	3.25%	7.51%	0.85%	2.99%	2.75%	5.80%
Oct-00	3.03%	0.00%	5.12%	1.37%	5.82%	3.06%	1.11%	10.74%	3.03%	1.69%	0.00%	2.90%	2.05%	5.72%
Nov-00	3.01%	0.00%	6.21%	0.68%	6.74%	3.38%	1.09%	10.90%	3.70%	1.23%	0.07%	3.25%	2.27%	4.45%
Dec-00	2.68%	0.00%	4.75%	0.11%	6.30%	2.91%	2.74%	8.20%	3.00%	1.44%	-0.14%	3.41%	1.58%	4.23%
Jan-01	0.15%	0.00%	0.93%	-2.58%	2.39%	-1.84%	-4.43%	6.43%	1.90%	-1.73%	-1.42%	3.44%	-0.68%	2.75%
Feb-01	-0.01%	0.00%	0.15%	-3.67%	2.01%	-2.64%	-4.95%	5.59%	2.22%	-0.76%	-1.76%	2.71%	-1.57%	3.58%
Mar-01	-0.79%	0.00%	-1.05%	-4.74%	0.90%	-3.09%	-6.99%	3.66%	1.98%	-2.59%	-1.54%	1.69%	-1.55%	3.56%
Apr-01	-0.92%	0.00%	-0.75%	-4.69%	-0.36%	-3.07%	-6.27%	4.52%	1.53%	-2.30%	-1.26%	0.67%	0.00%	2.21%
May-01	-1.27%	0.00%	-0.59%	-5.45%	-1.79%	-3.33%	-6.76%	2.64%	1.31%	-3.30%	-0.07%	1.00%	0.66%	1.02%
Jun-01	-1.12%	0.00%	-2.17%	-6.50%	-3.70%	-3.59%	-7.26%	-1.03%	1.63%	-1.78%	1.00%	-0.08%	1.98%	3.45%
Jul-01	-0.87%	0.00%	0.29%	-6.98%	-2.70%	-3.03%	-9.07%	-1.29%	0.55%	-1.22%	0.29%	1.98%	1.33%	3.34%
Aug-01	-0.93%	0.00%	-0.15%	-6.97%	-3.05%	-3.81%	-9.57%	-3.85%	0.65%	-1.70%	0.71%	2.70%	2.01%	3.96%

**Nonfarm Jobs**  
**Tampa-St Petersburg MSA**

(monthly)

Not Seasonally Adjusted  
12-Month % Change

TWU = Transporation, Warehousing and Utilities

	Total	Mining and Logging	Construction	Manufacturing	Whise Trade	Retail Trade	TWU	Information	Finance	Professional and Business Services	Education and Health Services	Leisure and Hospitality	Other Services	Gov't
Sep-01	-1.55%	0.00%	-0.73%	-8.07%	-4.10%	-3.27%	-9.87%	-7.09%	-0.11%	-2.78%	0.71%	2.46%	1.78%	2.78%
Oct-01	-1.14%	0.00%	-0.15%	-6.75%	-4.43%	-3.11%	-8.22%	-8.71%	-0.22%	-1.42%	1.42%	3.79%	2.00%	2.53%
Nov-01	-1.51%	0.00%	0.15%	-7.09%	-5.79%	-3.00%	-9.70%	-10.32%	-0.76%	-1.99%	1.34%	2.97%	2.89%	1.29%
Dec-01	-1.66%	0.00%	0.44%	-7.10%	-5.75%	-3.40%	-9.07%	-12.47%	-0.97%	-3.23%	1.96%	2.78%	3.78%	1.83%
Jan-02	-0.66%	0.00%	3.08%	-6.45%	-2.87%	0.35%	-4.35%	-9.57%	0.00%	-2.96%	1.58%	1.14%	6.61%	0.89%
Feb-02	-0.70%	0.00%	2.90%	-6.71%	-2.87%	-0.35%	-4.62%	-10.58%	0.22%	-2.69%	1.64%	1.28%	7.50%	0.88%
Mar-02	-0.93%	0.00%	2.12%	-6.48%	-3.05%	-0.48%	-5.78%	-10.08%	-0.54%	-3.25%	1.91%	1.49%	6.73%	0.54%
Apr-02	-0.68%	0.00%	1.96%	-5.85%	-3.07%	0.35%	-4.65%	-10.18%	-1.39%	-2.40%	1.98%	1.83%	5.36%	0.68%
May-02	-0.62%	0.00%	2.09%	-5.88%	-2.00%	0.35%	-5.51%	-9.51%	-1.18%	-1.54%	2.40%	1.57%	4.40%	-0.47%
Jun-02	-1.11%	0.00%	1.48%	-5.06%	-2.20%	-0.84%	-5.80%	-9.61%	-0.96%	-3.24%	1.83%	2.10%	3.66%	-0.94%
Jul-02	-0.88%	0.00%	1.03%	-4.41%	-2.04%	-0.85%	-4.99%	-9.42%	0.54%	-2.14%	2.21%	-0.34%	4.81%	-0.73%
Aug-02	-0.90%	0.00%	2.49%	-4.40%	-2.04%	-0.14%	-4.71%	-8.00%	0.54%	-4.97%	2.19%	1.02%	5.03%	-0.41%
Sep-02	-0.64%	0.00%	3.37%	-3.49%	-2.04%	-1.13%	-5.92%	-5.72%	0.65%	-4.55%	2.03%	2.14%	5.03%	-0.07%
Oct-02	-0.60%	0.00%	4.87%	-3.74%	-2.41%	-1.26%	-5.07%	-6.27%	1.20%	-4.19%	2.30%	0.08%	6.55%	-0.07%
Nov-02	-0.13%	0.00%	4.23%	-3.63%	-2.05%	-2.56%	-5.97%	-4.38%	1.74%	-1.18%	2.71%	0.08%	5.83%	0.60%
Dec-02	-0.03%	0.00%	3.79%	-3.64%	-2.59%	-1.59%	-7.04%	-2.79%	2.18%	-1.36%	2.27%	0.51%	5.57%	0.73%
Jan-03	0.04%	0.00%	3.13%	-4.19%	-5.73%	-3.04%	-7.58%	-4.46%	1.75%	1.17%	3.05%	2.42%	4.91%	0.20%
Feb-03	-0.28%	0.00%	4.01%	-3.72%	-5.55%	-2.79%	-7.88%	-3.94%	1.41%	-0.39%	3.16%	0.67%	3.59%	0.34%
Mar-03	-0.02%	0.00%	4.30%	-4.21%	-6.10%	-2.99%	-6.44%	-4.20%	1.52%	2.35%	2.99%	0.33%	2.52%	0.00%
Apr-03	-0.17%	0.00%	4.14%	-4.48%	-4.85%	-2.73%	-7.01%	-2.27%	2.18%	1.51%	3.26%	-0.49%	1.69%	-0.74%
May-03	-0.30%	0.00%	4.39%	-4.38%	-5.38%	-2.31%	-5.83%	-2.27%	2.39%	-0.28%	3.11%	-0.82%	1.05%	0.20%
Jun-03	-0.01%	0.00%	4.95%	-5.21%	-5.24%	-1.35%	-6.15%	-2.30%	2.16%	0.96%	3.04%	-0.08%	0.42%	0.00%
Jul-03	0.12%	0.00%	3.92%	-5.61%	-5.29%	-0.86%	-4.63%	-2.02%	1.73%	0.92%	3.49%	0.93%	-0.42%	0.22%
Aug-03	0.15%	0.00%	3.58%	-5.85%	-5.48%	-1.70%	-4.32%	-2.61%	1.83%	3.17%	3.87%	-0.08%	-1.67%	-0.21%
Sep-03	0.34%	0.00%	2.55%	-5.73%	-5.12%	-0.57%	-1.57%	-3.18%	1.62%	3.59%	4.05%	-0.34%	-1.46%	-0.41%
Oct-03	0.70%	0.00%	2.11%	-5.64%	-5.32%	0.42%	-0.94%	-4.36%	1.08%	6.91%	3.00%	0.51%	-3.89%	-0.53%
Nov-03	-0.02%	20.00%	1.54%	-5.65%	-5.32%	0.21%	0.00%	-5.73%	0.21%	3.65%	2.57%	0.76%	-4.08%	-1.13%
Dec-03	0.17%	20.00%	3.37%	-5.29%	-5.12%	-0.41%	1.89%	-5.75%	0.21%	5.04%	2.56%	0.67%	-3.85%	-2.18%
Jan-04	1.75%	20.00%	5.93%	-3.21%	-1.18%	1.92%	3.93%	-4.96%	0.86%	6.43%	3.78%	1.27%	-2.65%	-0.75%
Feb-04	2.14%	20.00%	5.99%	-2.83%	-0.39%	2.16%	4.61%	-5.28%	0.64%	6.40%	3.75%	2.76%	-1.43%	-0.07%
Mar-04	2.29%	20.00%	7.82%	-1.81%	-0.20%	2.37%	4.59%	-3.80%	0.96%	5.04%	3.38%	3.02%	0.61%	-0.20%
Apr-04	3.38%	20.00%	9.66%	0.26%	-0.78%	2.88%	4.92%	-7.25%	2.02%	9.10%	3.49%	3.11%	1.25%	0.68%
May-04	3.58%	20.00%	8.68%	0.65%	-0.39%	2.65%	4.89%	-6.69%	1.80%	10.49%	3.55%	2.96%	2.29%	0.67%
Jun-04	3.91%	20.00%	8.32%	1.44%	0.99%	2.66%	5.25%	-5.29%	1.27%	11.85%	3.49%	2.39%	3.31%	0.73%
Jul-04	4.09%	20.00%	10.35%	1.85%	1.20%	2.67%	3.24%	-6.78%	1.17%	12.47%	3.17%	2.86%	3.35%	0.96%
Aug-04	3.93%	20.00%	9.53%	2.25%	1.60%	2.24%	2.90%	-5.36%	0.95%	12.29%	2.46%	3.03%	3.81%	0.89%
Sep-04	3.76%	20.00%	10.93%	2.11%	1.60%	1.79%	0.96%	-5.07%	1.38%	11.19%	2.05%	3.29%	4.23%	0.88%
Oct-04	4.22%	20.00%	13.52%	2.92%	2.41%	1.83%	1.27%	-3.34%	2.56%	10.01%	2.72%	3.63%	5.76%	1.01%
Nov-04	4.83%	0.00%	13.66%	3.20%	3.41%	3.17%	1.59%	-3.04%	3.21%	11.06%	2.83%	4.12%	6.60%	1.34%
Dec-04	4.84%	0.00%	12.91%	3.19%	3.60%	3.59%	0.00%	-2.44%	3.19%	11.67%	2.69%	3.59%	5.27%	1.68%
Jan-05	4.23%	0.00%	12.84%	1.46%	3.37%	2.72%	0.32%	-3.07%	3.20%	9.59%	2.52%	3.67%	4.81%	1.57%
Feb-05	4.25%	0.00%	12.92%	1.46%	3.36%	3.38%	0.63%	-2.17%	3.40%	9.85%	2.23%	3.17%	4.76%	1.27%
Mar-05	3.73%	0.00%	12.01%	0.92%	3.75%	3.29%	0.63%	-3.34%	2.96%	8.03%	2.09%	2.93%	3.46%	1.01%
Apr-05	3.42%	0.00%	10.75%	0.13%	4.55%	4.27%	0.63%	-1.56%	2.92%	5.76%	2.14%	3.18%	4.12%	0.34%
May-05	3.48%	16.67%	11.47%	0.26%	4.92%	4.33%	-0.62%	-1.56%	3.23%	5.84%	1.42%	4.07%	3.26%	0.33%
Jun-05	3.18%	16.67%	11.78%	0.13%	3.91%	4.48%	-1.25%	-1.86%	4.39%	3.92%	1.36%	4.11%	1.60%	0.44%
Jul-05	3.40%	16.67%	12.67%	0.78%	3.75%	4.79%	-1.57%	-0.63%	4.93%	4.35%	1.44%	3.59%	0.41%	0.37%
Aug-05	3.42%	33.33%	12.48%	0.78%	3.54%	5.15%	-1.88%	0.63%	4.19%	5.17%	1.43%	3.43%	-0.41%	0.34%
Sep-05	3.74%	33.33%	11.85%	1.42%	3.54%	5.00%	-1.27%	1.89%	4.93%	6.95%	1.16%	3.02%	-1.42%	0.74%
Oct-05	2.60%	33.33%	9.36%	1.16%	3.53%	3.87%	-2.51%	1.26%	4.78%	3.27%	1.29%	2.52%	-3.63%	0.53%
Nov-05	2.38%	33.33%	10.68%	1.29%	2.72%	3.41%	-2.19%	1.25%	4.87%	2.68%	0.96%	2.26%	-4.99%	0.40%
Dec-05	2.27%	33.33%	10.35%	1.16%	3.47%	3.14%	-0.31%	0.63%	5.77%	1.56%	1.21%	2.58%	-5.01%	-0.13%
Jan-06	2.27%	50.00%	9.56%	2.49%	2.30%	3.60%	-1.89%	1.58%	5.17%	2.44%	1.36%	1.45%	-8.38%	0.74%
Feb-06	1.88%	50.00%	9.18%	2.35%	2.69%	3.13%	-2.50%	1.90%	5.24%	1.16%	1.74%	1.42%	-8.10%	-0.46%
Mar-06	2.68%	50.00%	9.31%	3.00%	2.28%	3.93%	-2.49%	0.63%	5.85%	3.86%	2.11%	1.84%	-7.28%	0.00%
Apr-06	2.08%	50.00%	9.36%	1.82%	1.70%	1.61%	-3.42%	0.95%	4.77%	3.15%	1.59%	1.54%	-7.51%	0.87%
May-06	2.10%	28.57%	8.90%	2.07%	1.69%	1.27%	-2.81%	0.95%	4.55%	3.88%	2.04%	0.84%	-6.31%	0.27%
Jun-06	2.37%	14.29%	8.59%	2.19%	1.69%	1.01%	-2.52%	1.27%	3.61%	5.22%	1.98%	1.55%	-4.93%	0.29%
Jul-06	1.87%	0.00%	5.74%	0.90%	2.09%	0.47%	-2.23%	0.00%	2.50%	5.34%	1.74%	1.26%	-4.44%	0.07%
Aug-06	2.23%	-25.00%	5.94%	1.03%	2.66%	0.40%	-2.24%	-0.94%	3.12%	5.78%	1.92%	2.05%	-3.69%	0.95%
Sep-06	2.04%	-25.00%	4.91%	0.26%	2.66%	0.47%	-2.88%	-2.47%	2.20%	4.54%	2.88%	2.45%	-2.88%	1.54%
Oct-06	1.87%	-25.00%	3.56%	-0.38%	2.46%	0.07%	-4.50%	-2.17%	1.49%	4.96%	3.12%	1.75%	-1.26%	1.79%

**Nonfarm Jobs**  
**Tampa-St Petersburg MSA**

(monthly)

Not Seasonally Adjusted  
12-Month % Change

TWU = Transporation, Warehousing and Utilities

	Total	Mining and Logging	Construction	Manufacturing	Whise Trade	Retail Trade	TWU	Information	Finance	Professional and Business Services	Education and Health Services	Leisure and Hospitality	Other Services	Gov't
Nov-06	1.71%	-25.00%	1.32%	-0.76%	3.21%	0.06%	-4.79%	-2.17%	0.79%	4.78%	3.74%	2.21%	-0.63%	1.32%
Dec-06	1.78%	-12.50%	0.55%	-0.89%	2.61%	-0.13%	-4.04%	-1.55%	0.10%	5.24%	4.10%	2.36%	0.63%	1.46%
Jan-07	1.40%	-33.33%	0.33%	-1.66%	2.06%	-0.33%	-6.09%	-1.56%	0.00%	4.46%	3.95%	0.95%	2.18%	1.80%
Feb-07	1.29%	-33.33%	-0.87%	-1.53%	1.87%	-0.46%	-7.05%	-1.24%	0.20%	3.74%	4.11%	1.32%	2.80%	1.99%
Mar-07	0.92%	-33.33%	-1.19%	-2.53%	1.49%	-0.91%	-6.71%	-0.31%	-0.29%	2.00%	4.51%	0.98%	2.97%	2.53%
Apr-07	0.61%	-22.22%	-5.45%	-2.42%	0.93%	-0.07%	-6.75%	0.94%	-0.39%	1.85%	4.51%	1.59%	0.64%	1.99%
May-07	0.14%	-22.22%	-6.26%	-2.66%	0.74%	0.33%	-7.40%	0.94%	-0.77%	0.46%	4.43%	1.22%	0.63%	1.26%
Jun-07	0.27%	-12.50%	-6.65%	-3.40%	0.93%	0.33%	-6.47%	1.25%	-0.87%	0.78%	4.77%	0.38%	0.62%	2.74%
Jul-07	-0.26%	0.00%	-8.72%	-3.32%	0.19%	-0.07%	-5.86%	0.31%	-0.39%	-0.74%	4.37%	0.39%	0.00%	2.84%
Aug-07	-0.61%	16.67%	-9.95%	-3.93%	0.00%	0.13%	-5.23%	0.63%	-1.27%	-1.18%	4.90%	-0.15%	0.64%	1.34%
Sep-07	-1.10%	16.67%	-10.31%	-3.94%	-0.37%	0.27%	-4.62%	0.32%	-1.27%	-2.97%	4.41%	-0.93%	0.00%	1.31%
Oct-07	-1.03%	16.67%	-11.37%	-4.48%	-0.18%	-0.33%	-3.03%	-0.32%	-1.66%	-2.09%	4.81%	-0.94%	1.48%	1.04%
Nov-07	-1.00%	16.67%	-11.36%	-5.01%	0.00%	0.26%	-2.68%	-0.63%	-1.57%	-2.49%	4.83%	-1.31%	2.54%	1.24%
Dec-07	-1.33%	0.00%	-11.39%	-5.14%	-0.36%	-0.44%	-3.56%	-1.26%	-2.43%	-3.06%	4.43%	-1.23%	3.14%	1.37%
Jan-08	-1.67%	16.67%	-4.68%	-13.33%	-0.18%	-0.59%	-3.75%	-2.22%	-2.65%	-3.86%	4.54%	-1.10%	3.41%	0.72%
Feb-08	-1.70%	0.00%	-12.44%	-4.92%	-0.37%	-0.60%	-2.41%	-2.20%	-3.60%	-3.92%	4.19%	-1.53%	2.51%	1.56%
Mar-08	-2.24%	16.67%	-13.52%	-4.81%	-0.73%	-1.12%	-3.08%	-2.82%	-3.99%	-4.51%	3.66%	-1.72%	1.44%	0.71%
Apr-08	-2.86%	0.00%	-12.33%	-5.22%	-0.92%	-2.51%	-2.76%	-3.43%	-4.96%	-6.69%	3.23%	-1.94%	2.55%	0.65%
May-08	-3.02%	0.00%	-12.46%	-5.48%	-1.10%	-3.16%	-2.08%	-4.04%	-4.97%	-6.62%	3.29%	-2.41%	1.88%	0.66%
Jun-08	-3.57%	0.00%	-12.54%	-5.48%	-2.02%	-3.57%	-3.11%	-5.25%	-5.27%	-7.20%	2.34%	-2.58%	0.62%	0.28%
Jul-08	-3.57%	-14.29%	-5.01%	-2.24%	-2.42%	-3.34%	-5.19%	-5.02%	-5.28%	-6.64%	2.61%	-3.88%	0.63%	0.07%
Aug-08	-3.71%	-14.29%	-12.34%	-5.55%	-3.33%	-3.60%	-6.21%	-5.96%	-4.74%	-7.10%	2.10%	-3.87%	0.21%	0.86%
Sep-08	-3.87%	-14.29%	-12.80%	-6.36%	-3.72%	-4.59%	-6.23%	-6.94%	-4.96%	-6.21%	1.85%	-4.06%	-1.06%	1.04%
Oct-08	-4.14%	-28.57%	-13.32%	-6.57%	-4.63%	-4.40%	-5.56%	-5.73%	-4.87%	-7.01%	1.47%	-3.39%	-4.18%	0.64%
Nov-08	-4.81%	-28.57%	-14.53%	-7.03%	-5.86%	-5.93%	-6.21%	-6.69%	-4.98%	-7.56%	1.34%	-4.70%	-6.19%	1.03%
Dec-08	-5.00%	-28.57%	-8.13%	-6.57%	-6.13%	-5.37%	-5.37%	-7.35%	-4.89%	-7.30%	1.28%	-5.28%	-7.93%	1.94%
Jan-09	-5.49%	-28.57%	-18.81%	-9.81%	-7.92%	-7.09%	-4.61%	-7.12%	-4.55%	-7.15%	0.29%	-4.61%	-8.04%	1.43%
Feb-09	-6.04%	-16.67%	-21.13%	-10.63%	-9.02%	-7.53%	-6.36%	-8.04%	-5.25%	-7.45%	0.00%	-4.83%	-9.18%	1.48%
Mar-09	-6.38%	-28.57%	-22.07%	-11.60%	-9.41%	-8.13%	-7.42%	-8.06%	-5.27%	-8.11%	0.17%	-4.94%	-9.15%	1.48%
Apr-09	-5.96%	-28.57%	-21.68%	-12.40%	-10.04%	-7.40%	-7.80%	-9.35%	-5.01%	-6.83%	0.35%	-5.10%	-8.49%	2.39%
May-09	-6.19%	-28.57%	-22.51%	-13.10%	-10.56%	-7.08%	-8.16%	-10.03%	-5.02%	-6.84%	0.41%	-5.08%	-8.83%	1.57%
Jun-09	-6.28%	-28.57%	-22.87%	-13.67%	-11.05%	-6.86%	-8.21%	-9.77%	-5.05%	-6.73%	0.76%	-5.61%	-9.43%	1.96%
Jul-09	-6.07%	-16.67%	-22.05%	-15.42%	-11.05%	-6.92%	-6.93%	-8.91%	-5.48%	-6.66%	1.06%	-4.84%	-8.40%	2.33%
Aug-09	-6.09%	-16.67%	-21.85%	-15.38%	-10.73%	-6.71%	-6.99%	-9.00%	-5.60%	-6.50%	0.76%	-5.07%	-8.02%	1.25%
Sep-09	-5.87%	-16.67%	-21.60%	-15.56%	-10.42%	-6.00%	-7.01%	-8.81%	-5.84%	-5.47%	1.17%	-4.80%	-7.28%	-0.32%
Oct-09	-5.33%	0.00%	-14.92%	-21.09%	-9.51%	-5.30%	-8.82%	-10.47%	-6.37%	-4.43%	1.74%	-4.49%	-5.23%	0.06%
Nov-09	-5.04%	0.00%	-20.86%	-14.53%	-9.53%	-4.45%	-8.46%	-9.56%	-6.60%	-3.53%	1.67%	-4.28%	-4.62%	-0.57%
Dec-09	-4.97%	0.00%	-20.26%	-14.01%	-8.79%	-4.28%	-8.16%	-8.62%	-6.39%	-3.51%	1.72%	-4.35%	-4.64%	-1.52%
Jan-10	-4.21%	0.00%	-18.78%	-12.84%	-8.60%	-2.99%	-7.81%	-9.41%	-7.09%	-2.50%	2.52%	-3.67%	-4.71%	-0.71%
Feb-10	-3.49%	0.00%	-17.22%	-12.04%	-7.29%	-2.02%	-6.42%	-9.09%	-6.50%	-1.30%	2.56%	-3.60%	-3.60%	-0.44%
Mar-10	-2.77%	0.00%	-15.70%	-10.96%	-5.91%	-1.09%	-5.73%	-8.77%	-5.99%	-0.05%	2.89%	-3.12%	-3.80%	-0.32%
Apr-10	-2.41%	0.00%	-14.50%	-9.43%	-5.37%	0.07%	-4.62%	-8.19%	-5.92%	-0.16%	2.89%	-2.33%	-2.49%	-1.32%
May-10	-1.26%	0.00%	-12.52%	-7.78%	-4.14%	0.29%	-3.86%	-7.19%	-5.83%	0.85%	2.42%	-1.87%	-2.93%	3.73%
Jun-10	-1.04%	0.00%	-12.06%	-6.88%	-3.37%	1.10%	-3.89%	-7.58%	-5.31%	1.58%	2.61%	-0.99%	-2.04%	1.72%
Jul-10	-0.49%	-20.00%	-10.05%	-4.27%	-2.57%	1.41%	-3.14%	-6.88%	-4.81%	2.13%	2.63%	-0.42%	-1.15%	1.45%
Aug-10	-0.46%	-20.00%	-9.61%	-3.64%	-2.58%	1.56%	-2.37%	-6.59%	-4.28%	2.87%	2.33%	-0.25%	-2.06%	-0.06%
Sep-10	-0.57%	-20.00%	-10.05%	-3.18%	-2.37%	1.41%	-2.78%	-5.58%	-4.10%	1.91%	1.91%	-0.34%	-1.85%	0.52%
Oct-10	-0.45%	-20.00%	-9.20%	-3.04%	-4.08%	1.10%	-1.61%	-3.77%	-4.13%	2.13%	2.00%	0.77%	-2.76%	0.26%
Nov-10	-0.25%	-20.00%	-7.04%	-2.72%	-2.37%	0.22%	-0.80%	-3.40%	-3.14%	1.38%	2.21%	0.69%	-1.84%	0.64%
Dec-10	-0.27%	-20.00%	-6.58%	-1.89%	-2.78%	0.28%	-1.16%	-4.53%	-3.25%	1.11%	2.31%	1.03%	-0.69%	0.00%
Jan-11	0.40%	-20.00%	-3.66%	-1.56%	-1.31%	1.40%	-2.42%	-3.46%	-1.48%	1.12%	2.51%	1.38%	-0.94%	0.71%
Feb-11	0.28%	-20.00%	-4.24%	-1.04%	-0.87%	0.59%	-2.02%	-2.69%	-0.80%	1.37%	1.87%	1.36%	-1.63%	0.44%
Mar-11	0.04%	-20.00%	-7.10%	-0.69%	-1.08%	1.25%	-0.40%	-3.08%	-1.59%	0.73%	0.95%	1.73%	-0.70%	0.57%
Apr-11	0.70%	-20.00%	-3.47%	-0.17%	-0.87%	2.12%	-1.21%	-3.10%	-0.11%	2.41%	0.84%	1.23%	-1.39%	0.96%
May-11	0.34%	-20.00%	-3.24%	-1.20%	1.30%	2.85%	-1.20%	-3.49%	1.37%	1.99%	-0.06%	3.23%	-1.62%	-3.16%
Jun-11	0.53%	-20.00%	-3.81%	-1.55%	-0.87%	0.80%	-0.81%	-2.73%	2.75%	1.24%	-0.40%	5.50%	0.69%	-1.28%
Jul-11	0.95%	0.00%	-3.79%	-0.69%	0.44%	2.20%	-1.21%	-4.28%	2.53%	1.77%	-1.25%	6.73%	4.41%	-1.43%
Aug-11	1.44%	0.00%	-1.33%	-0.69%	0.88%	1.68%	-1.21%	-3.14%	3.21%	1.60%	-0.11%	7.65%	2.58%	-0.13%
Sep-11	2.34%	0.00%	-1.93%	0.52%	2.21%	1.39%	0.00%	-3.15%	3.35%	3.91%	0.06%	9.51%	2.59%	1.22%
Oct-11	2.12%	0.00%	-7.41%	0.35%	5.37%	2.11%	0.41%	-2.35%	4.19%	4.69%	-0.62%	7.88%	0.00%	1.02%
Nov-11	2.40%	0.00%	-6.80%	2.80%	1.76%	2.07%	-0.40%	-2.73%	4.51%	5.12%	0.17%	9.22%	0.00%	0.70%

## Summary Nonfarm Employment Data for Geographical Comparison

### Annual Nonfarm Job Growth

	Total Nonfarm Job Growth		
	USA	Florida	Tampa MSA
1981	0.84%	4.47%	5.72%
1982	-1.77%	0.69%	2.12%
1983	0.67%	3.81%	5.96%
1984	4.71%	7.65%	8.71%
1985	3.15%	4.90%	5.59%
1986	2.01%	4.29%	3.93%
1987	2.63%	5.41%	5.52%
1988	3.19%	4.51%	3.80%
1989	2.53%	3.83%	3.38%
1990	1.36%	2.20%	1.24%
1991	-1.02%	-1.73%	-2.70%
1992	0.32%	1.21%	0.61%
1993	1.95%	3.98%	3.56%
1994	3.11%	4.10%	5.79%
1995	2.63%	3.40%	3.49%
1996	2.05%	3.13%	2.52%
1997	2.56%	3.74%	4.63%
1998	2.57%	3.47%	3.99%
1999	2.43%	2.88%	3.04%
2000	2.16%	3.72%	4.02%
2001	0.03%	1.28%	-0.97%
2002	-1.13%	0.13%	-0.65%
2003	-0.26%	1.14%	0.06%
2004	1.10%	3.43%	3.56%
2005	1.73%	4.01%	3.33%
2006	1.78%	2.60%	2.07%
2007	1.11%	0.20%	-0.06%
2008	-0.59%	-3.53%	-3.34%
2009	-4.37%	-6.23%	-5.81%
2010	-0.76%	-1.09%	-1.49%

### Nonfarm Job Growth, 1990-2010

	Change		
	USA	Florida	Tampa MSA
Total	20,331.0	1,798.5	243.4
Mining and Logging	-60.0	-10.4	-0.1
Construction	263.0	-65.1	-2.7
Manufacturing	-6,171.0	-201.3	-26.1
Whlse Trade	187.6	60.8	-0.1
Retail Trade	1,231.6	157.1	9.6
TWU	519.8	25.0	-6.7
Information	23.0	7.7	-0.1
Finance	1,016.0	86.3	20.5
Professional and Business Services	5,840.0	697.0	125.2
Education and Health Services	8,580.0	474.0	66.2
Leisure and Hospitality	3,732.0	220.1	14.4
Other Services	1,103.0	79.7	4.2
Gov't	4,067.0	267.9	39.1

TWU = Transportation, Warehousing and Utilities

	% Change		
	USA	Florida	Tampa MSA
Total	18.6%	33.5%	27.9%
Mining and Logging	-7.8%	-65.8%	-16.7%
Construction	5.0%	-15.9%	-4.9%
Manufacturing	-34.9%	-39.6%	-31.1%
Whlse Trade	3.6%	24.7%	-0.2%
Retail Trade	9.3%	20.5%	7.5%
TWU	12.3%	12.5%	-21.3%
Information	0.9%	6.0%	-0.4%
Finance	15.4%	22.5%	30.8%
Professional and Business Services	53.8%	205.9%	189.1%
Education and Health Services	78.1%	78.3%	59.5%
Leisure and Hospitality	40.2%	31.6%	13.8%
Other Services	25.9%	34.5%	10.9%
Gov't	22.1%	31.6%	33.7%

TWU = Transportation, Warehousing and Utilities

## Summary Nonfarm Employment Data for Geographical Comparison

### 12-Month Nonfarm Job Growth

	Total Nonfarm Job Growth		
	USA	Florida	Tampa MSA
Jan-81	0.23%	4.57%	4.92%
Feb-81	0.24%	4.39%	4.35%
Mar-81	0.21%	4.65%	4.81%
Apr-81	0.45%	5.20%	5.48%
May-81	0.97%	5.24%	5.75%
Jun-81	1.51%	5.45%	6.67%
Jul-81	1.99%	4.97%	8.55%
Aug-81	1.68%	4.26%	6.94%
Sep-81	1.48%	4.63%	6.35%
Oct-81	1.01%	3.94%	5.41%
Nov-81	0.45%	3.45%	5.13%
Dec-81	-0.12%	2.96%	4.45%
Jan-82	-0.57%	2.59%	3.65%
Feb-82	-0.63%	1.88%	3.64%
Mar-82	-0.90%	1.65%	3.23%
Apr-82	-1.28%	1.09%	2.95%
May-82	-1.28%	0.60%	2.68%
Jun-82	-1.77%	0.11%	1.72%
Jul-82	-2.23%	0.09%	1.29%
Aug-82	-2.37%	0.39%	0.93%
Sep-82	-2.45%	-0.32%	0.93%
Oct-82	-2.67%	-0.21%	1.21%
Nov-82	-2.61%	0.10%	1.52%
Dec-82	-2.36%	0.38%	1.90%
Jan-83	-1.79%	0.44%	2.67%
Feb-83	-1.88%	0.71%	2.58%
Mar-83	-1.53%	0.97%	3.08%
Apr-83	-0.90%	2.09%	3.97%
May-83	-0.51%	2.81%	4.67%
Jun-83	0.19%	3.50%	5.37%
Jul-83	1.04%	4.45%	6.75%
Aug-83	0.88%	4.45%	7.87%
Sep-83	2.33%	6.07%	7.84%
Oct-83	2.94%	6.42%	8.61%
Nov-83	3.46%	6.91%	8.92%
Dec-83	3.88%	7.09%	9.10%
Jan-84	4.15%	8.00%	9.28%
Feb-84	4.78%	8.10%	9.51%
Mar-84	4.88%	8.53%	9.60%
Apr-84	4.96%	7.85%	8.96%
May-84	4.96%	8.08%	9.01%
Jun-84	4.91%	8.06%	8.45%
Jul-84	4.80%	7.55%	8.64%
Aug-84	5.43%	7.88%	8.75%
Sep-84	4.46%	7.22%	8.52%
Oct-84	4.47%	6.91%	8.20%

### 12-Month Nonfarm Job Growth, Latest Month

	Nov-11			Change
	USA	Florida	Tampa MSA	
Total	1588.0	98.0	26.9	
Mining and Logging	80.0	0.3	0.0	
Construction	12.0	-6.1	-3.5	
Manufacturing	199.0	5.1	1.6	
Whlse Trade	72.3	-2.0	0.8	
Retail Trade	239.5	31.2	2.9	
TWU	81.2	7.1	-0.1	
Information	-53.0	-6.0	-0.7	
Finance	12.0	7.8	3.9	
Professional and Business Services	519.0	15.8	9.8	
Education and Health Services	416.0	32.8	0.3	
Leisure and Hospitality	242.0	28.5	10.8	
Other Services	39.0	-4.0	0.0	
Gov't	-271.0	-12.5	1.1	

TWU = Transportation, Warehousing and Utilities

	Nov-11			% Change
	USA	Florida	Tampa MSA	
Total	1.21%	1.36%	2.40%	
Mining and Logging	10.77%	5.56%	0.00%	
Construction	0.21%	-1.82%	-6.80%	
Manufacturing	1.71%	1.68%	2.80%	
Whlse Trade	1.31%	-0.65%	1.76%	
Retail Trade	1.62%	3.32%	2.07%	
TWU	1.68%	3.15%	-0.40%	
Information	-1.96%	-4.41%	-2.73%	
Finance	0.16%	1.67%	4.51%	
Professional and Business Services	3.05%	1.51%	5.12%	
Education and Health Services	2.08%	3.01%	0.17%	
Leisure and Hospitality	1.89%	3.10%	9.22%	
Other Services	0.72%	-1.28%	0.00%	
Gov't	-1.19%	-1.11%	0.70%	

TWU = Transportation, Warehousing and Utilities

---

**Summary Nonfarm Employment Data for Geographical Comparison**

---

Nov-84	4.47%	7.04%	8.16%
Dec-84	4.23%	6.70%	7.76%
Jan-85	4.02%	5.98%	6.54%
Feb-85	3.61%	5.83%	6.64%
Mar-85	3.66%	5.50%	6.56%
Apr-85	3.48%	5.33%	6.32%
May-85	3.42%	5.21%	6.10%
Jun-85	3.12%	4.80%	6.24%
Jul-85	2.97%	4.60%	5.93%
Aug-85	2.93%	4.68%	5.22%
Sep-85	2.78%	4.17%	4.80%
Oct-85	2.72%	4.42%	4.48%
Nov-85	2.58%	4.23%	4.30%
Dec-85	2.65%	4.08%	4.10%
Jan-86	2.47%	4.05%	4.35%
Feb-86	2.44%	4.16%	4.04%
Mar-86	2.17%	3.94%	3.76%
Apr-86	2.16%	4.00%	3.59%
May-86	1.98%	4.02%	3.61%
Jun-86	1.72%	3.92%	3.33%
Jul-86	1.85%	4.24%	3.33%
Aug-86	1.76%	4.43%	3.82%
Sep-86	1.87%	4.55%	4.07%
Oct-86	1.92%	4.71%	4.47%
Nov-86	1.91%	4.71%	4.39%
Dec-86	1.95%	4.78%	4.53%
Jan-87	1.99%	4.77%	4.43%
Feb-87	2.12%	4.93%	4.69%
Mar-87	2.27%	5.07%	4.93%
Apr-87	2.42%	5.36%	5.57%
May-87	2.47%	5.31%	5.65%
Jun-87	2.77%	5.69%	5.45%
Jul-87	2.79%	5.90%	6.29%
Aug-87	2.84%	5.44%	5.79%
Sep-87	2.66%	5.72%	6.21%
Oct-87	2.98%	5.70%	5.99%
Nov-87	3.05%	5.50%	5.68%
Dec-87	3.13%	5.48%	5.45%
Jan-88	3.06%	4.69%	5.05%
Feb-88	3.30%	4.96%	5.17%
Mar-88	3.31%	4.96%	4.85%
Apr-88	3.17%	4.42%	4.08%
May-88	3.14%	4.40%	3.92%
Jun-88	3.37%	4.40%	4.10%
Jul-88	3.26%	3.99%	2.12%
Aug-88	3.18%	4.15%	2.62%
Sep-88	3.25%	4.57%	3.22%
Oct-88	3.00%	4.19%	2.91%
Nov-88	3.13%	4.90%	4.07%

---

**Summary Nonfarm Employment Data for Geographical Comparison**

---

Dec-88	3.11%	4.46%	3.58%
Jan-89	3.28%	4.41%	3.62%
Feb-89	3.12%	4.35%	3.56%
Mar-89	3.00%	4.31%	3.81%
Apr-89	2.89%	4.00%	3.48%
May-89	2.79%	4.10%	3.36%
Jun-89	2.57%	4.15%	3.42%
Jul-89	2.40%	3.85%	4.12%
Aug-89	2.32%	4.04%	3.96%
Sep-89	2.24%	3.67%	3.16%
Oct-89	2.06%	3.22%	2.85%
Nov-89	2.00%	2.75%	2.40%
Dec-89	1.80%	3.24%	2.89%
Jan-90	1.73%	3.03%	1.46%
Feb-90	1.78%	2.98%	1.69%
Mar-90	1.79%	2.99%	1.49%
Apr-90	1.63%	3.07%	2.03%
May-90	1.82%	3.10%	2.05%
Jun-90	1.74%	2.73%	2.45%
Jul-90	1.59%	2.36%	1.25%
Aug-90	1.41%	2.12%	1.92%
Sep-90	1.21%	1.50%	1.02%
Oct-90	0.94%	1.44%	0.51%
Nov-90	0.50%	0.94%	-0.06%
Dec-90	0.28%	0.20%	-0.74%
Jan-91	-0.14%	-0.62%	-1.15%
Feb-91	-0.63%	-1.30%	-1.73%
Mar-91	-0.96%	-1.70%	-2.05%
Apr-91	-1.19%	-1.88%	-2.88%
May-91	-1.38%	-2.07%	-2.92%
Jun-91	-1.45%	-2.36%	-3.58%
Jul-91	-1.41%	-2.10%	-3.33%
Aug-91	-1.22%	-1.97%	-3.97%
Sep-91	-1.11%	-1.92%	-3.53%
Oct-91	-0.95%	-1.90%	-2.73%
Nov-91	-0.91%	-1.51%	-2.48%
Dec-91	-0.81%	-1.44%	-2.18%
Jan-92	-0.67%	-0.46%	-0.93%
Feb-92	-0.41%	-0.20%	-0.96%
Mar-92	-0.20%	0.66%	-0.53%
Apr-92	0.22%	0.76%	0.28%
May-92	0.33%	0.85%	0.61%
Jun-92	0.34%	1.11%	1.10%
Jul-92	0.51%	1.43%	1.45%
Aug-92	0.48%	0.97%	0.73%
Sep-92	0.54%	1.63%	1.41%
Oct-92	0.74%	2.41%	1.16%
Nov-92	0.95%	2.44%	1.61%
Dec-92	1.05%	2.97%	1.46%

---

**Summary Nonfarm Employment Data for Geographical Comparison**

---

Jan-93	1.28%	2.99%	1.60%
Feb-93	1.61%	3.68%	2.44%
Mar-93	1.52%	3.11%	2.30%
Apr-93	1.66%	4.30%	2.96%
May-93	1.79%	4.06%	2.89%
Jun-93	1.88%	4.26%	3.41%
Jul-93	2.03%	4.30%	3.97%
Aug-93	2.08%	4.47%	4.46%
Sep-93	2.25%	4.32%	4.35%
Oct-93	2.30%	4.21%	4.81%
Nov-93	2.39%	3.97%	4.38%
Dec-93	2.53%	4.12%	5.10%
Jan-94	2.51%	4.11%	5.65%
Feb-94	2.47%	3.95%	5.69%
Mar-94	2.96%	4.15%	5.86%
Apr-94	3.00%	3.80%	6.22%
May-94	3.02%	3.98%	6.17%
Jun-94	3.19%	4.05%	5.97%
Jul-94	3.15%	3.93%	5.78%
Aug-94	3.33%	4.05%	5.42%
Sep-94	3.36%	4.52%	5.59%
Oct-94	3.31%	3.76%	5.46%
Nov-94	3.54%	4.74%	6.18%
Dec-94	3.44%	4.13%	5.46%
Jan-95	3.45%	3.97%	4.56%
Feb-95	3.51%	4.05%	4.56%
Mar-95	3.28%	4.01%	4.53%
Apr-95	3.03%	3.24%	3.84%
May-95	2.75%	3.44%	3.78%
Jun-95	2.67%	3.39%	3.50%
Jul-95	2.44%	2.97%	2.88%
Aug-95	2.39%	3.15%	3.41%
Sep-95	2.24%	3.13%	2.93%
Oct-95	2.21%	3.27%	2.69%
Nov-95	1.87%	2.82%	2.42%
Dec-95	1.84%	3.39%	3.00%
Jan-96	1.54%	2.96%	2.47%
Feb-96	1.77%	2.96%	2.62%
Mar-96	1.80%	3.37%	3.32%
Apr-96	1.79%	2.93%	1.83%
May-96	2.12%	3.00%	1.90%
Jun-96	2.06%	2.80%	1.87%
Jul-96	2.25%	3.17%	2.59%
Aug-96	2.27%	3.38%	2.49%
Sep-96	2.11%	3.18%	2.59%
Oct-96	2.19%	3.39%	3.09%
Nov-96	2.37%	3.24%	2.79%
Dec-96	2.35%	3.18%	2.67%
Jan-97	2.54%	3.82%	3.49%

---

## Summary Nonfarm Employment Data for Geographical Comparison

---

Feb-97	2.45%	3.43%	3.08%
Mar-97	2.50%	2.88%	2.50%
Apr-97	2.60%	3.88%	4.53%
May-97	2.53%	3.81%	4.39%
Jun-97	2.50%	3.87%	4.71%
Jul-97	2.56%	4.09%	5.46%
Aug-97	2.37%	3.98%	5.64%
Sep-97	2.57%	4.03%	5.60%
Oct-97	2.71%	3.93%	5.56%
Nov-97	2.64%	3.56%	5.28%
Dec-97	2.77%	3.66%	5.28%
Jan-98	2.82%	3.87%	5.56%
Feb-98	2.73%	3.91%	5.72%
Mar-98	2.57%	3.74%	5.07%
Apr-98	2.61%	3.28%	4.19%
May-98	2.59%	3.18%	4.49%
Jun-98	2.59%	3.44%	4.74%
Jul-98	2.54%	3.47%	3.57%
Aug-98	2.69%	3.14%	3.12%
Sep-98	2.51%	2.98%	2.75%
Oct-98	2.39%	3.52%	3.03%
Nov-98	2.39%	3.57%	3.01%
Dec-98	2.41%	3.51%	2.88%
Jan-99	2.30%	2.67%	2.23%
Feb-99	2.46%	2.95%	2.58%
Mar-99	2.45%	2.97%	3.09%
Apr-99	2.51%	3.19%	3.33%
May-99	2.33%	3.14%	3.33%
Jun-99	2.37%	3.19%	3.34%
Jul-99	2.55%	2.72%	3.03%
Aug-99	2.40%	2.84%	3.00%
Sep-99	2.36%	2.65%	3.02%
Oct-99	2.47%	2.57%	3.03%
Nov-99	2.51%	2.76%	3.12%
Dec-99	2.49%	2.87%	3.27%
Jan-00	2.63%	3.38%	4.59%
Feb-00	2.36%	3.09%	4.25%
Mar-00	2.65%	3.45%	4.99%
Apr-00	2.51%	3.47%	4.72%
May-00	2.56%	3.86%	4.71%
Jun-00	2.38%	2.93%	3.20%
Jul-00	2.12%	4.00%	3.83%
Aug-00	2.09%	5.42%	5.08%
Sep-00	1.99%	4.39%	4.39%
Oct-00	1.68%	3.72%	3.03%
Nov-00	1.61%	3.62%	3.01%
Dec-00	1.45%	3.33%	2.68%
Jan-01	1.30%	2.56%	0.15%
Feb-01	1.29%	2.66%	-0.01%

---

**Summary Nonfarm Employment Data for Geographical Comparison**

---

Mar-01	0.89%	2.38%	-0.79%
Apr-01	0.43%	2.12%	-0.92%
May-01	0.24%	1.68%	-1.27%
Jun-01	0.14%	1.50%	-1.12%
Jul-01	-0.07%	1.18%	-0.87%
Aug-01	-0.13%	1.09%	-0.93%
Sep-01	-0.44%	0.60%	-1.55%
Oct-01	-0.70%	0.29%	-1.14%
Nov-01	-1.12%	-0.14%	-1.51%
Dec-01	-1.36%	-0.48%	-1.66%
Jan-02	-1.40%	-0.11%	-0.66%
Feb-02	-1.55%	-0.32%	-0.70%
Mar-02	-1.53%	-0.32%	-0.93%
Apr-02	-1.39%	-0.12%	-0.68%
May-02	-1.34%	0.00%	-0.62%
Jun-02	-1.33%	-0.26%	-1.11%
Jul-02	-1.31%	-0.13%	-0.88%
Aug-02	-1.19%	-0.05%	-0.90%
Sep-02	-1.00%	0.09%	-0.64%
Oct-02	-0.64%	0.64%	-0.60%
Nov-02	-0.41%	0.92%	-0.13%
Dec-02	-0.43%	1.14%	-0.03%
Jan-03	-0.28%	1.24%	0.04%
Feb-03	-0.32%	1.22%	-0.28%
Mar-03	-0.40%	1.13%	-0.02%
Apr-03	-0.35%	1.06%	-0.17%
May-03	-0.35%	0.95%	-0.30%
Jun-03	-0.39%	0.96%	-0.01%
Jul-03	-0.32%	1.14%	0.12%
Aug-03	-0.34%	1.04%	0.15%
Sep-03	-0.23%	1.17%	0.34%
Oct-03	-0.14%	1.38%	0.70%
Nov-03	-0.10%	1.08%	-0.02%
Dec-03	0.07%	1.27%	0.17%
Jan-04	0.09%	2.17%	1.75%
Feb-04	0.25%	2.38%	2.14%
Mar-04	0.67%	2.51%	2.29%
Apr-04	1.03%	3.37%	3.38%
May-04	1.14%	3.37%	3.58%
Jun-04	1.23%	3.61%	3.91%
Jul-04	1.38%	4.06%	4.09%
Aug-04	1.35%	3.82%	3.93%
Sep-04	1.39%	3.22%	3.76%
Oct-04	1.53%	3.73%	4.22%
Nov-04	1.60%	4.44%	4.83%
Dec-04	1.56%	4.50%	4.84%
Jan-05	1.56%	3.94%	4.23%
Feb-05	1.72%	4.05%	4.25%
Mar-05	1.55%	3.76%	3.73%

---

**Summary Nonfarm Employment Data for Geographical Comparison**

---

Apr-05	1.61%	3.82%	3.42%
May-05	1.52%	4.00%	3.48%
Jun-05	1.69%	3.68%	3.18%
Jul-05	1.77%	3.95%	3.40%
Aug-05	1.95%	4.29%	3.42%
Sep-05	1.87%	5.21%	3.74%
Oct-05	1.66%	4.13%	2.60%
Nov-05	1.89%	3.71%	2.38%
Dec-05	1.91%	3.59%	2.27%
Jan-06	1.99%	3.42%	2.27%
Feb-06	2.05%	3.28%	1.88%
Mar-06	2.14%	3.69%	2.68%
Apr-06	1.90%	2.87%	2.08%
May-06	1.88%	2.86%	2.10%
Jun-06	1.75%	3.02%	2.37%
Jul-06	1.68%	2.34%	1.87%
Aug-06	1.64%	2.30%	2.23%
Sep-06	1.67%	1.92%	2.04%
Oct-06	1.64%	1.86%	1.87%
Nov-06	1.50%	1.95%	1.71%
Dec-06	1.57%	1.73%	1.78%
Jan-07	1.50%	1.64%	1.40%
Feb-07	1.31%	1.52%	1.29%
Mar-07	1.23%	1.31%	0.92%
Apr-07	1.15%	0.96%	0.61%
May-07	1.24%	0.67%	0.14%
Jun-07	1.24%	0.37%	0.27%
Jul-07	1.08%	-0.08%	-0.26%
Aug-07	1.01%	-0.29%	-0.61%
Sep-07	0.93%	-0.66%	-1.10%
Oct-07	0.95%	-0.82%	-1.03%
Nov-07	0.89%	-0.94%	-1.00%
Dec-07	0.82%	-1.23%	-1.33%
Jan-08	0.66%	-1.75%	-1.67%
Feb-08	0.53%	-1.87%	-1.70%
Mar-08	0.30%	-2.38%	-2.24%
Apr-08	0.10%	-2.83%	-2.86%
May-08	-0.17%	-3.16%	-3.02%
Jun-08	-0.39%	-3.60%	-3.57%
Jul-08	-0.46%	-3.67%	-3.57%
Aug-08	-0.62%	-3.94%	-3.71%
Sep-08	-0.99%	-4.13%	-3.87%
Oct-08	-1.31%	-4.36%	-4.14%
Nov-08	-2.01%	-5.14%	-4.81%
Dec-08	-2.61%	-5.54%	-5.00%
Jan-09	-3.15%	-6.01%	-5.49%
Feb-09	-3.70%	-6.68%	-6.04%
Mar-09	-4.21%	-6.99%	-6.38%
Apr-09	-4.45%	-6.61%	-5.96%

---

**Summary Nonfarm Employment Data for Geographical Comparison**

---

May-09	-4.65%	-6.75%	-6.19%
Jun-09	-4.92%	-6.76%	-6.28%
Jul-09	-5.05%	-6.57%	-6.07%
Aug-09	-5.06%	-6.59%	-6.09%
Sep-09	-4.84%	-6.32%	-5.87%
Oct-09	-4.60%	-5.63%	-5.33%
Nov-09	-4.09%	-5.02%	-5.04%
Dec-09	-3.75%	-4.75%	-4.97%
Jan-10	-3.23%	-3.81%	-4.21%
Feb-10	-2.72%	-3.12%	-3.49%
Mar-10	-1.98%	-2.42%	-2.77%
Apr-10	-1.26%	-1.61%	-2.41%
May-10	-0.63%	-0.72%	-1.26%
Jun-10	-0.41%	-0.58%	-1.04%
Jul-10	-0.21%	-0.26%	-0.49%
Aug-10	-0.07%	0.00%	-0.46%
Sep-10	0.01%	-0.16%	-0.57%
Oct-10	0.30%	-0.05%	-0.45%
Nov-10	0.50%	-0.09%	-0.25%
Dec-10	0.67%	-0.02%	-0.27%
Jan-11	0.69%	0.39%	0.40%
Feb-11	0.98%	0.67%	0.28%
Jun-11	0.94%	0.47%	0.53%
Apr-11	1.06%	0.55%	0.70%
May-11	0.69%	0.22%	0.34%
Jun-11	0.94%	0.47%	0.53%
Jul-11	0.97%	0.69%	0.95%
Aug-11	1.11%	0.47%	1.44%
Sep-11	1.27%	1.15%	2.34%
Oct-11	1.18%	1.36%	2.12%
Nov-11	1.21%	1.36%	2.40%