













# Lettuce Lake Conservation Park




Conservation  
and  
Environmental Lands Management  
Department

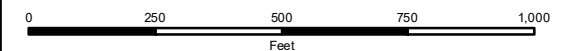
[HCFLGov.net](http://HCFLGov.net)  
813-987-6204

## LEGEND

- |   |                |   |                  |
|---|----------------|---|------------------|
|  | Park Entrance  |  | Park Bench       |
|  | Park Boundary  |  | Playground       |
|  | Paved Road     |  | Picnic Area      |
|  | Sidewalk       |  | Exercise Station |
|  | Parking        |  | Canoe Launch     |
|  | Restroom       |   |                  |
|  | Picnic Shelter |   |                  |

## PUBLIC TRAILS

-  Hammock Trail (1.25 mile Paved Loop)
-  Boardwalk
-  Hiking Trail



\*Navigate map with a mobile map app, such as Avenza\*

