

April 2018 – Economic Indicators Report

Hillsborough County Economic Development Department – Business Intelligence

HCFLGov.net/EconDev

Employment & Unemployment (Not Seasonally Adjusted)

Location	Labor Force	Employment	Unemployment Rate (April 2018)	Unemployment Rate (April 2017)
Hillsborough County	733,551	710,453	3.15%	3.71%
Tampa MSA	1,532,322	1,482,780	3.23%	3.83%
Florida	10,202,000	9,854,000	3.41%	3.95%
United States	161,280,000	155,348,000	3.68%	4.10%

Tampa MSA consists of Hernando, Hillsborough, Pasco, and Pinellas counties.

Home Sales

In April 2018, Hillsborough County had a total of **1,562** closed sales for single family homes. In April 2017, the total was 1,651 closed sales. That is a 5.4% decrease in closed sales for single family homes.

In April 2018, Hillsborough County had a total of **466** closed sales for townhouses and condos. In April 2017, the total was 485 closed sales. That is a 3.9% decrease in closed sales for townhouses and condos.

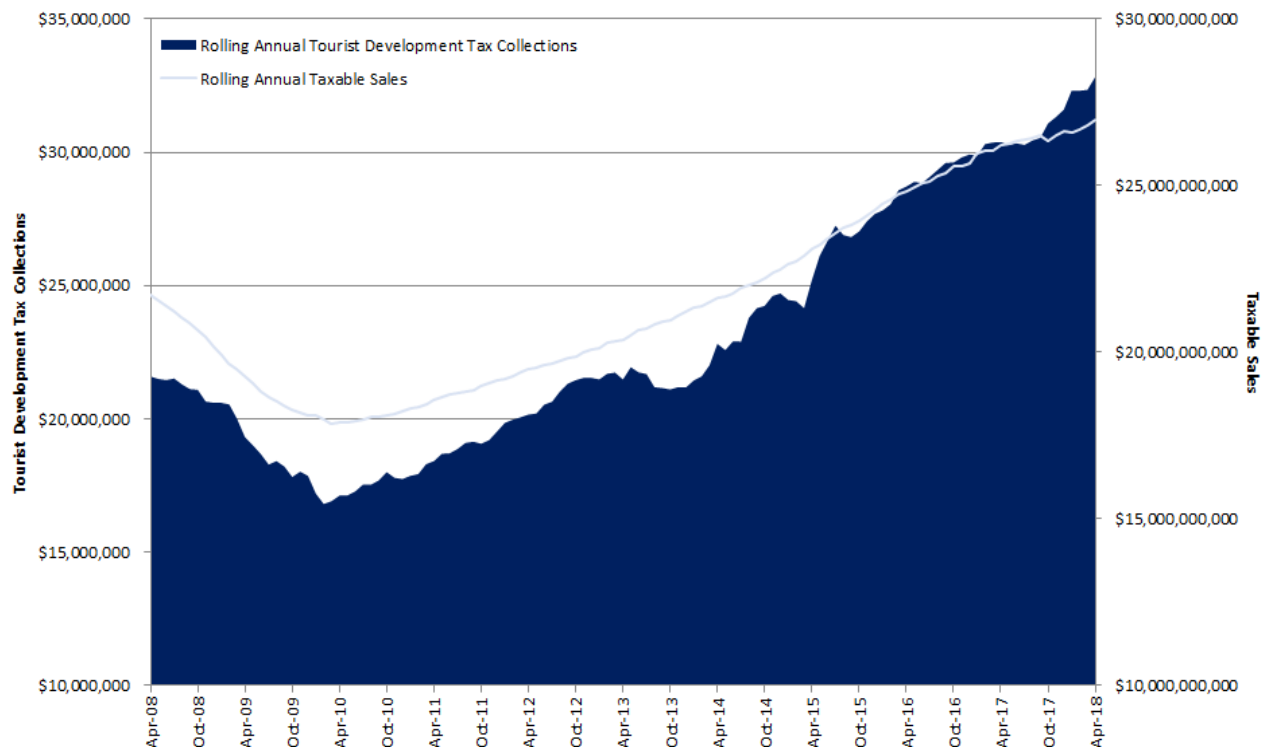
Airport Activity

Month	Domestic Passengers	International Passengers	Freight Cargo (in tons)	Freight Mail (in tons)
April 2018	1,777,938	99,675	16,217.4	1,323.3
April 2017	1,700,675	98,844	10,834.2	697.2
Annual % Change	4.5%	0.8%	49.7%	89.8%

Tourist Development Tax Collections

\$4,082,451.72
Collected in April 2018

13.7%
Collections increase from April 2017



Consumer Price Index (Not Seasonally Adjusted)

Month	U.S. City Avg.	South Urban Avg., Size Class A
April 2018	250.546	246.305
April 2017	244.524	239.722
Annual % Change	2.5%	2.7%

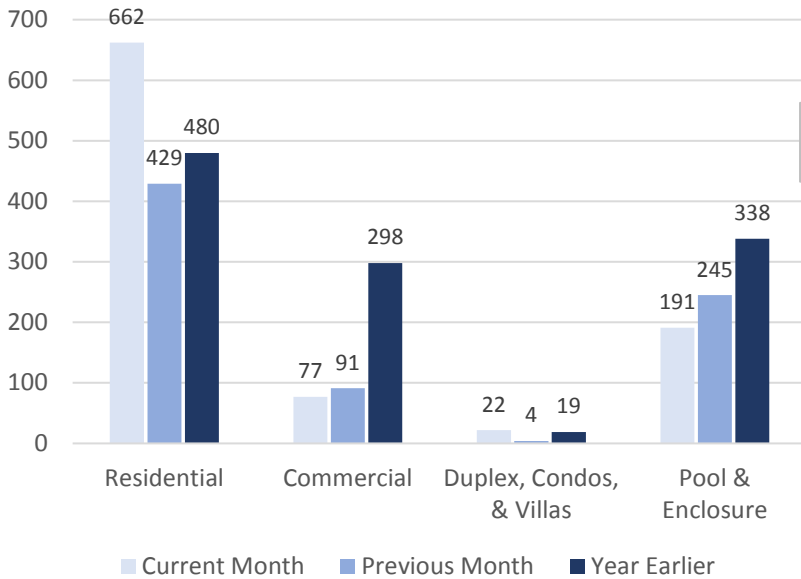
Hillsborough County Gross and Taxable Sales

Month	Gross Sales	Taxable Sales
April 2018	\$7,722,148,929.22	\$2,609,856,321.50
April 2017	\$7,162,235,344.69	\$2,450,084,614.00
Annual % Change	7.8%	6.5%

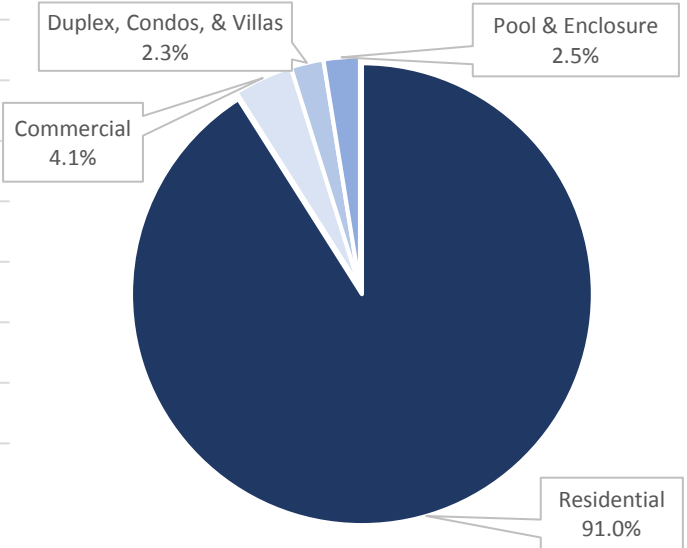
Questions? Feedback? We'd love to hear from you!

Call Hillsborough County Economic Development Department at (813) 272-7232 and ask for a member of the Business Intelligence team.

Permits Issued – April 2018



Permit Values – April 2018



There were **952** residential & commercial building permits issued in **April 2018**.
The total value of these permits is **\$258,736,758**. All permits are for unincorporated Hillsborough County.

Type	Residential	Annual % Change	Commercial	Annual % Change	Duplex, Condos, and Villas	Annual % Change	Pool & Enclosure	Annual % Change
Permits	662	37.9%	77	-74.2%	22	15.8%	191	-43.5%
Value	\$235,478,477	43.1%	\$10,729,099	-73.6%	\$5,958,629	9.3%	\$6,570,553	-9.8%

Top 5 Kind Code Sales (Gross Sales)

Industry	April 2018	Annual % Change
Wholesale Dealers	\$1,605,858,334	-0.5%
Misc. Merchandise Stores	\$797,560,248	14.2%
Automotive Dealers, Tag Agencies, & Tax Collectors	\$731,775,302	3.6%
Manufacturing	\$427,243,345	-11.3%
Gasoline Service Stations	\$424,525,690	72.7%

Top 5 Kind Code Sales (Taxable Sales)

Industry	April 2018	Annual % Change
Automotive Dealers, Tag Agencies, & Tax Collectors	\$472,411,282	5.8%
Misc. Merchandise Stores	\$294,202,167	8.1%
Restaurants, Lunchrooms, Catering Services	\$286,314,915	10.4%
Lease or Rental of Commercial Real Property	\$192,745,607	7.6%
Lumber and Other Building Materials Dealers	\$132,908,485	6.3%

Top 5 Year-over-Year Growth (Gross Sales)Ⓞ

Industry	April 2018	Annual % Change
Aircraft Dealers	\$13,918,851	616.3%
Transportation, Railroads, Airlines, Bus, Trucking Lines	\$36,449,062	113.1%
Radio, Television, Consumer Electronics, Music Stores	\$243,446,493	80.2%
Gasoline Service Stations	\$424,525,690	72.7%
Horse, Cattle & Pet Dealers	\$20,777,849	62.3%

Top 5 Year-over-Year Growth (Taxable Sales)Ⓞ

Industry	April 2018	Annual % Change
Building Contractors	\$21,674,858	62.1%
Store & Office Equipment, Office Supplies	\$10,485,908	20.5%
Farm Implements & Equipment Suppliers	\$14,052,042	17.1%
Eating & Drinking Places (not restaurants)	\$10,007,020	15.8%
Wholesale Dealers	\$119,812,459	12.1%

ⓄFor kind codes with more than \$10 million in sales for the month.

All data is for April 2018 and Hillsborough County only, unless otherwise indicated.

Sources: Bureau of Labor Statistics, Greater Tampa Association of Realtors, Tampa International Airport, U.S. Census Bureau, Florida Department of Revenue.