

July 2018 – Economic Indicators Report

Hillsborough County Economic Development Department – Business Intelligence

HCFLGov.net/EconDev

Employment & Unemployment (Not Seasonally Adjusted)

Location	Labor Force	Employment	Unemployment Rate (July 2018)	Unemployment Rate (July 2017)
Hillsborough County	740,462	712,612	3.76%	4.08%
Tampa MSA	1,548,565	1,489,690	3.80%	4.12%
Florida	10,318,000	9,910,000	3.95%	4.37%
United States	163,734,000	157,004,000	4.11%	4.60%

Tampa MSA consists of Hernando, Hillsborough, Pasco, and Pinellas counties.

Home Sales

In July 2018, Hillsborough County had a total of **1,989** closed sales for single family homes. In July 2017, the total was 1,910 closed sales. That is a 4.1% increase in closed sales for single family homes.

In July 2018, Hillsborough County had a total of **550** closed sales for townhouses and condos. In July 2017, the total was 491 closed sales. That is a 12.0% increase in closed sales for townhouses and condos.

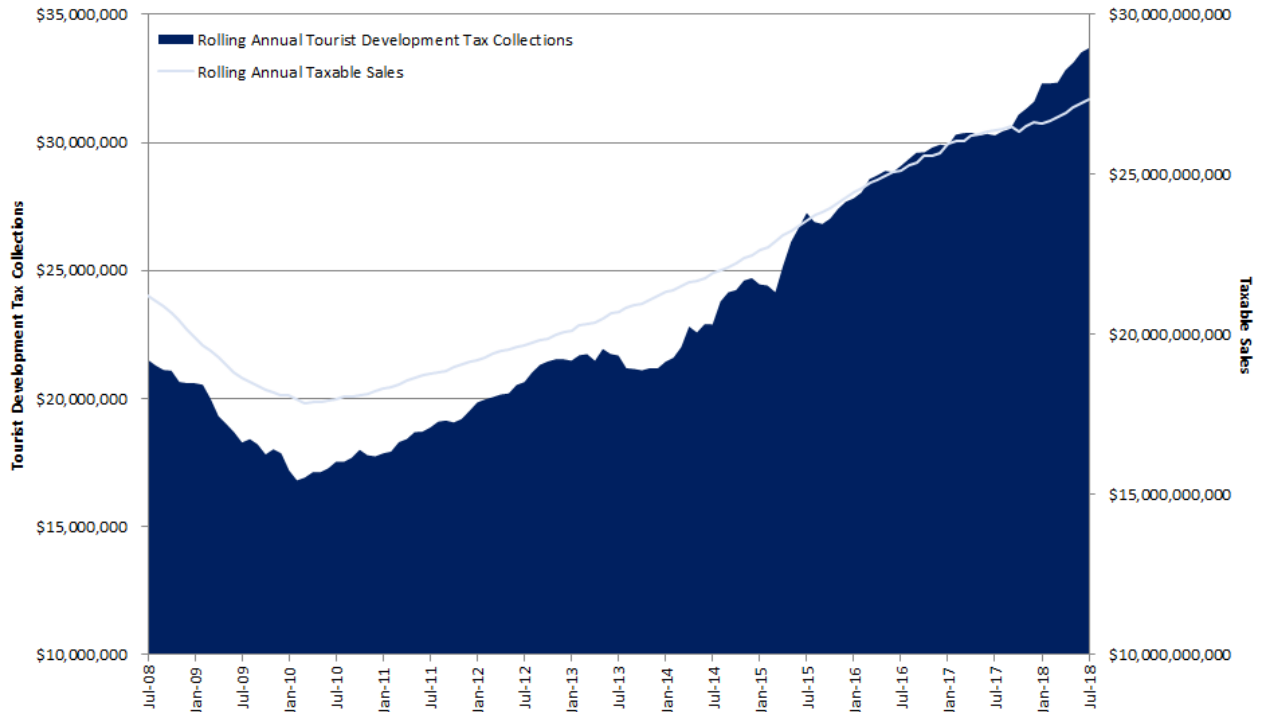
Airport Activity

Month	Domestic Passengers	International Passengers	Freight Cargo (in tons)	Freight Mail (in tons)
July 2018	1,705,024	86,414	16,107.4	1,273.9
July 2017	1,594,396	79,082	11,838.0	585.1
Annual % Change	6.9%	9.3%	36.1%	117.7%

Tourist Development Tax Collections

\$2,419,135
Collected in
July 2018

7.8%
Collections increase
from July 2017



Consumer Price Index (Not Seasonally Adjusted)

Month	U.S. City Avg.	South Urban Avg., Size Class A
July 2018	252.006	248.047
July 2017	244.786	240.366
Annual % Change	2.9%	3.2%

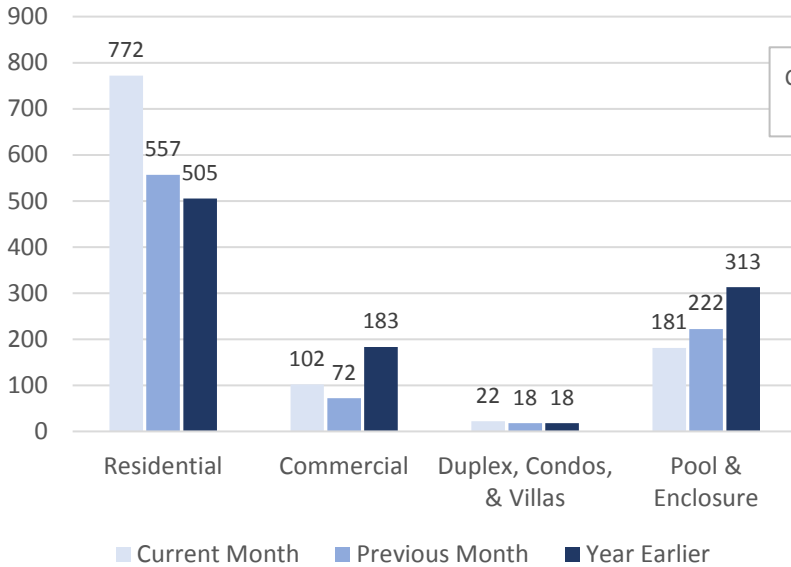
Hillsborough County Gross and Taxable Sales

Month	Gross Sales	Taxable Sales
July 2018	\$7,022,492,928	\$2,355,607,236
July 2017	\$6,711,288,747	\$2,202,694,159
Annual % Change	4.6%	6.9%

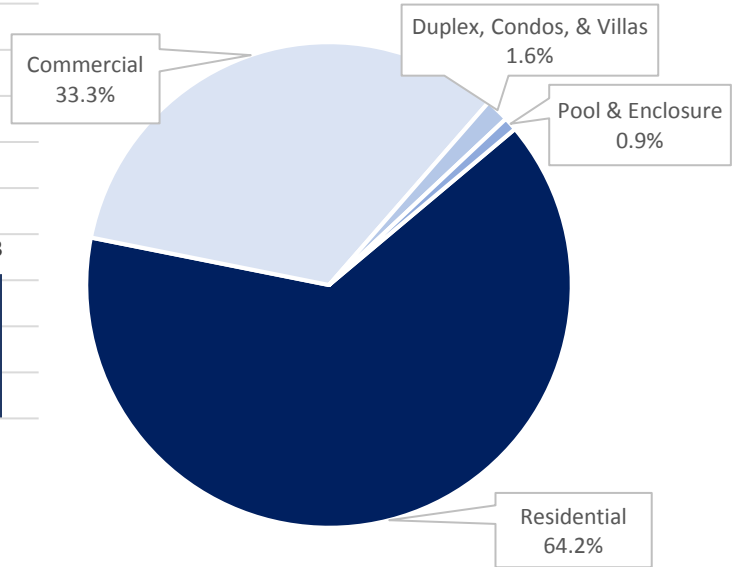
Questions? Feedback? We'd love to hear from you!

Call Hillsborough County Economic Development Department at (813) 272-7232 and ask for a member of the Business Intelligence team.

Permits Issued – July 2018



Permit Values – July 2018



There were **1,077** residential & commercial building permits issued in **July 2018**.
The total value of these permits is **\$400,631,801**. All permits are for unincorporated Hillsborough County.

Type	Residential	Annual % Change	Commercial	Annual % Change	Duplex, Condos, and Villas	Annual % Change	Pool & Enclosure	Annual % Change
Permits	772	52.9%	102	-44.3%	22	22.2%	181	-42.2%
Value	\$257,383,240	42.4%	\$133,370,667	301.0%	\$6,303,548	28.2%	\$3,574,347	-44.6%

Top 5 Kind Code Sales (Gross Sales)

Industry	July 2018	Annual % Change
Wholesale Dealers	\$1,487,702,980	-1.7%
Misc. Merchandise Stores	\$681,320,160	6.5%
Automotive Dealers, Tag Agencies, & Tax Collectors	\$588,175,419	3.1%
Manufacturing	\$430,355,869	1.5%
Food & Beverage Stores	\$314,716,762	13.6%

Top 5 Kind Code Sales (Taxable Sales)

Industry	July 2018	Annual % Change
Automotive Dealers, Tag Agencies & Tax Collectors	\$382,968,000	9.4%
Misc. Merchandise Stores	\$260,535,912	2.9%
Restaurants, Lunchrooms, Catering Services	\$250,464,915	8.7%
Lease or Rental of Commercial Real Property	\$191,431,131	11.5%
Wholesale Dealers	\$129,727,623	31.2%

Top 5 Year-over-Year Growth (Gross Sales)Ⓞ

Industry	July 2018	Annual % Change
Transportation, Railroads, Airlines, Bus, Trucking Lines	\$44,790,620	171.6%
Tobacco Stores & Stands	\$34,129,786	154.8%
Scrap Metal, Junk Yards, Salvaged Material	\$51,981,310	111.8%
Horse, Cattle & Pet Dealers	\$17,994,803	69.4%
Machine Shops, Foundries, Iron Work	\$48,690,482	37.7%

Top 5 Year-over-Year Growth (Taxable Sales)Ⓞ

Industry	July 2018	Annual % Change
Household Appliances & Accessories	\$10,084,966	32.1%
Wholesale Dealers	\$129,727,623	31.2%
Manufacturing	\$63,437,938	23.0%
Automotive Accessories & Parts	\$37,115,785	19.5%
Admissions, Amusement & Recreation Services	\$67,188,567	18.9%

ⓄFor kind codes with more than \$10 million in sales for the month.

All data is for July 2018 and Hillsborough County only, unless otherwise indicated.

Sources: Bureau of Labor Statistics, Greater Tampa Association of Realtors, Tampa International Airport, U.S. Census Bureau, Florida Department of Revenue.