

November 2018 – Economic Indicators Report

Hillsborough County Economic Development Department – Business Intelligence

HCFLGov.net/EconDev

Employment & Unemployment (Not Seasonally Adjusted)

Location	Labor Force	Employment	Unemployment Rate (November 2018)	Unemployment Rate (November 2017)
Hillsborough County	734,109	713,055	2.87%	3.54%
Tampa MSA	1,532,436	1,487,146	2.96%	3.61%
Florida	10,251,000	9,938,000	3.05%	3.85%
United States	162,665,000	157,015,000	3.47%	3.92%

Tampa MSA consists of Hernando, Hillsborough, Pasco, and Pinellas counties.

Home Sales

In November 2018, Hillsborough County had a total of **1,680** closed sales for single family homes. In November 2017, the total was 1,532 closed sales. That is a 9.7% increase in closed sales for single family homes.

In November 2018, Hillsborough County had a total of **449** closed sales for townhouses and condos. In November 2017, the total was 478 closed sales. That is a 6.1% decrease in closed sales for townhouses and condos.

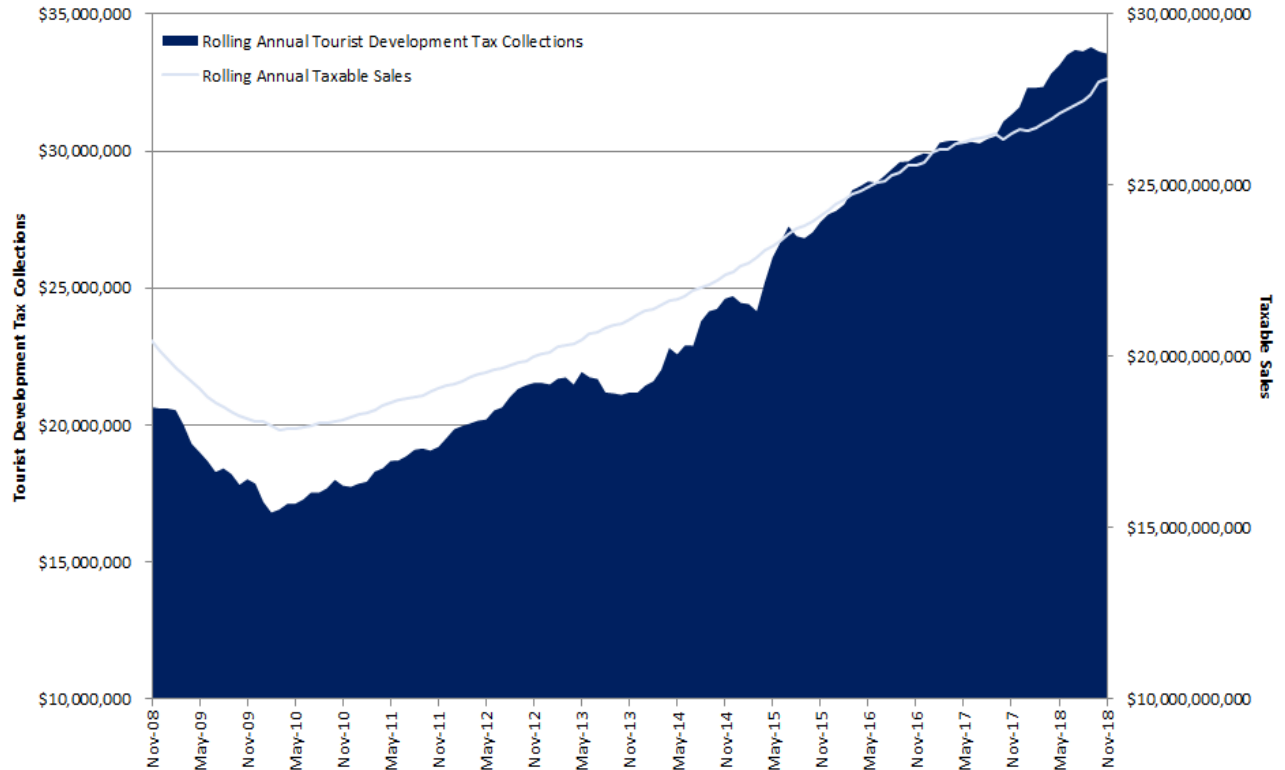
Airport Activity

Month	Domestic Passengers	International Passengers	Freight Cargo (in tons)	Freight Mail (in tons)
November 2018	1,741,617	91,674	18,680.6	1,086.7
November 2017	1,633,032	75,552	16,488.8	1,142.9
Annual % Change	6.6%	21.3%	13.3%	-4.9%

Tourist Development Tax Collections

\$2,662,269
Collected in
November 2018

2.58%
Collections decrease
from November 2017



Consumer Price Index (Not Seasonally Adjusted)

Month	U.S. City Avg.	South Urban Avg., Size Class A
November 2018	252.038	248.040
November 2017	246.669	242.880
Annual % Change	2.2%	2.1%

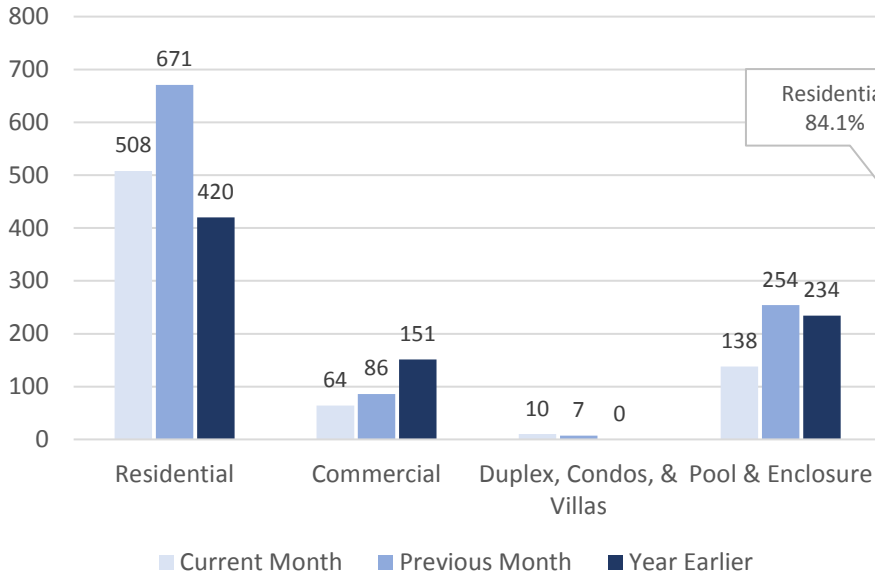
Hillsborough County Gross and Taxable Sales

Month	Gross Sales	Taxable Sales
November 2018	\$6,764,659,119.00	\$2,335,656,549.00
November 2017	\$6,315,692,723.57	\$2,253,463,179.97
Annual % Change	7.1%	3.6%

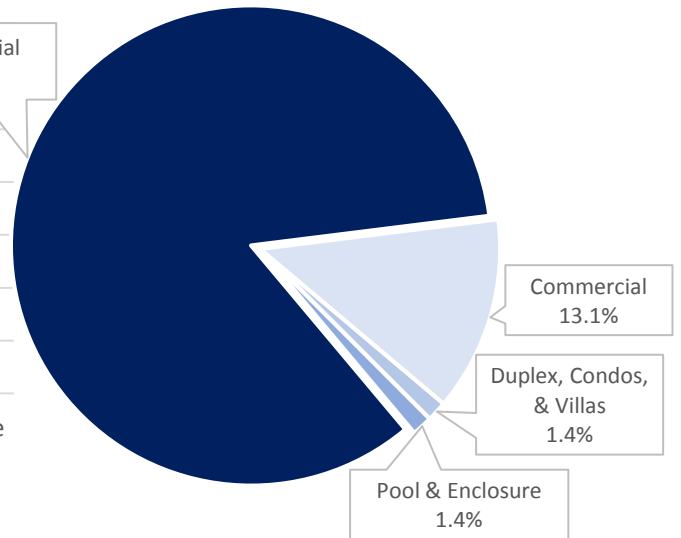
Questions? Feedback? We'd love to hear from you!

Call Hillsborough County Economic Development Department at (813) 272-7232 and ask for a member of the Business Intelligence team.

Permits Issued – November 2018



Permit Values – November 2018



There were **720** residential & commercial building permits issued in **November 2018**.
The total value of these permits is **\$246,541,465**. All permits are for unincorporated Hillsborough County.

Type	Residential	Annual % Change	Commercial	Annual % Change	Duplex, Condos, and Villas	Annual % Change	Pool & Enclosure	Annual % Change
Permits	508	21.0%	64	-57.6%	10	100.0%	138	-41.0%
Value	\$207,435,279	42.5%	\$32,360,879	-47.5%	\$3,342,104	100%	\$3,403,203	-36.9%

Top 5 Kind Code Sales (Gross Sales)

Industry	November 2018	Annual % Change
Wholesale Dealers	\$1,393,694,744	12.2%
General Misc. Merchandise Stores	\$621,536,088	3.5%
Automotive Dealers, Tag Agencies	\$617,206,217	-0.6%
Manufacturing	\$401,596,448	1.1%
Medical, Dental, Surgical, Optical	\$365,339,543	15.1%

Top 5 Kind Code Sales (Taxable Sales)

Industry	November 2018	Annual % Change
Automotive Dealers, Tag Agencies	\$382,357,638	-1.7%
Restaurants, Lunchrooms, Catering Services	\$246,875,340	4.0%
General Misc. Merchandise Stores	\$227,983,306	-4.5%
Lease or Rental of Commercial Real Property	\$191,405,673	8.4%
Wholesale Dealers	\$135,280,415	27.0%

Top 5 Year-over-Year Growth (Gross Sales)Ⓢ

Industry	November 2018	Annual % Change
Horse, Cattle & Pet Dealers	\$16,905,102	581.1%
Farm Equipment Suppliers	\$45,956,231	68.3%
Fabrication & Sales of Cabinets, Windows, Etc.	\$32,159,028	44.2%
Machine Shops, Foundries, Iron Work	\$45,238,353	38.4%
Sanitary & Industrial Supplies	\$32,173,031	34.8%

Top 5 Year-over-Year Growth (Taxable Sales)Ⓢ

Industry	November 2018	Annual % Change
Other Professional Services	\$11,288,465	62.5%
Wholesale Dealers	\$135,280,415	27.0%
Industrial Machinery	\$20,565,277	24.5%
Fabrication & Sales of Cabinets, Windows, Etc.	\$13,120,790	22.4%
Radio, Television, Consumer Electronics Stores	\$51,281,331	21.8%

ⓈFor kind codes with more than \$10 million in sales for the month.

All data is for November 2018 and Hillsborough County only, unless otherwise indicated.

Sources: Bureau of Labor Statistics, Greater Tampa Association of Realtors, Tampa International Airport, U.S. Census Bureau, Florida Department of Revenue.