

# February 2019 – Economic Indicators Report

Hillsborough County Economic Development Department – Business Intelligence  
[HCFLGov.net/EconDev](http://HCFLGov.net/EconDev)



## Employment & Unemployment (Not Seasonally Adjusted)

Location	Labor Force	Employment	Unemployment Rate (February 2019)	Unemployment Rate (February 2018)
Hillsborough County	739,929	715,192	3.34%	3.48%
Tampa MSA	1,537,979	1,484,954	3.45%	3.60%
Florida	10,366,000	10,011,000	3.42%	3.81%
United States	162,793,000	156,167,000	4.07%	4.39%

Tampa MSA consists of Hernando, Hillsborough, Pasco, and Pinellas counties.

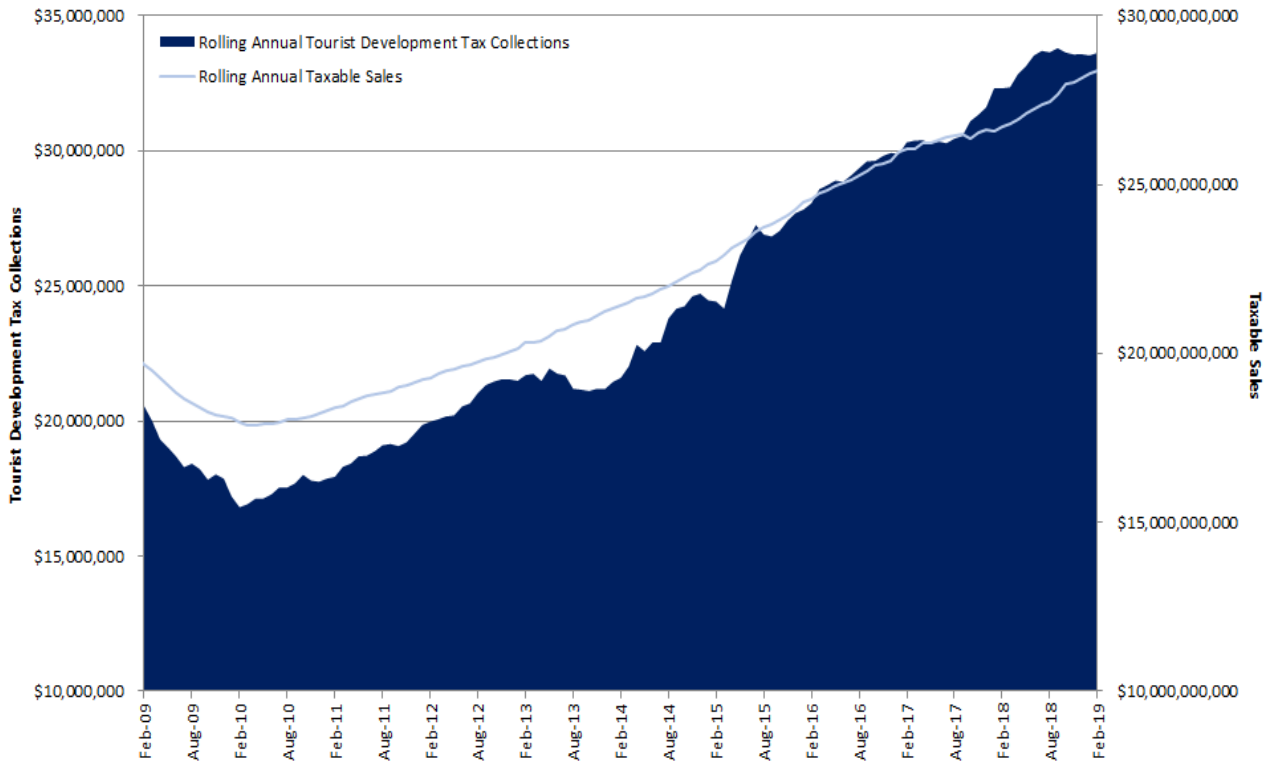
### Home Sales

In February 2019, Hillsborough County had a total of **1,446** closed sales for single family homes. In February 2018, the total was 1,279 closed sales. That is a 13.1% increase in closed sales for single family homes.

In February 2019, Hillsborough County had a total of **413** closed sales for townhouses and condos. In February 2018, the total was 373 closed sales. That is a 10.7% increase in closed sales for townhouses and condos.

## Airport Activity

Month	Domestic Passengers	International Passengers	Freight Cargo (in tons)	Freight Mail (in tons)
February 2019	1,705,972	95,503	16,495	1,287
February 2018	1,643,806	85,156	15,013	1,234
Annual % Change	3.8%	12.2%	9.9%	4.3%



**Tourist Development Tax Collections**

**\$3,241,441**

Collected in February 2019

**3.0%**

Collections increase from February 2018

## Consumer Price Index (Not Seasonally Adjusted)

Month	U.S. City Avg.	South Urban Avg., Size Class A
February 2019	252.776	248.505
February 2018	248.991	245.367
Annual % Change	1.5%	1.3%

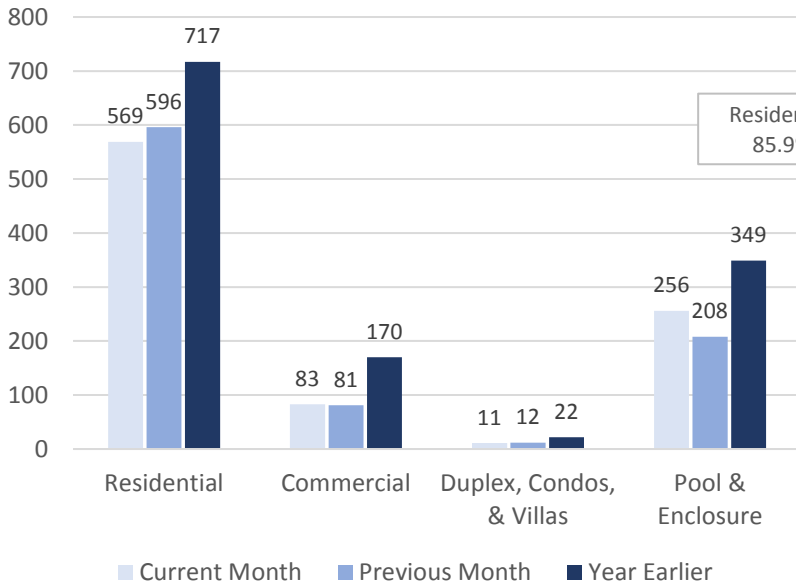
## Hillsborough County Gross and Taxable Sales

Month	Gross Sales	Taxable Sales
February 2019	\$6,501,675,438	\$2,307,441,474
February 2018	\$6,479,851,930	\$2,202,268,025
Annual % Change	0.3%	4.8%

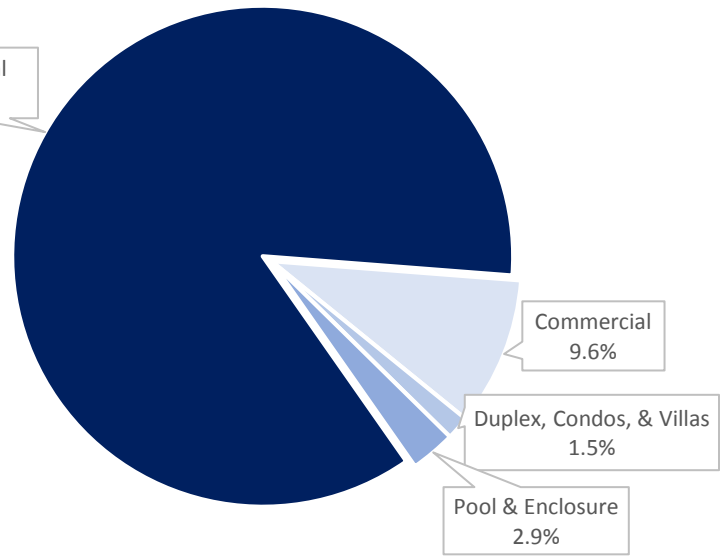
Questions? Feedback? We'd love to hear from you!

Call Hillsborough County Economic Development Department at (813) 272-7232 and ask for a member of the Business Intelligence team.

### Permits Issued – February 2019



### Permit Values – February 2019



There were **919** residential & commercial building permits issued in **February 2019**.  
The total value of these permits is **\$219,261,372**. All permits are for unincorporated Hillsborough County.

Type	Residential	Annual % Change	Commercial	Annual % Change	Duplex, Condos, and Villas	Annual % Change	Pool & Enclosure	Annual % Change
Permits	569	-20.6%	83	-51.2%	11	-50.0%	256	-26.6%
Value	\$188,451,257	-38.7%	\$21,106,985	-63.5%	\$3,324,061	-45.7%	\$6,379,069	-23.7%

#### Top 5 Kind Code Sales (Gross Sales)

Industry	February 2019	Annual % Change
Wholesale Dealers	\$1,233,867,653	-3.3%
Automotive Dealers (Sale & Lease), Tag Agencies	\$606,931,783	2.3%
General Misc. Merchandise Stores	\$599,063,620	-3.6%
Medical, Dental, Surgical, Optical & Related Professional Services	\$361,073,116	5.4%
Food & Beverage Stores	\$355,166,395	2.6%

#### Top 5 Kind Code Sales (Taxable Sales)

Industry	February 2019	Annual % Change
Automotive Dealers (Sale & Lease), Tag Agencies	\$370,690,188	0.1%
Restaurants, Lunchrooms, Catering Services	\$251,226,081	1.6%
General Misc. Merchandise Stores	\$220,625,960	-6.4%
Lease or Rental of Commercial Real Property	\$195,595,306	3.5%
Lumber and Other Building Materials Dealers	\$126,889,775	8.4%

#### Top 5 Year-over-Year Growth (Gross Sales)Ⓞ

Industry	February 2019	Annual % Change
Other Professional Services	\$125,533,664	184.6%
Itinerant Vendors, Peddlers, Direct Selling Establishments	\$25,944,423	82.7%
Automotive Accessories & Parts	\$96,181,511	46.2%
Building Contractors	\$53,300,406	41.5%
Electrical, Plumbing, Well Drilling, Pipes	\$27,703,791	41.3%

#### Top 5 Year-over-Year Growth (Taxable Sales)Ⓞ

Industry	February 2019	Annual % Change
Other Professional Services	\$29,457,348	282.0%
Automotive Accessories & Parts	\$41,591,577	60.6%
Industrial Machinery	\$18,223,230	34.4%
Manufacturing	\$56,797,907	20.9%
Home Furniture, Furnishings & Equipment	\$90,763,321	18.1%

ⓄFor kind codes with more than \$10 million in sales for the month.