

June 2019 – Economic Indicators Report

Hillsborough County Economic Development Department – Business Intelligence

HCFLGov.net/EconDev

Employment & Unemployment (Not Seasonally Adjusted)

Location	Labor Force	Employment	Unemployment Rate (June 2019)	Unemployment Rate (June 2018)
Hillsborough County	746,256	720,987	3.39%	3.69%
Tampa MSA	1,555,210	1,501,288	3.47%	3.76%
Florida	10,416,000	10,054,000	3.49%	3.88%
United States	164,120,000	157,828,000	3.83%	4.17%

Tampa MSA consists of Hernando, Hillsborough, Pasco, and Pinellas counties.

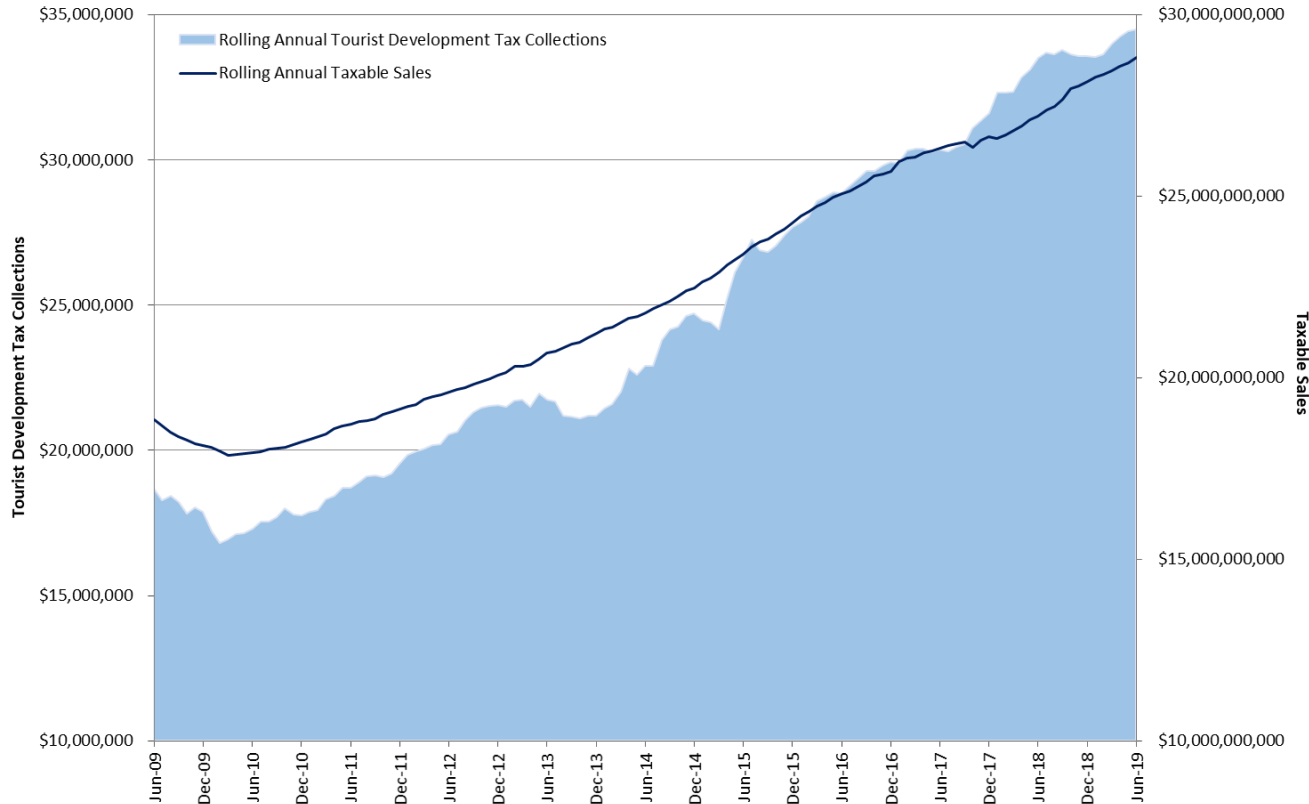
Home Sales

In June 2019, Hillsborough County had a total of **2,077** closed sales for single family homes. In June 2018, the total was 2,013 closed sales. That is a 3.2% increase in closed sales for single family homes.

In June 2019, Hillsborough County had a total of **523** closed sales for townhouses and condos. In June 2018, the total was 552 closed sales. That is a -5.3% decrease in closed sales for townhouses and condos.

Airport Activity

Month	Domestic Passengers	International Passengers	Freight Cargo (in tons)	Freight Mail (in tons)
June 2019	1,733,143	96,052	17,062	1,063
June 2018	1,672,082	71,085	16,648	1,305
Annual % Change	3.7%	35.1%	2.5%	-18.6%



Tourist Development Tax Collections

\$2,886,586
Collected in
June 2019

2.71%
Collections increase
from June 2018

Consumer Price Index (Not Seasonally Adjusted)

Month	U.S. City Avg.	South Urban Avg., Size Class A
June 2019	256.143	251.247
June 2018	251.989	248.166
Annual % Change	1.6%	1.2%

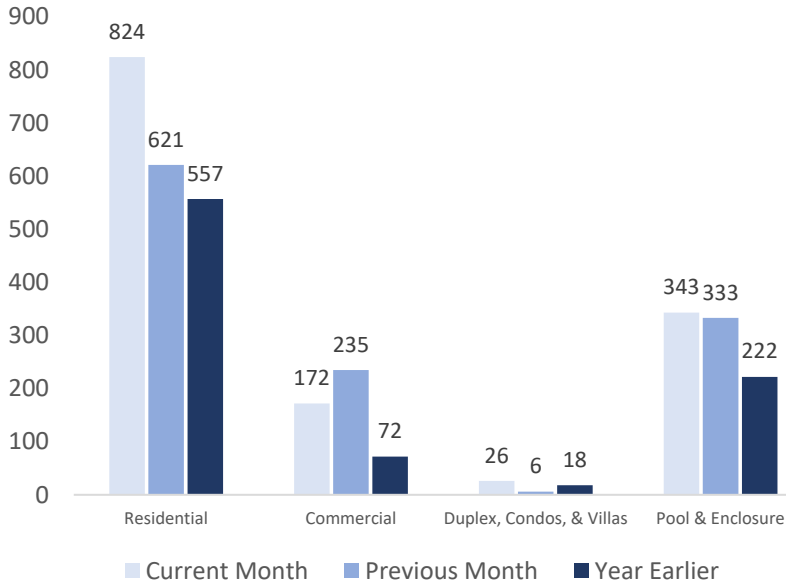
Hillsborough County Gross and Taxable Sales

Month	Gross Sales	Taxable Sales
June 2019	\$6,709,429,473	\$2,459,442,101
June 2018	\$6,462,258,445	\$2,314,191,211
Annual % Change	3.8%	6.3%

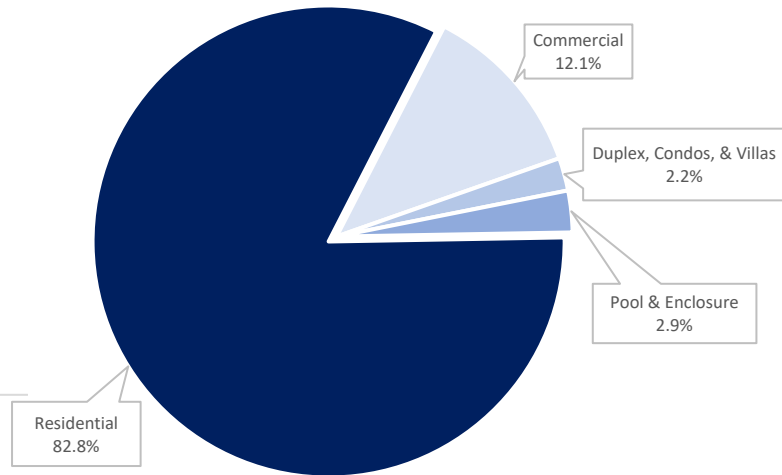
Questions? Feedback? We'd love to hear from you!

Call Hillsborough County Economic Development Department at (813) 272-7232 and ask for a member of the Business Intelligence team.

Permits Issued – June 2019



Permit Values – June 2019



There were **1,365** residential & commercial building permits issued in **June 2019**.
The total value of these permits is **\$311,826,706**. All permits are for unincorporated Hillsborough County.

Type	Residential	Annual % Change	Commercial	Annual % Change	Duplex, Condos, and Villas	Annual % Change	Pool & Enclosure	Annual % Change
Permits	824	47.9%	172	138.9%	26	44.4%	343	54.5%
Value	\$258,246,818	33.4%	\$37,670,414	-51.4%	\$7,012,945	47.7%	\$8,896,529	68.3%

Top 5 Kind Code Sales (Gross Sales)

Industry	June 2019	Annual % Change
Wholesale Dealers	\$1,378,819,160	5.4%
Automotive Dealers (Sale & Lease). Tag Agencies & Tax	\$701,935,094	7.8%
General Miscellaneous	\$550,704,911	-8.7%
Merchandise Stores	\$374,596,707	-5.8%
Manufacturing	\$369,322,257	11.5%
Medical, Dental, Surgical, Optical & Related Professional		

Top 5 Kind Code Sales (Taxable Sales)

Industry	June 2019	Annual % Change
Automotive Dealers (Sale & Lease). Tag Agencies & Tax	\$431,288,894	4.8%
Restaurants, Lunchrooms, Catering Services	\$257,512,974	1.5%
General Miscellaneous	\$248,617,202	3.1%
Merchandise Stores	\$209,830,893	8.9%
Lease or Rental of Commercial Real Property	\$135,387,980	18.9%
Wholesale Dealers		

Top 5 Year-over-Year Growth (Gross Sales)①

Industry	June 2019	Annual % Change
Other Professional Services	\$91,192,141	75.2%
Other ***	\$24,491,108	51.9%
Taxable Services (per Chapter 212, F.S.)	\$82,468,376	41.2%
Fuel Dealers, LP Gas Dealers	\$15,628,478	32.8%
Decorating, Painting, Papering, Drapery Installation	\$10,369,860	28.2%

Top 5 Year-over-Year Growth (Taxable Sales)①

Industry	June 2019	Annual % Change
Other Professional Services	\$30,953,499	304.7%
Communication, Telephone, Telegraph, Radio & Television	\$18,750,446	141.6%
Sanitary & Industrial Supplies	\$12,688,358	43.9%
Radio, Television, Consumer Electronics, Computers, Music	\$60,600,912	43.7%
Taxable Services (per Chapter 212, F.S.)	\$43,761,508	26.1%

①For kind codes with more than \$10 million in sales for the month.

All data is for June 2019 and Hillsborough County only, unless otherwise indicated.

Sources: Bureau of Labor Statistics, Greater Tampa Association of Realtors, Tampa International Airport, U.S. Census Bureau, Florida Department of Revenue.