

July 2019 – Economic Indicators Report

Hillsborough County Economic Development Department – Business Intelligence

HCFLGov.net/EconDev

Employment & Unemployment (Not Seasonally Adjusted)

Location	Labor Force	Employment	Unemployment Rate (July 2019)	Unemployment Rate (July 2018)
Hillsborough County	749,605	724,229	3.39%	3.76%
Tampa MSA	1,562,853	1,509,458	3.42%	3.80%
Florida	10,471,000	10,108,000	3.47%	3.95%
United States	164,941,000	158,385,000	3.97%	4.11%

Tampa MSA consists of Hernando, Hillsborough, Pasco, and Pinellas counties.

Home Sales

In July 2019, Hillsborough County had a total of **2,075** closed sales for single family homes. In July 2018, the total was 1,989 closed sales. That is a 4.3% increase in closed sales for single family homes.

In July 2019, Hillsborough County had a total of **607** closed sales for townhouses and condos. In July 2018, the total was 550 closed sales. That is a 10.4% decrease in closed sales for townhouses and condos.

Airport Activity

Month	Domestic Passengers	International Passengers	Freight Cargo (in tons)	Freight Mail (in tons)
July 2019	1,767,136	107,907	17,657	1,147
July 2018	1,705,024	86,414	16,107	1,274
Annual % Change	3.6%	24.9%	9.6%	-9.9%

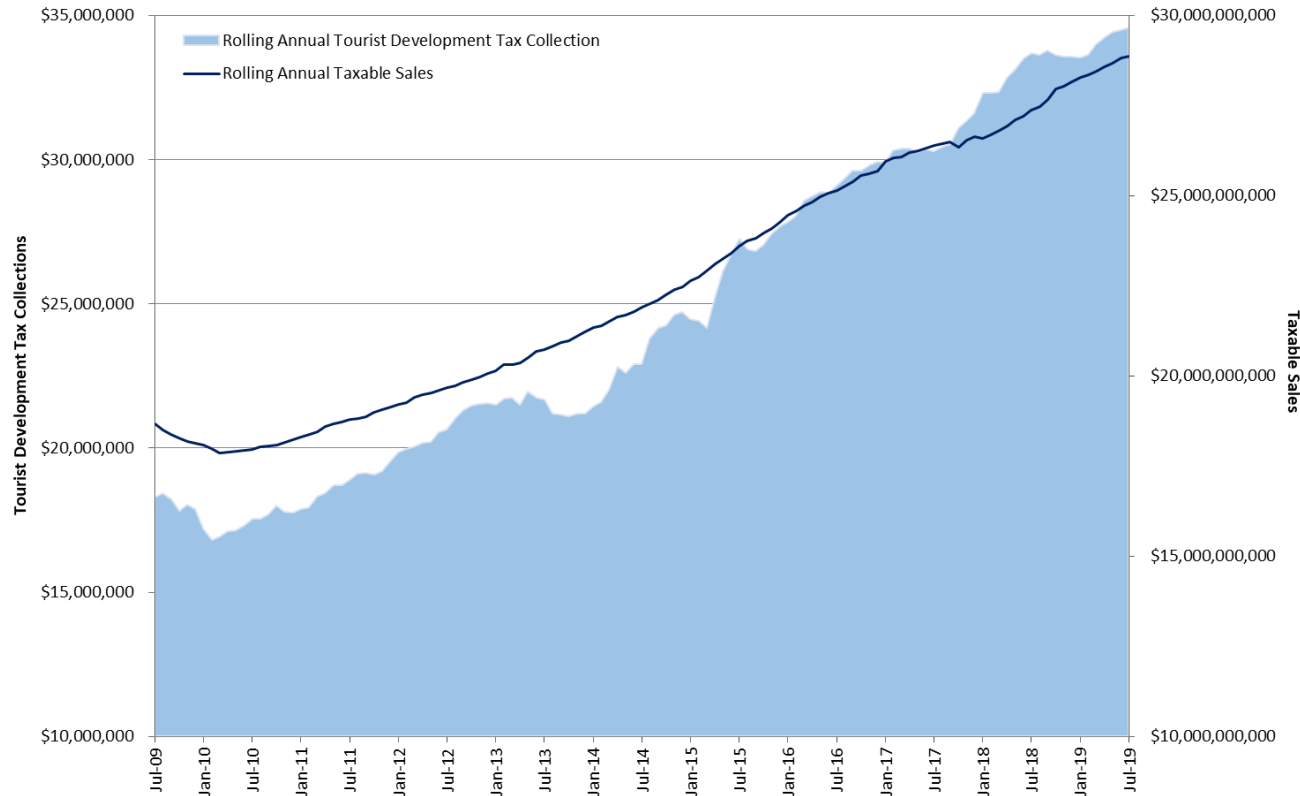
Tourist Development Tax Collections

\$2,497,444

Collected in
July 2019

3.24%

Collections increase
from July 2018



Consumer Price Index (Not Seasonally Adjusted)

Month	U.S. City Avg.	South Urban Avg., Size Class A
July 2019	256.571	251.878
July 2018	252.006	248.047
Annual % Change	1.8%	1.5%

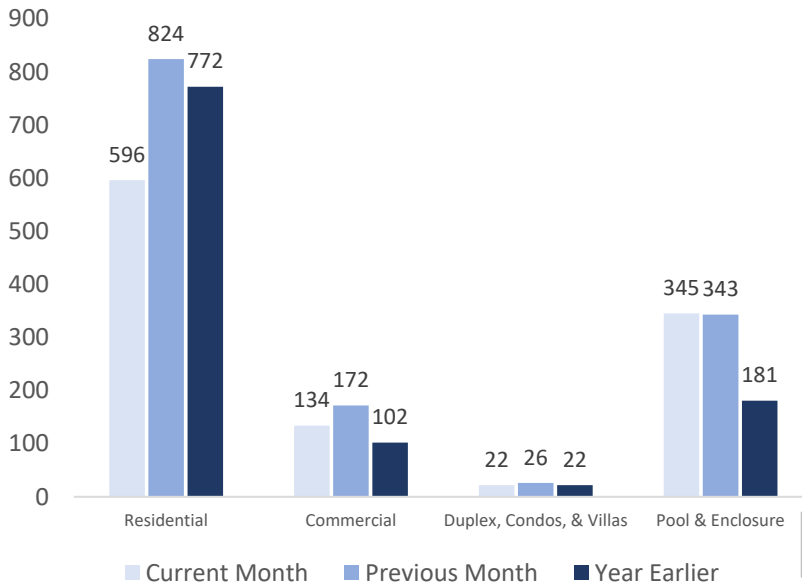
Hillsborough County Gross and Taxable Sales

Month	Gross Sales	Taxable Sales
July 2019	\$7,420,053,741	\$2,415,747,761
July 2018	\$7,029,000,291	\$2,351,720,600
Annual % Change	5.6%	2.7%

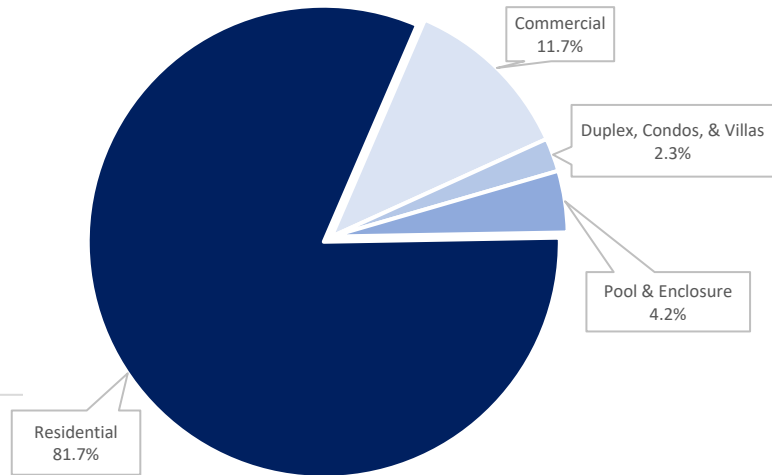
Questions? Feedback? We'd love to hear from you!

Call Hillsborough County Economic Development Department at (813) 272-7232 and ask for a member of the Business Intelligence team.

Permits Issued – July 2019



Permit Values – July 2019



There were **1,097** residential & commercial building permits issued in **July 2019**.
The total value of these permits is **\$257,634,099**. All permits are for unincorporated Hillsborough County.

Type	Residential	Annual % Change	Commercial	Annual % Change	Duplex, Condos, and Villas	Annual % Change	Pool & Enclosure	Annual % Change
Permits	596	-22.8%	134	31.4%	22	0.0%	345	90.6%
Value	\$210,610,614	-18.2%	\$30,261,598	-77.3%	\$5,905,426	-6.3%	\$10,856,461	203.7%

Top 5 Kind Code Sales (Gross Sales)

Industry	July 2019	Annual % Change
Wholesale Dealers	\$1,682,151,405	12.8%
General Miscellaneous Merchandise Stores	\$702,716,464	-3.1%
Automotive Dealers (Sale & Lease). Tag Agencies & Tax	\$668,725,778	8.7%
Manufacturing	\$447,094,380	2.1%
Medical, Dental, Surgical, Optical & Related Professional	\$370,521,544	14.4%

Top 5 Kind Code Sales (Taxable Sales)

Industry	July 2019	Annual % Change
Automotive Dealers (Sale & Lease). Tag Agencies & Tax	\$411,394,616	4.8%
General Miscellaneous Merchandise Stores	\$258,009,911	-0.9%
Restaurants, Lunchrooms, Catering Services	\$255,922,425	2.3%
Lease or Rental of Commercial Real Property	\$216,659,226	14.6%
Wholesale Dealers	\$131,555,464	8.9%

Top 5 Year-over-Year Growth (Gross Sales)Ⓞ

Industry	July 2019	Annual % Change
Feed & Seed Stores, Retail Nurseries	\$61,238,762	441.6%
Sanitary & Industrial Supplies	\$64,541,487	146.2%
Mining, Drilling, Top Soil, Clay, Sand. Fill Dirt	\$11,486,028	140.6%
Miscellaneous	\$10,759,060	61.9%
Fuel Dealers, LP Gas Dealers	\$17,269,458	55.8%

Top 5 Year-over-Year Growth (Taxable Sales)Ⓞ

Industry	July 2019	Annual % Change
Communication, Telephone, Telegraph. Radio & Television	\$17,249,901	126.9%
Farm Implements & Equipment Suppliers	\$15,010,803	64.6%
Other Professional Services	\$11,169,759	38.3%
Taxable Services (per Chapter 212, F.S.)	\$39,922,841	24.1%
Used Merchandise Stores, Second-Hand Stores. Antique	\$10,904,831	20.6%

ⓄFor kind codes with more than \$10 million in sales for the month.

All data is for July 2019 and Hillsborough County only, unless otherwise indicated.

Sources: Bureau of Labor Statistics, Greater Tampa Association of Realtors, Tampa International Airport, U.S. Census Bureau, Florida Department of Revenue.