

October 2019 – Economic Indicators Report

Hillsborough County Economic Development Department – Business Intelligence

HCFLGov.net/EconDev

Employment & Unemployment (Not Seasonally Adjusted)

Location	Labor Force	Employment	Unemployment Rate (October 2019)	Unemployment Rate (October 2018)
Hillsborough County	755,004	733,516	2.85%	2.87%
Tampa MSA	1,572,438	1,527,120	2.88%	2.92%
Florida	10,567,000	10,259,000	2.91%	3.05%
United States	164,364,000	158,510,000	3.56%	3.55%

Tampa MSA consists of Hernando, Hillsborough, Pasco, and Pinellas counties.

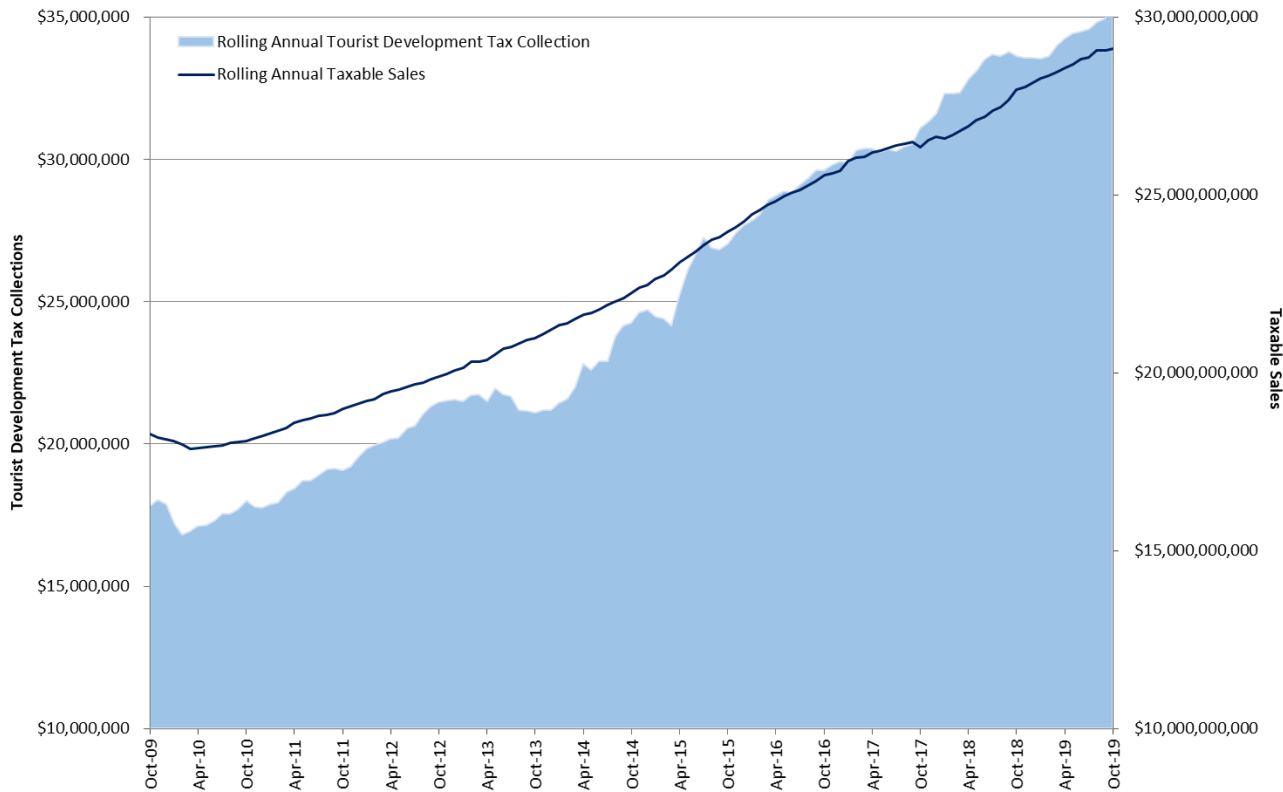
Home Sales

In October 2019, Hillsborough County had a total of **1,768** closed sales for single family homes. In October 2018, the total was 1,702 closed sales. That is a 3.9% increase in closed sales for single family homes.

In October 2019, Hillsborough County had a total of **478** closed sales for townhouses and condos. In October 2018, the total was 491 closed sales. That is a -2.6% increase in closed sales for townhouses and condos.

Airport Activity

Month	Domestic Passengers	International Passengers	Freight Cargo (in tons)	Freight Mail (in tons)
October 2019	1,653,704	80,512	18,820	1,151
October 2018	1,539,963	74,473	19,307	1,507
Annual % Change	7.4%	8.1%	-2.5%	-23.6%



Tourist Development Tax Collections

2,760,533
Collected in
October 2019

4.25%
Collections increase
from October 2018

Consumer Price Index (Not Seasonally Adjusted)

Month	U.S. City Avg.	South Urban Avg., Size Class A
October 2019	257.35	252.54
October 2018	252.89	248.56
Annual % Change	1.8%	1.6%

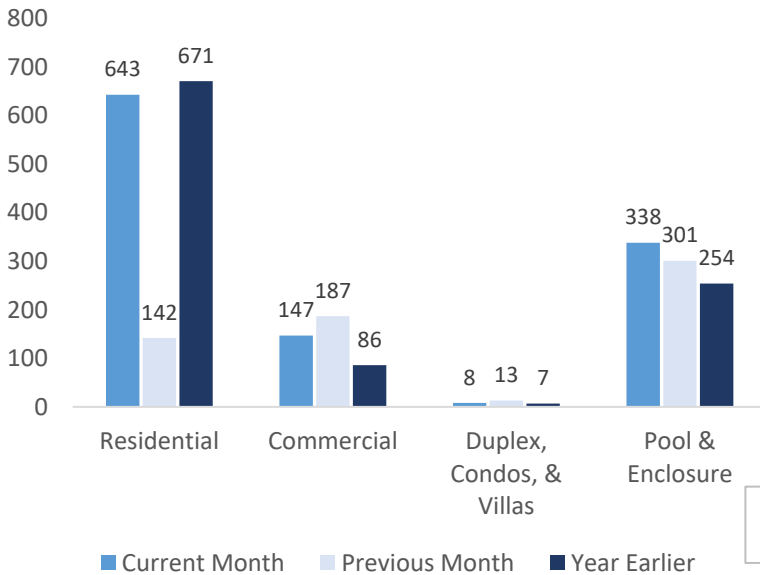
Hillsborough County Gross and Taxable Sales

Month	Gross Sales	Taxable Sales
October 2019	\$7,263,730,484	\$2,351,929,978
October 2018	\$6,867,037,405	\$2,298,909,000
Annual % Change	5.8%	2.3%

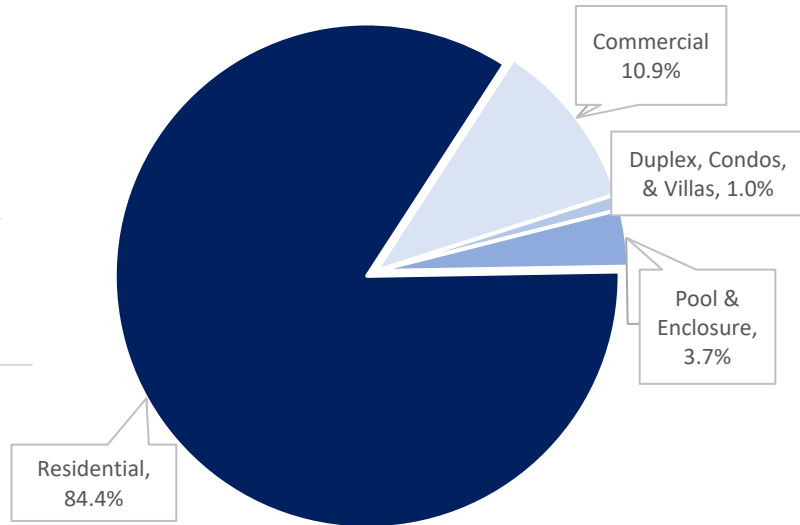
Questions? Feedback? We'd love to hear from you!

Call Hillsborough County Economic Development Department at (813) 272-7232 and ask for a member of the Business Intelligence team.

Permits Issued – October 2019



Permit Values – October 2019



There were **643** residential & commercial building permits issued in **October 2019**. The total value of these permits is **\$256,268,931**. All permits are for unincorporated Hillsborough County.

Type	Residential	Annual % Change	Commercial	Annual % Change	Duplex, Condos, and Villas	Annual % Change	Pool & Enclosure	Annual % Change
Permits	643	-74.5%	147	70.9%	8	14.3%	338	33.1%
Value	\$216,394,364	-7.4%	\$27,965,137	41.2%	\$2,549,586	38.8%	\$9,359,844	62.8%

Top 5 Kind Code Sales (Gross Sales)

Industry	October 2019	Annual % Change
Wholesale Dealers	\$1,479,894,650	-1.7%
Automotive Dealers (Sale & Lease). Tag Agencies & Tax	\$660,077,204	11.6%
General Miscellaneous Merchandise Stores	\$655,482,611	-3.6%
Manufacturing	\$586,548,260	54.1%
Medical, Dental, Surgical, Optical & Related Professional	\$371,721,866	15.3%

Top 5 Kind Code Sales (Taxable Sales)

Industry	October 2019	Annual % Change
Automotive Dealers (Sale & Lease). Tag Agencies & Tax	\$396,345,108	6.2%
Restaurants, Lunchrooms, Catering Services	\$248,020,515	1.1%
General Miscellaneous Merchandise Stores	\$237,943,516	-2.4%
Lease or Rental of Commercial Real Property	\$213,349,384	11.5%
Lumber and Other Building Materials Dealers	\$141,918,518	3.5%

Top 5 Year-over-Year Growth (Gross Sales)①

Industry	October 2019	Annual % Change
Feed & Seed Stores, Retail Nurseries	\$60,443,965	596.7%
Manufacturing	\$586,548,260	54.1%
Storage & Warehousing	\$29,947,444	51.1%
Other ***	\$27,635,169	36.9%
Taxable Services (per Chapter 212, F.S.)	\$77,602,438	33.7%

Top 5 Year-over-Year Growth (Taxable Sales)①

Industry	October 2019	Annual % Change
Communication, Telephone, Telegraph. Radio & Television	\$17,552,875	131.2%
Other Professional Services	\$15,777,027	62.4%
Used Merchandise Stores, Second-Hand Stores. Antique	\$10,727,912	24.6%
Taxable Services (per Chapter 212, F.S.)	\$39,902,795	21.9%
Sanitary & Industrial Supplies	\$10,857,826	19.9%

①For kind codes with more than \$10 million in sales for the month.

All data is for October 2019 and Hillsborough County only, unless otherwise indicated.

Sources: Bureau of Labor Statistics, Greater Tampa Association of Realtors, Tampa International Airport, U.S. Census Bureau, Florida Department of Revenue.