

December 2020 – Economic Indicators Report

Hillsborough County Economic Development Department – Business Intelligence

HCFLGov.net/EconDev

Employment & Unemployment (Not Seasonally Adjusted)

Location	Labor Force	Employment	Unemployment Rate (December 2020)	Unemployment Rate (December 2019)
Hillsborough County	745,455	705,886	5.30%	2.55%
Tampa MSA	1,540,183	1,459,839	5.20%	2.64%
Florida	10,094,000	9,507,000	5.80%	2.53%
United States	160,017,000	149,613,000	6.50%	3.36%

Tampa MSA consists of Hernando, Hillsborough, Pasco, and Pinellas counties.

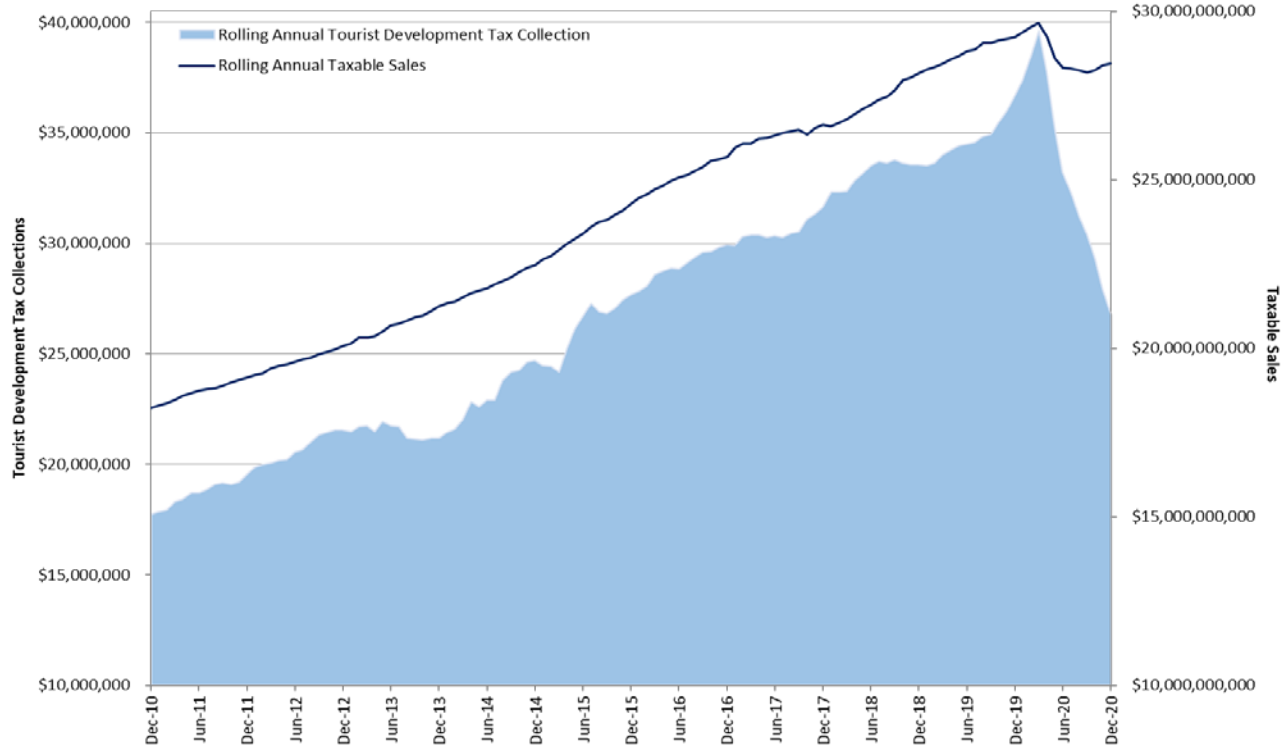
Home Sales

In December 2020, Hillsborough County had a total of **1,989** closed sales for single family homes. In December 2019, the total was 1,804 closed sales. That is a 10.3% increase in closed sales for single family homes.

In December 2020, Hillsborough County had a total of **609** closed sales for townhouses and condos. In December 2019, the total was 469 closed sales. That is a 29.9% increase in closed sales for townhouses and condos.

Airport Activity

Month	Domestic Passengers	International Passengers	Freight Cargo (in tons)	Freight Mail (in tons)
December 2020	950,110	13,631	21,509	682
December 2019	2,039,445	111,981	23,079	687
Annual % Change	-53.4%	-87.8%	-6.8%	-0.8%



Tourist Development Tax Collections

\$1,844,216

Collected in
December 2020

-38.9%

Collections decrease
from December 2019

Consumer Price Index (Not Seasonally Adjusted)

Month	U.S. City Avg.	South Urban Avg., Size Class A
December 2020	260.47	255.04
December 2019	256.97	252.05
Annual % Change	1.4%	1.2%

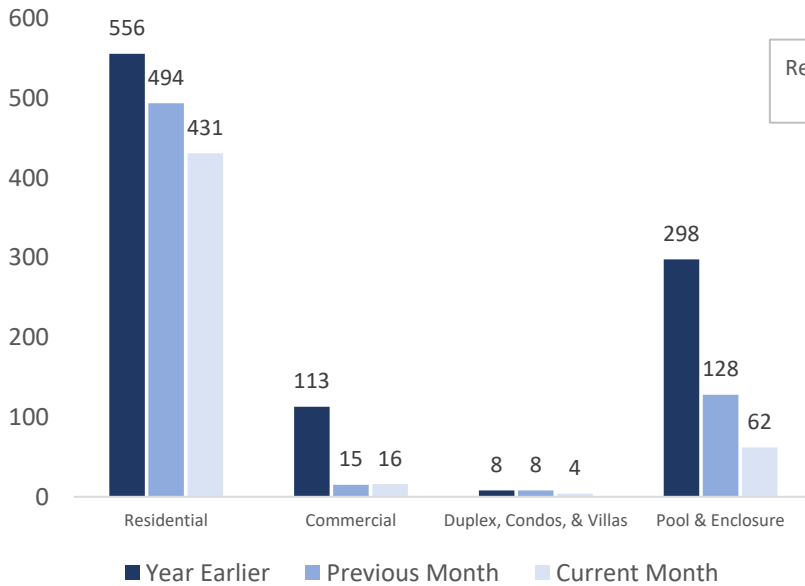
Hillsborough County Gross and Taxable Sales

Month	Gross Sales	Taxable Sales
December 2020	\$6,807,045,762	\$2,460,280,743
December 2019	\$6,639,110,208	\$2,398,659,939
Annual % Change	2.5%	2.6%

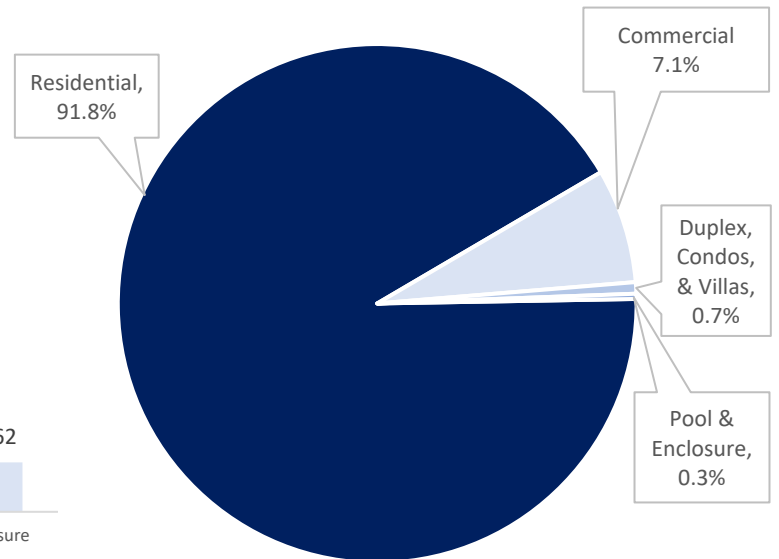
Questions? Feedback? We'd love to hear from you!

Call Hillsborough County Economic Development Department at (813) 272-7232 and ask for a member of the Business Intelligence team.

Permits Issued – December 2020



Permit Values – December 2020



There were **513** residential & commercial building permits issued in **December 2020**.

The total value of these permits is **\$168,095,294**. All permits are for unincorporated Hillsborough County.

Type	Residential	Annual % Change	Commercial	Annual % Change	Duplex, Condos, and Villas	Annual % Change	Pool & Enclosure	Annual % Change
Permits	431	-22.5%	16	-85.8%	4	-50.0%	62	-79.2%
Value	\$154,365,062	-28.1%	\$11,988,069	-83.1%	\$1,201,732	-47.5%	\$540,430	-92.3%

Top 5 Kind Code Sales (Gross Sales)

Industry	December 2020	Annual % Change
Wholesale Dealers	\$1,294,099,449	-0.4%
Automotive Dealers (Sale & Lease). Tag Agencies & Tax General Miscellaneous Merchandise Stores	\$819,229,567	19.1%
Manufacturing	\$678,758,050	5.0%
Medical, Dental, Surgical, Optical & Related Professional	\$425,147,547	34.1%
	\$413,368,500	7.5%

Top 5 Kind Code Sales (Taxable Sales)

Industry	December 2020	Annual % Change
Automotive Dealers (Sale & Lease). Tag Agencies & Tax General Miscellaneous Merchandise Stores	\$467,569,939	11.8%
Restaurants, Lunchrooms, Catering Services	\$262,061,046	-1.2%
Lease or Rental of Commercial Real Property	\$228,129,934	-9.0%
Lumber and Other Building Materials Dealers	\$221,511,601	3.2%
	\$159,168,530	36.7%

Top 5 Year-over-Year Growth (Gross Sales)Ⓞ

Industry	December 2020	Annual % Change
Bottlers	\$17,225,181	85.0%
Importing & Exporting	\$24,302,223	34.5%
Manufacturing	\$425,147,547	34.1%
Packaging Materials, Paper, Box, Bag Dealers	\$10,253,101	30.0%
Lumber and Other Building Materials Dealers	\$180,664,841	29.3%

Top 5 Year-over-Year Growth (Taxable Sales)Ⓞ

Industry	December 2020	Annual % Change
Scrap Metal, Junk Yards, Salvaged Material	\$20,830,676	84.5%
Radio, Television, Consumer Electronics, Computers, Music	\$90,626,956	71.0%
Lumber and Other Building Materials Dealers	\$159,168,530	36.7%
Building Contractors	\$17,754,242	25.8%
Home Furniture, Furnishings & Equipment	\$73,596,409	18.9%

ⓄFor kind codes with more than \$10 million in sales for the month.

All data is for December 2020 and Hillsborough County only, unless otherwise indicated.

Sources: Bureau of Labor Statistics, Greater Tampa Association of Realtors, Tampa International Airport, U.S. Census Bureau, Florida Department of Revenue.