

March 2020 – Economic Indicators Report

Hillsborough County Economic Development Department – Business Intelligence

HCFLGov.net/EconDev

Employment & Unemployment (Not Seasonally Adjusted)

Location	Labor Force	Employment	Unemployment Rate (March 2020)	Unemployment Rate (March 2019)
Hillsborough County	756,733	725,251	4.20%	3.16%
Tampa MSA	1,567,765	1,500,126	4.30%	3.26%
Florida	10,328,000	9,886,000	4.30%	3.28%
United States	162,537,000	155,167,000	4.50%	3.92%

Tampa MSA consists of Hernando, Hillsborough, Pasco, and Pinellas counties.

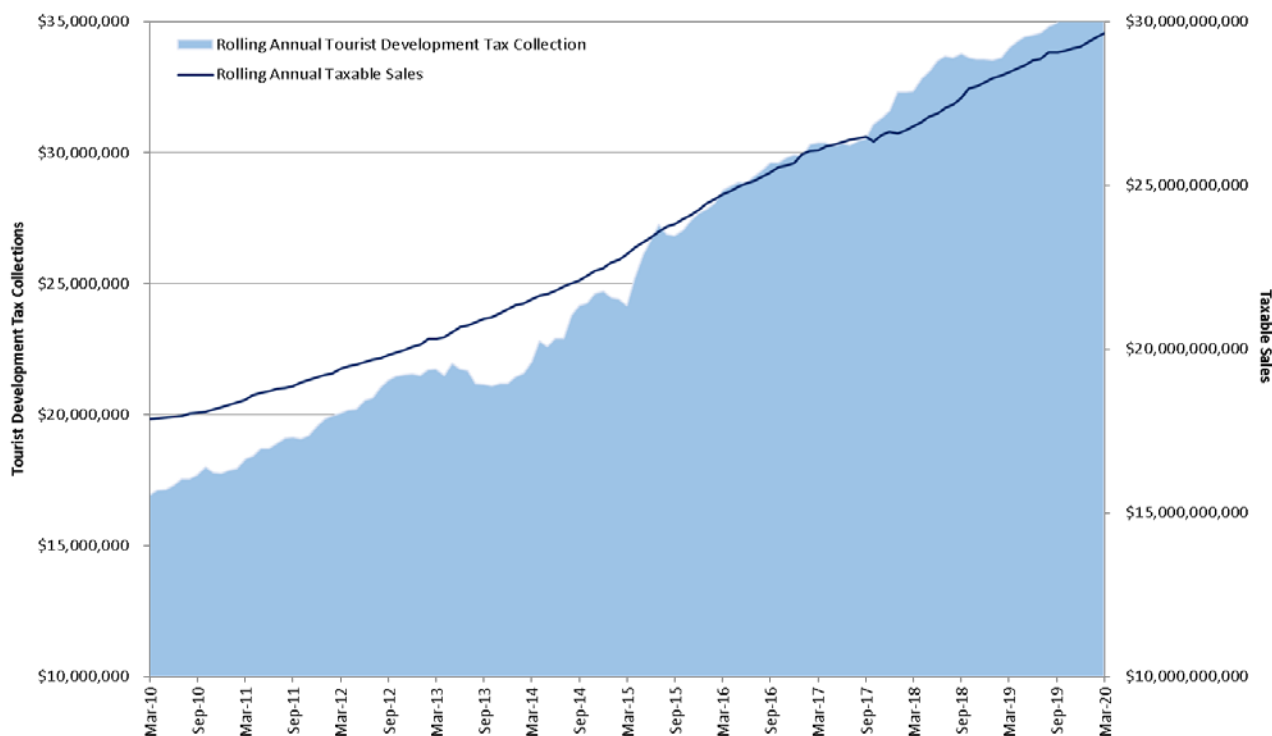
Home Sales

In March 2020, Hillsborough County had a total of **1,846** closed sales for single family homes. In March 2019, the total was 1,769 closed sales. That is a 4.4% increase in closed sales for single family homes.

In March 2020, Hillsborough County had a total of **509** closed sales for townhouses and condos. In March 2019, the total was 432 closed sales. That is a 17.8% increase in closed sales for townhouses and condos.

Airport Activity

Month	Domestic Passengers	International Passengers	Freight Cargo (in tons)	Freight Mail (in tons)
March 2020	1,182,134	70,333	22,581	1,110
March 2019	2,212,515	127,827	18,083	1,286
Annual % Change	-46.6%	-45.0%	24.9%	-13.6%



Tourist Development Tax Collections

\$4,905,712
Collected in
March 2020

28.6%
Collections increase
from March 2019

Consumer Price Index (Not Seasonally Adjusted)

Month	U.S. City Avg.	South Urban Avg., Size Class A
March 2020	258.12	252.75
March 2019	254.20	250.01
Annual % Change	1.5%	1.1%

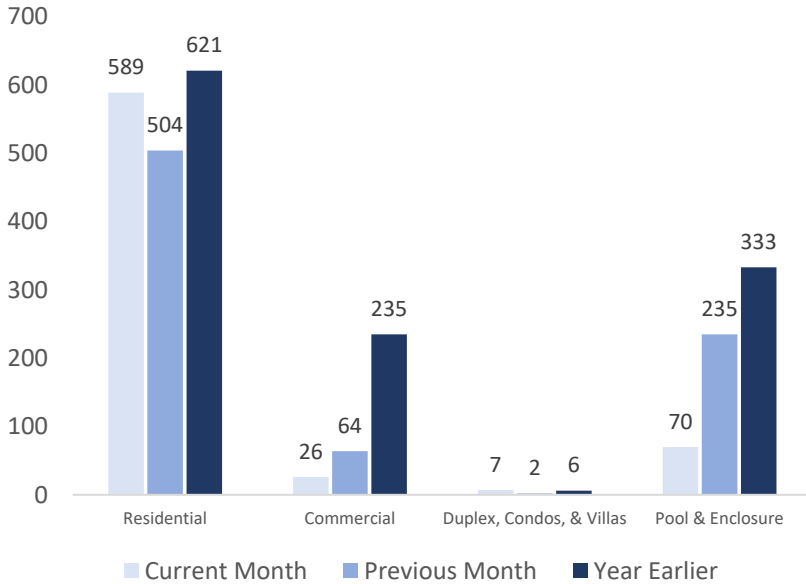
Hillsborough County Gross and Taxable Sales

Month	Gross Sales	Taxable Sales
March 2020	\$6,688,320,866	\$2,439,365,148
March 2019	\$6,151,175,492	\$2,311,423,536
Annual % Change	8.7%	5.5%

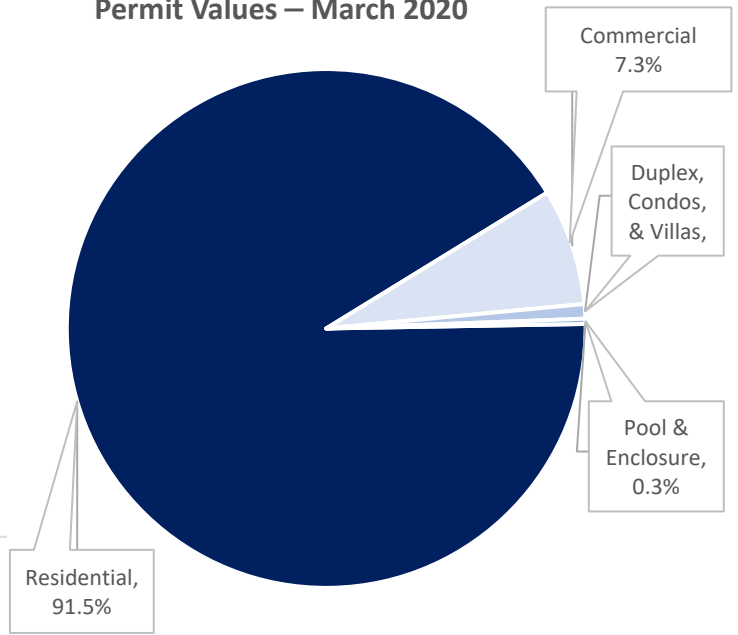
Questions? Feedback? We'd love to hear from you!

Call Hillsborough County Economic Development Department at (813) 272-7232 and ask for a member of the Business Intelligence team.

Permits Issued – March 2020



Permit Values – March 2020



There were **692** residential & commercial building permits issued in **March 2020**.
The total value of these permits is **\$222,096,593**. All permits are for unincorporated Hillsborough County.

Type	Residential	Annual % Change	Commercial	Annual % Change	Duplex, Condos, and Villas	Annual % Change	Pool & Enclosure	Annual % Change
Permits	589	-5.2%	26	-88.9%	7	16.7%	70	-79.0%
Value	\$203,232,065	-18.0%	\$16,140,568	-78.7%	\$2,010,155	12.4%	\$713,805	-91.9%

Top 5 Kind Code Sales (Gross Sales)

Industry	March 2020	Annual % Change
Wholesale Dealers	\$1,312,559,529	1.2%
Automotive Dealers (Sale & Lease). Tag Agencies & Tax	\$705,815,761	15.1%
General Miscellaneous	\$620,608,403	1.3%
Merchandise Stores	\$399,157,902	31.2%
Manufacturing	\$397,439,591	19.1%
Medical, Dental, Surgical, Optical & Related Professional		

Top 5 Kind Code Sales (Taxable Sales)

Industry	March 2020	Annual % Change
Automotive Dealers (Sale & Lease). Tag Agencies & Tax	\$453,779,718	16.1%
Restaurants, Lunchrooms, Catering Services	\$255,693,854	1.7%
General Miscellaneous	\$237,503,687	1.2%
Merchandise Stores	\$206,033,442	3.6%
Lease or Rental of Commercial Real Property	\$136,488,957	11.9%
Wholesale Dealers		

Top 5 Year-over-Year Growth (Gross Sales)Ⓢ

Industry	March 2020	Annual % Change
Gasoline Service Stations	\$264,368,956	107.8%
Packaging Materials, Paper, Box. Bag Dealers	\$10,255,336	91.3%
Other Professional Services	\$104,962,214	52.7%
Decorating, Painting, Papering, Drapery Installation	\$13,045,855	35.8%
Farm Implements & Equipment Suppliers	\$30,826,983	34.6%

Top 5 Year-over-Year Growth (Taxable Sales)Ⓢ

Industry	March 2020	Annual % Change
Building Contractors	\$19,637,590	49.8%
Scrap Metal, Junk Yards, Salvaged Material	\$12,349,230	41.0%
Automotive Accessories & Parts	\$43,857,306	32.9%
Automotive Dealers (Sale & Lease). Tag Agencies & Tax	\$453,779,718	16.1%
Manufacturing	\$62,860,405	15.5%

ⓈFor kind codes with more than \$10 million in sales for the month.

All data is for March 2020 and Hillsborough County only, unless otherwise indicated.

Sources: Bureau of Labor Statistics, Greater Tampa Association of Realtors, Tampa International Airport, U.S. Census Bureau, Florida Department of Revenue.