

May 2020 – Economic Indicators Report

Hillsborough County Economic Development Department – Business Intelligence

HCFLGov.net/EconDev

Employment & Unemployment (Not Seasonally Adjusted)

Location	Labor Force	Employment	Unemployment Rate (May 2020)	Unemployment Rate (May 2019)
Hillsborough County	705,063	622,081	11.80%	2.99%
Tampa MSA	1,465,931	1,287,539	12.2%	3.07%
Florida	9,652,000	8,348,000	13.50%	3.08%
United States	157,975,000	137,461,000	13.00%	3.38%

Tampa MSA consists of Hernando, Hillsborough, Pasco, and Pinellas counties.

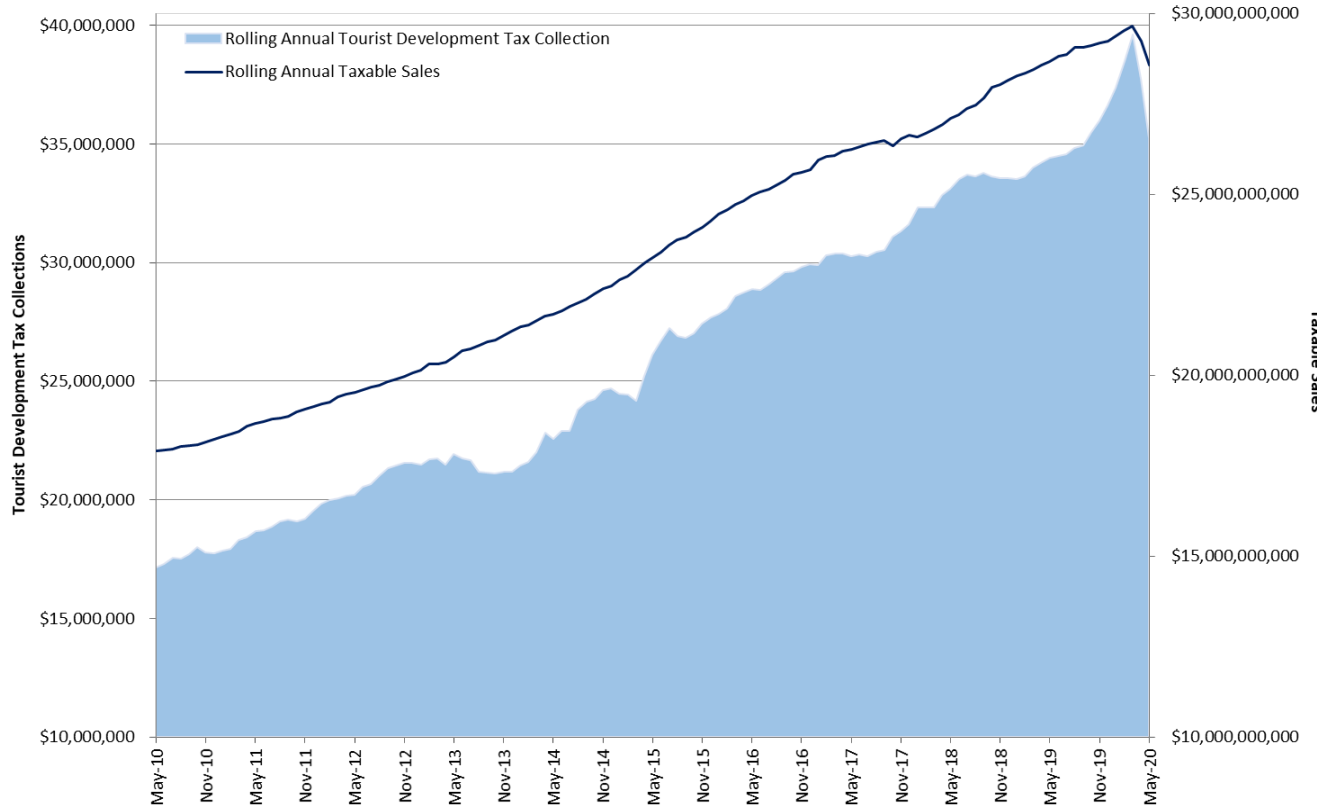
Home Sales

In May 2020, Hillsborough County had a total of **1,565** closed sales for single family homes. In May 2019, the total was 2,163 closed sales. That is a -27.6% decline in closed sales for single family homes.

In May 2020, Hillsborough County had a total of **424** closed sales for townhouses and condos. In May 2019, the total was 637 closed sales. That is a -33.4% decrease in closed sales for townhouses and condos.

Airport Activity

Month	Domestic Passengers	International Passengers	Freight Cargo (in tons)	Freight Mail (in tons)
May 2020	229,851	0	21,990	672
May 2019	1,800,944	97,088	18,794	1,076
Annual % Change	-87.2%	-100.0%	17.0%	-37.6%



Tourist Development Tax Collections

\$746,457
Collected in
May 2020

-77.2%
Collections decrease
from May 2019

Consumer Price Index (Not Seasonally Adjusted)

Month	U.S. City Avg.	South Urban Avg., Size Class A
May 2020	256.39	250.72
May 2019	256.09	251.95
Annual % Change	0.1%	-0.5%

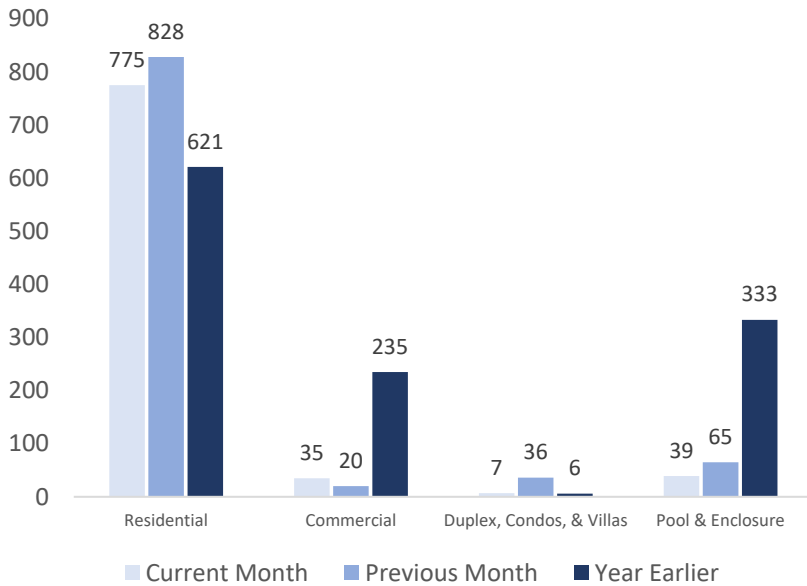
Hillsborough County Gross and Taxable Sales

Month	Gross Sales	Taxable Sales
May 2020	\$5,124,650,728	\$1,776,984,468
May 2019	\$6,590,123,933	\$2,419,694,395
Annual % Change	-22.2%	-26.6%

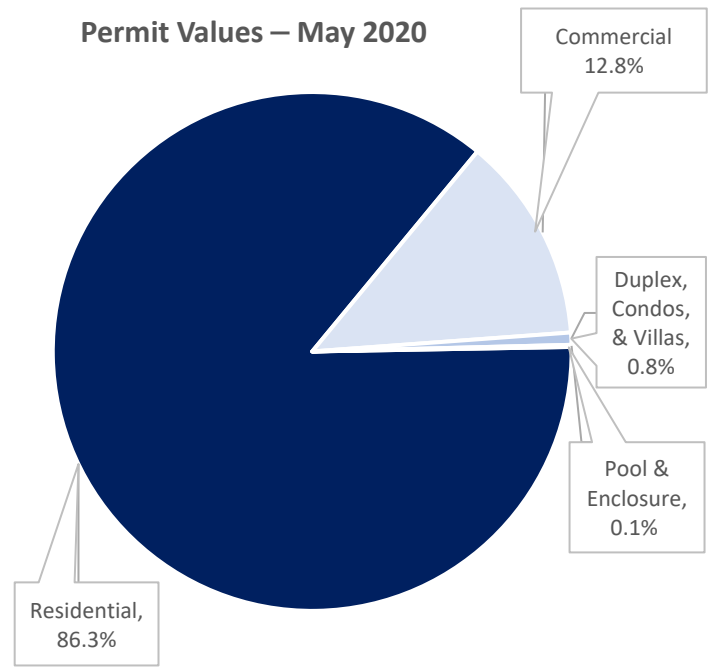
Questions? Feedback? We'd love to hear from you!

Call Hillsborough County Economic Development Department at (813) 272-7232 and ask for a member of the Business Intelligence team.

Permits Issued – May 2020



Permit Values – May 2020



There were **856** residential & commercial building permits issued in **May 2020**.
The total value of these permits is **\$281,887,644**. All permits are for unincorporated Hillsborough County.

Type	Residential	Annual % Change	Commercial	Annual % Change	Duplex, Condos, and Villas	Annual % Change	Pool & Enclosure	Annual % Change
Permits	775	24.8%	35	-85.1%	7	16.7%	39	-88.3%
Value	\$243,182,754	-1.8%	\$36,202,686	-52.2%	\$2,137,444	19.5%	\$364,760	-95.9%

Top 5 Kind Code Sales (Gross Sales)

Industry	May 2020	Annual % Change
Wholesale Dealers	\$965,628,519	-30.6%
General Miscellaneous Merchandise Stores	\$588,092,305	0.6%
Automotive Dealers (Sale & Lease). Tag Agencies & Tax	\$503,815,585	-23.4%
Food & Beverage Stores	\$361,865,236	3.6%
Manufacturing	\$357,999,983	-2.4%

Top 5 Kind Code Sales (Taxable Sales)

Industry	May 2020	Annual % Change
Automotive Dealers (Sale & Lease). Tag Agencies & Tax	\$306,292,361	-27.6%
General Miscellaneous Merchandise Stores	\$188,737,363	-25.0%
Lease or Rental of Commercial Real Property	\$174,174,941	-15.9%
Restaurants, Lunchrooms, Catering Services	\$144,595,627	-43.5%
Lumber and Other Building Materials Dealers	\$141,089,834	5.3%

Top 5 Year-over-Year Growth (Gross Sales)Ⓞ

Industry	May 2020	Annual % Change
Gifts, Cards, Novelty, Hobby, Crafts & Toy Stores	\$24,599,609	124.4%
Packaging Materials, Paper, Box. Bag Dealers	\$10,672,002	121.0%
Importing & Exporting	\$23,474,761	44.0%
Heating & Air Conditioning	\$46,530,503	35.6%
Electrical, Plumbing, Well Drilling, Pipes	\$30,924,233	14.5%

Top 5 Year-over-Year Growth (Taxable Sales)Ⓞ

Industry	May 2020	Annual % Change
Farm Implements & Equipment Suppliers	\$12,058,218	18.6%
Building Contractors	\$16,520,178	10.7%
Other Professional Services	\$14,069,274	7.4%
Lumber and Other Building Materials Dealers	\$141,089,834	5.3%
Food & Beverage Stores	\$120,497,377	5.1%

ⓄFor kind codes with more than \$10 million in sales for the month.

All data is for May 2020 and Hillsborough County only, unless otherwise indicated.

Sources: Bureau of Labor Statistics, Greater Tampa Association of Realtors, Tampa International Airport, U.S. Census Bureau, Florida Department of Revenue.